

**Columbia River Fire and Rescue
BOARD OF DIRECTORS
REGULAR BOARD MEETING
58611 McNulty Way, St. Helens, OR**

April 09, 2026

6:00 P.M.

Microsoft Teams meeting

Join:

<https://teams.microsoft.com/meet/220391282286537?p=gFXn6FIJPFE9ekULn4>

Meeting ID: 220 391 282 286 537

Passcode: uH2zh2rq

[Need help?](#) | [System reference](#)

Dial in by phone

[+1 332-249-0606,,870186226#](#) United States, New York City

[Find a local number](#)

Phone conference ID: 870 186 226#

For organizers: [Meeting options](#) | [Reset dial-in PIN](#)

Please Note: *Members of the Board of Directors will be attending the meeting in person. Public comments will be taken. Please email lehnerk@crfr.com to be included on the sign-in sheet by 5:45 pm on Thursday, April 09, 2026. All attendees should mute their mics when not called on for comment.*

<u>Call Regular Meeting To Order:</u>	President Welby
<u>Flag Salute:</u>	President Welby
<u>Changes To Agenda:</u>	As applicable
<u>Recognition:</u>	Alex Bilton & Hunter Johnson 12 mo. probation completion
<u>Correspondence:</u>	As applicable
<u>Public Comment:</u>	Comments from the public: As applicable
<u>Local 3215 Report:</u>	As applicable
<u>Volunteer Report:</u>	As applicable
<u>Consent Agenda:</u>	Minutes from Board Meetings March 12, 2026 – Financials
<u>Chief Officer’s Report:</u>	
<u>Old Business:</u>	
<u>New Business:</u>	Resolution FY 2025-26-08 2008 Pierce Saber Repair
Board Members’ Comments:	
Adjourn:	

Columbia River Fire & Rescue
Regular Meeting of the Boards of Directors
305 West 3rd, Rainer, OR
March 12, 2026, 6:00 pm

Regular Meeting: After due and legal notice, the Regular Board meeting of the Columbia River Fire & Rescue Board of Directors was called to order by Secretary Fletcher at 6:00 pm.

Present: Austin Zimbrick (phone in), Richard Fletcher, Mark Gundersen, Ryan Welby (online), Paul Rice

Absent: None

Others: Chief Smythe, K. Lehner, Alex Bubar

Via Teams Meeting/Phone In: S. Raichel, K. Melton

Flag Salute: Secretary Fletcher

Changes to Agenda: Add Closed Exec. Session (Legal Counsel)

Public Comment: None

Local 3215 Report: None

Volunteer Report: None

Correspondence: None

CRFR Consent Agenda: Included in the consent agenda are the minutes from the Regular Board meeting on February 12th, the February check register, the budget-to-actual, and the February bank statement. Director Gundersen made a motion to approve the consent agenda, and VP Zimbrick seconded the motion. All were in favor, Director Rice abstained due to his absence, and the motion was approved 4-0.

Chief Officers Report: Chief Smythe discussed the new reporting to be included in the board packet each month. The reporting will be more detailed with statistics included. He discussed the new tablet command program with the iPads that were rolled out 2 weeks ago. It allows tracking of crews, fires, and apparatus in real time and adds to fire reports.

Old Business: None

New Business: None

Closed Executive Session; 6:10 pm: Labor Negotiator Consultations ORS 192.660(2)(d); Legal Counsel ORS 192.660(2)(h), out of closed session at 6:21pm.

Board Comments:

Director Gundersen: Thank you to Local 3215 and for the new reports

President Welby: Good Job

VP Zimbrick: Thanks for the reports

Director Rice: Really like the reports

Secretary Fletcher: Thanks for the reports, disappointed in the rumors he heard from the board retreat meeting.

Adjourn: 6:24 pm

Columbia River Fire & Rescue

Budget to Actual Status Report

Unaudited - Management Use Only

		Original Budget 07/01/2025 to 06/30/2026	Actuals 07/01/2025 to 06/30/2026	Variance	% Budget Remaining
00 - General Fund					
Revenues					
00-00-4000	BUDGETED - Beginning Fund Balance	\$2,262,045.00	\$0.00	\$2,262,045.00	(100%)
00-00-4001	Property Tax - Delinquent	\$183,000.00	\$98,869.94	\$84,130.06	(46%)
00-00-4005	Property Tax - Interest & Penalties	\$0.00	\$10,375.69	(\$10,375.69)	0%
00-00-4010	Property Tax - Current Year	\$8,993,000.00	\$8,660,964.52	\$332,035.48	(4%)
00-00-4020	Interest Earned	\$100,000.00	\$132,889.62	(\$32,889.62)	33%
00-00-4030	Donations & Grants	\$500.00	\$11,018.14	(\$10,518.14)	2,104%
00-00-4040	Ambulance Revenue	\$1,800,000.00	\$1,150,608.49	\$649,391.51	(36%)
00-00-4041	GEMT	\$350,000.00	\$29,013.70	\$320,986.30	(92%)
00-00-4060	Fire-Med Revenue	\$40,000.00	\$6,656.00	\$33,344.00	(83%)
00-00-4100	Address Sign Revenue	\$250.00	\$245.00	\$5.00	(2%)
00-00-4110	Sale of Equipment & Property	\$10,000.00	\$7,620.00	\$2,380.00	(24%)
00-00-4160	Fire Service Agreements	\$10,000.00	\$9,506.98	\$493.02	(5%)
00-00-4165	Fire Marshall Inspection Revenue	\$10,000.00	\$3,040.00	\$6,960.00	(70%)
00-00-4180	LBTC Rent/Lease Income	\$5,000.00	\$2,700.00	\$2,300.00	(46%)
00-00-4200	Miscellaneous Revenue	\$15,000.00	\$8,359.18	\$6,640.82	(44%)
00-00-4205	Fleet Maint Revenue	\$15,000.00	\$30,064.53	(\$15,064.53)	100%
00-00-4210	Public Records Request Revenue	\$200.00	\$210.00	(\$10.00)	5%
Total Revenues		\$13,793,995.00	\$10,162,141.79	\$3,631,853.21	(26%)
Expenses					
00-00-5144	Battalion Chief Shift Pay	\$127,752.00	\$0.00	\$127,752.00	100%
00-10-5000	Base Wages	\$4,422,061.00	\$2,248,554.33	\$2,173,506.67	49%
00-10-5100	Overtime	\$791,800.00	\$446,239.19	\$345,560.81	44%
00-10-5130	Acting Lieutenant	\$15,120.00	\$6,840.00	\$8,280.00	55%
00-10-5131	Field Training Officer	\$0.00	\$6,120.00	(\$6,120.00)	0%
00-10-5135	FLSA	\$20,000.00	\$22,946.44	(\$2,946.44)	(15%)
00-10-5144	Battalion Chief Shift Pay	\$0.00	\$86,100.00	(\$86,100.00)	0%
00-10-5145	EMT Differentials & Recertification	\$37,500.00	\$37,500.00	\$0.00	0%
00-10-5146	Mechanics On Call	\$14,440.00	\$8,328.52	\$6,111.48	42%
00-10-5155	Length of Service	\$0.00	\$320.00	(\$320.00)	0%
00-10-5165	Event	\$5,000.00	\$3,400.00	\$1,600.00	32%
00-10-5200	Payroll Tax Expense (Employer Paid Taxes)	\$483,009.00	\$253,502.90	\$229,506.10	48%
00-10-5205	PERS	\$1,179,279.00	\$820,115.00	\$359,164.00	30%
00-10-5210	Unemployment	\$12,500.00	\$11,695.69	\$804.31	6%
00-10-5215	Workers Compensation	\$278,585.00	\$267,928.79	\$10,656.21	4%
00-10-5220	Life Insurance	\$0.00	\$1,803.20	(\$1,803.20)	0%
00-10-5225	Medical Insurance	\$933,906.00	\$580,881.25	\$353,024.75	38%
00-10-5230	Disability Insurance	\$200,562.00	\$13,006.40	\$187,555.60	94%
00-10-5235	Employee Asst Program	\$1,669.00	\$4,000.00	(\$2,331.00)	(140%)
00-10-5245	HRA VEBA Contribution	\$164,000.00	\$95,998.67	\$68,001.33	41%

Columbia River Fire & Rescue

Budget to Actual Status Report

Unaudited - Management Use Only

		Original Budget	Actuals	Variance	% Budget Remaining
		07/01/2025 to 06/30/2026	07/01/2025 to 06/30/2026		
00-10-5250	Opt Out Medical Benefit	\$132,000.00	\$63,000.00	\$69,000.00	52%
00-10-5400	Sick Leave/Retirement Payout	\$100,000.00	\$0.00	\$100,000.00	100%
00-10-5405	Vacation Payout	\$50,000.00	\$2,794.70	\$47,205.30	94%
00-20-6001	Vehicle Maintenance Parts (CRFR)	\$130,000.00	\$82,426.43	\$47,573.57	37%
00-20-6002	Vehicle Maintenance Parts (Outside Work)	\$20,000.00	\$18,677.04	\$1,322.96	7%
00-20-6003	Apparatus Fuel & Lubricants	\$108,000.00	\$57,477.08	\$50,522.92	47%
00-20-6004	Building Services / Maint.	\$39,200.00	\$30,449.30	\$8,750.70	22%
00-20-6015	Utilities	\$150,000.00	\$82,679.29	\$67,320.71	45%
00-20-6019	Postage & Shipping	\$500.00	\$464.08	\$35.92	7%
00-20-6020	Administrative Fees	\$1,000.00	\$0.00	\$1,000.00	100%
00-20-6021	Office Supplies	\$5,000.00	\$1,847.17	\$3,152.83	63%
00-20-6022	Memberships / Subscriptions	\$40,000.00	\$24,723.60	\$15,276.40	38%
00-20-6023	Professional Licenses	\$10,500.00	\$9,097.29	\$1,402.71	13%
00-20-6024	Noncapital Furniture & Equip	\$3,000.00	\$1,235.00	\$1,765.00	59%
00-20-6025	Training / Education	\$50,000.00	\$6,891.07	\$43,108.93	86%
00-20-6026	Travel / Per Diem	\$10,600.00	\$690.72	\$9,909.28	93%
00-20-6027	IT Subscription Based Software	\$22,500.00	\$20,569.43	\$1,930.57	9%
00-20-6028	IT Services	\$106,000.00	\$52,896.83	\$53,103.17	50%
00-20-6029	IT Hardware	\$6,000.00	\$522.32	\$5,477.68	91%
00-20-6030	Personal Protective Equipment	\$61,000.00	\$19,523.84	\$41,476.16	68%
00-20-6031	Uniforms	\$35,000.00	\$19,740.79	\$15,259.21	44%
00-20-6034	Supplies	\$13,000.00	\$3,513.97	\$9,486.03	73%
00-20-6035	Bank Charges & Merchant Fees	\$5,000.00	\$4,487.58	\$512.42	10%
00-20-6041	Background Checks	\$5,000.00	\$7,413.10	(\$2,413.10)	(48%)
00-20-6042	Medical Physicals	\$42,000.00	\$6,514.00	\$35,486.00	84%
00-20-6045	Firefighting Equipment	\$20,000.00	\$24,425.68	(\$4,425.68)	(22%)
00-20-6049	Biohazard Disposal Fees	\$7,000.00	\$5,746.30	\$1,253.70	18%
00-20-6050	Medical Supplies & Pharmaceuticals	\$174,500.00	\$96,437.32	\$78,062.68	45%
00-20-6100	Radio Equipment	\$20,000.00	\$313.97	\$19,686.03	98%
00-20-6106	Professional Services	\$75,000.00	\$28,345.54	\$46,654.46	62%
00-20-6115	District Mapping/Address Signs	\$1,500.00	\$0.00	\$1,500.00	100%
00-20-6205	Fire Investigations	\$1,000.00	(\$260.00)	\$1,260.00	126%
00-20-6210	Public Education	\$5,000.00	\$41.99	\$4,958.01	99%
00-20-6900	Miscellaneous Expenses	\$1,000.00	\$1,230.49	(\$230.49)	(23%)
00-20-7005	Legal Services	\$190,000.00	\$18,741.80	\$171,258.20	90%
00-20-7035	Apparatus Testing	\$12,000.00	\$0.00	\$12,000.00	100%
00-30-7000	Contractual Svcs - Audit	\$25,000.00	\$24,000.00	\$1,000.00	4%
00-30-7010	Contractual Svcs - Service Contracts	\$125,000.00	\$111,637.98	\$13,362.02	11%
00-30-7030	Contractual Svcs- District Physician Advisor	\$35,000.00	\$18,830.70	\$16,169.30	46%
00-30-7045	Fairgrounds Lease	\$100.00	\$100.00	\$0.00	0%
00-30-7050	Contractual Svcs - Liability Insurance	\$150,000.00	\$156,237.00	(\$6,237.00)	(4%)
00-30-7060	Contractual Svcs - Civil Service	\$1,750.00	\$825.00	\$925.00	53%
00-30-7065	GEMT Fees & Match	\$65,000.00	\$76,419.16	(\$11,419.16)	(18%)
00-50-9000	Debt Service Principal	\$140,000.00	\$148,575.26	(\$8,575.26)	(6%)

Columbia River Fire & Rescue Budget to Actual Status Report

Unaudited - Management Use Only

		Original Budget	Actuals		
		07/01/2025 to 06/30/2026	07/01/2025 to 06/30/2026	Variance	% Budget Remaining
00-50-9005	Debt Service Interest	\$50,000.00	\$46,301.00	\$3,699.00	7%
00-50-9500	Contingency Funds	\$500,000.00	\$0.00	\$500,000.00	100%
00-50-9510	Unappropriated Ending Fund Balance	\$2,327,662.00	\$0.00	\$2,327,662.00	100%
00-50-9999	Transfer Out	\$35,000.00	\$0.00	\$35,000.00	100%
Total Expenses		\$13,793,995.00	\$6,190,864.20	\$7,603,130.80	55%
 NET SURPLUS/(DEFICIT)		 \$0.00	 \$3,971,277.59	 (\$3,971,277.59)	 0%

Columbia River Fire & Rescue

Budget to Actual Status Report

Unaudited - Management Use Only

		Original Budget	Actuals		
		07/01/2025 to 06/30/2026	07/01/2025 to 06/30/2026	Variance	% Budget Remaining
08 - Grants Fund (Special Revenue)					
Revenues					
08-00-4030	Donations & Grants-Special Revenue	\$15,000.00	\$50.00	\$14,950.00	(100%)
Total Revenues		\$15,000.00	\$50.00	\$14,950.00	(100%)
Expenses					
08-20-6025	Training & Travel	\$15,000.00	\$0.00	\$15,000.00	100%
Total Expenses		\$15,000.00	\$0.00	\$15,000.00	100%
NET SURPLUS/(DEFICIT)		\$0.00	\$50.00	(\$50.00)	0%

Columbia River Fire & Rescue

Budget to Actual Status Report

Unaudited - Management Use Only

		Original Budget	Actuals	Variance	% Budget Remaining
		07/01/2025 to 06/30/2026	07/01/2025 to 06/30/2026		
10 - Capital Fund					
Revenues					
10-00-4000	BUDGETED - Beginning Fund Balance	\$420,000.00	\$0.00	\$420,000.00	(100%)
10-00-4020	Interest Earned	\$5,000.00	\$0.00	\$5,000.00	(100%)
10-00-4999	Transfers In	\$35,000.00	\$0.00	\$35,000.00	(100%)
Total Revenues		\$460,000.00	\$0.00	\$460,000.00	(100%)
Expenses					
10-40-8005	Capital Outlay - Building Improvements	\$62,690.00	\$60,052.64	\$2,637.36	4%
10-40-8010	Capital Outlay - Equipment	\$88,500.00	\$0.00	\$88,500.00	100%
10-40-8015	Capital Outlay - Apparatus	\$300,000.00	\$407,436.00	(\$107,436.00)	(36%)
10-50-9505	Reserved for Future Expenditures	\$8,810.00	\$0.00	\$8,810.00	100%
Total Expenses		\$460,000.00	\$467,488.64	(\$7,488.64)	(2%)
NET SURPLUS/(DEFICIT)		\$0.00	(\$467,488.64)	\$467,488.64	0%



P.O. BOX 94033, PALATINE, IL 60094-4033
Return Service Requested

000351

How to reach us

bmo.com/contact
888-340-2265



COLUMBIA RIVER FIRE AND RESCUE
270 COLUMBIA BLVD
ST HELENS OR 97051-2022

Date
March 01, 2026 through
March 31, 2026
Primary Account Number
152005765

EFFECTIVE 5/4/2026: (1) IN THE HANDBOOK, ALL REFERENCES TO "BRANCH" WILL CHANGE TO "FINANCIAL CENTER". "FINANCIAL CENTER" EXCLUDES MOBILE BANKING OFFICES WHERE NOTED.

(2) THE DEPOSIT ACCOUNT AGREEMENT WILL BE AMENDED TO REFLECT CHANGES: * SECTION 7.A DEPOSITS: WE NO LONGER ACCEPT NIGHT DEPOSITORY DEPOSITS FOR CONSUMER ACCOUNTS. * SECTION 7.Q CUSTOMER COMMUNICATIONS: WE ARE AUTHORIZED TO CONTACT YOU AT ANY EMAIL ADDRESS, PHONE NUMBER, OR ADDRESS WE RECEIVE FROM A THIRD PARTY. * SECTION 8 FUNDS AVAILABILITY POLICY FOR DEPOSIT ACCOUNTS: UNDER "LONGER DELAYS MAY APPLY", WE WILL SEND YOU THE NOTICE BY MAIL AND/OR ELECTRONICALLY (IF PERMITTED). UNDER "SPECIAL RULES FOR NEW CHECKING ACCOUNTS", REFERENCE TO FUNDS BEING AVAILABLE "ON" OR "UNTIL" THE 9TH BUSINESS DAY IS CHANGED TO "NO LATER THAN" THE 9TH BUSINESS DAY.

YOUR CONTINUED USE OF THIS ACCOUNT AS OF 5/4/2026 CONFIRMS YOUR AGREEMENT TO THESE CHANGES. IF YOU HAVE QUESTIONS ABOUT ANY OF YOUR BMO ACCOUNTS, PLEASE CALL US TOLL-FREE AT 1-888-340-2265. BMO BANK N.A. MEMBER FDIC EQUAL HOUSING LENDER. NMLS 401052 VISIT US ONLINE AT WWW.BMO.COM

Statement Summary

ACCOUNT DESCRIPTION	ACCOUNT NUMBER	BALANCE (AS OF MARCH 31, 2026)
PUBLIC FUNDS CHECKING	152005765	\$559,390.23

FOR YOUR PROTECTION

Examine this statement promptly. Any discrepancy must be reported within 30 days. Consumer customers: A discrepancy regarding a consumer electronic transfer, consumer card transaction, and consumer overdraft credit line account must be reported within 60 days.

CONTINUED ON NEXT PAGE



NMLS 401052



Account Summary - PUBLIC FUNDS CHECKING #152005765

BEGINNING BALANCE AS OF FEBRUARY 28, 2026	NUMBER OF DEPOSITS	DEPOSIT AMOUNT	NUMBER OF WITHDRAWALS	WITHDRAWAL AMOUNT	SERVICE CHARGES	ENDING BALANCE AS OF MARCH 31, 2026
\$359,078.83	98	\$1,112,347.53	104	\$912,036.13	\$0.00	\$559,390.23

Monthly Activity Details

Date	Transaction description	Withdrawal	Deposit	Balance
	BEGINNING BALANCE			\$359,078.83
Mar 02	EDI/EFT CCD+ CREDIT		\$322.30	
	CCD CIGNA EDGE TRANS HCCLAIMPMT			
Mar 02	EDI/EFT CCD+ CREDIT		\$499.78	
	CCD UnitedHealthcare HCCLAIMPMT			
Mar 02	EDI/EFT CCD+ CREDIT		\$516.23	
	CCD Optum HCCLAIMPMT			
Mar 02	EDI/EFT CCD+ CREDIT		\$546.59	
	CCD DEVOTED HEALTH P HCCLAIMPMT			
Mar 02	EDI/EFT CCD+ CREDIT		\$752.31	
	CCD Regence BCBCO HCCLAIMPMT			
Mar 02	EDI/EFT CTX CREDIT		\$2,163.30	
	CTX 36 TREAS 310 MISC PAY			
Mar 02	ACH DEBIT	(\$69.99)		
	CCD MERCHANT SERVICE MERCH FEE			
Mar 02	ACH DEBIT	(\$198.72)		
	CCD AFLAC COLUMBUS ACHPMT			
Mar 02	ACH DEBIT	(\$280.89)		
	CCD MERCHANT SERVICE MERCH FEE			
Mar 02	ACH DEBIT	(\$1,450.00)		
	PPD Penserv Plan Ser PenServ PI			
Mar 02	ACH DEBIT	(\$10,639.02)		
	PPD NATIONWIDE PAYMENTS			
Mar 02	ACH DEBIT	(\$12,333.17)		\$338,907.55
	CCD HRA VEBA WITHDRAWAL			
Mar 03	EDI/EFT CCD+ CREDIT		\$253.60	
	CCD CNS TREAS 310 MISC PAY			
Mar 03	EDI/EFT CCD+ CREDIT		\$298.56	
	CCD MERCHANT SERVICE MERCH DEP			
Mar 03	ACH DEPOSIT		\$551.70	
	CCD COLUMBIARIVERFR MERC DEP			
Mar 03	EDI/EFT CCD+ CREDIT		\$1,326.07	
	CCD OR DHS HP MMIS HCCLAIMPMT			
Mar 03	EDI/EFT CCD+ CREDIT		\$2,867.89	
	CCD NORIDIAN WAORAK HCCLAIMPMT			
Mar 03	Check 75887	(\$135.00)		\$344,070.37
Mar 04	EDI/EFT CCD+ CREDIT		\$51.48	
	CCD MERCHANT SERVICE MERCH DEP			
Mar 04	ACH DEPOSIT		\$63.00	

CONTINUED ON NEXT PAGE



• Monthly Activity Details (cont'd)

Date	Transaction description	Withdrawal	Deposit	Balance
Mar 04	CCD PNP BILLPAYMENT 022726SETT EDI/EFT CCD+ CREDIT		\$443.86	
Mar 04	CCD DEVOTED HEALTH P HCCLAIMPMT ACH DEPOSIT		\$1,371.89	
Mar 04	CCD iStream 4920003 EDI/EFT CCD+ CREDIT		\$1,861.34	
Mar 04	CCD AETNA AS01 HCCLAIMPMT ACH DEBIT	(\$10.00)		
Mar 04	CCD iStream 4920003 ACH DEBIT	(\$1,041.54)		\$346,810.40
Mar 05	CCD CLATSKANIE PUD PUD PAYMNT EDI/EFT CCD+ CREDIT		\$226.74	
Mar 05	CCD UNITEDHEALTHCARE HCCLAIMPMT EDI/EFT CCD+ CREDIT		\$1,283.60	
Mar 05	CCD NORIDIAN WAORAK HCCLAIMPMT EDI/EFT CCD+ CREDIT		\$1,497.16	
Mar 05	CCD UnitedHealthcare HCCLAIMPMT ACH DEPOSIT		\$1,838.35	
Mar 05	CCD COLUMBIARIVERFR MERC DEP ACH DEBIT	(\$50.85)		
Mar 05	CCD COLUMBIARIVERFR ELEC DEBIT ACH DEBIT	(\$107.44)		
Mar 05	CCD COLUMBIA RIVER P ACH ITEM ACH DEBIT	(\$147.40)		
Mar 05	CCD COLUMBIA RIVER P ACH ITEM ACH DEBIT	(\$210.37)		
Mar 05	CCD COLUMBIA RIVER P ACH ITEM ACH DEBIT	(\$226.17)		
Mar 05	CCD COLUMBIA RIVER P ACH ITEM ACH DEBIT	(\$282.37)		
Mar 05	CCD COLUMBIA RIVER P ACH ITEM ACH DEBIT	(\$295.23)		
Mar 05	CCD COLUMBIA RIVER P ACH ITEM ACH DEBIT	(\$316.43)		
Mar 05	CCD COLUMBIA RIVER P ACH ITEM ACH DEBIT	(\$627.45)		
Mar 05	CCD COLUMBIA RIVER P ACH ITEM ACH DEBIT	(\$651.58)		
Mar 05	CCD COLUMBIA RIVER P ACH ITEM ACH DEBIT	(\$3,152.49)		\$345,588.47
Mar 06	PPD ATT PAYMENT EDI/EFT CCD+ CREDIT		\$162.23	
Mar 06	CCD MERCHANT SERVICE MERCH DEP EDI/EFT CCD+ CREDIT		\$275.77	
Mar 06	CCD WPS-TMEP CONTRAC HCCLAIMPMT EDI/EFT CCD+ CREDIT		\$4,208.05	\$350,234.52
Mar 09	CCD NORIDIAN WAORAK HCCLAIMPMT ACH DEPOSIT		\$50.85	

CONTINUED ON NEXT PAGE



• **Monthly Activity Details (cont'd)**

Date	Transaction description	Withdrawal	Deposit	Balance
Mar 09	CCD COLUMBIARIVERFR MERC DEP EDI/EFT CCD+ CREDIT		\$4,119.34	
Mar 09	CCD Regence BCBCO HCCLAIMPMT ACH DEBIT	(\$1,051.39)		\$353,353.32
Mar 10	CCD COMCAST CABLE EDI/EFT CCD+ CREDIT		\$25.74	
Mar 10	CCD MERCHANT SERVICE MERCH DEP ACH DEPOSIT		\$100.85	
Mar 10	CCD COLUMBIARIVERFR MERC DEP EDI/EFT CCD+ CREDIT		\$498.86	
Mar 10	CCD Optum HCCLAIMPMT EDI/EFT CCD+ CREDIT		\$3,121.47	
Mar 10	CCD ODS Health Plan HCCLAIMPMT EDI/EFT CCD+ CREDIT		\$8,689.19	
Mar 10	CCD NORIDIAN WAORAK HCCLAIMPMT ACH DEBIT	(\$316.43)		
Mar 10	PPD NORTHWEST NATURA BILLPAY ACH DEBIT	(\$541.74)		
Mar 10	PPD NORTHWEST NATURA BILLPAY ACH DEBIT	(\$606.01)		
Mar 10	PPD NORTHWEST NATURA BILLPAY ACH DEBIT	(\$620.11)		
Mar 10	PPD NORTHWEST NATURA BILLPAY ACH DEBIT	(\$878.33)		\$362,826.81
Mar 11	PPD NORTHWEST NATURA BILLPAY ACH DEPOSIT		\$63.00	
Mar 11	CCD PNP BILLPAYMENT 030626SETT EDI/EFT CCD+ CREDIT		\$391.10	
Mar 11	CCD DEVOTED HEALTH P HCCLAIMPMT ACH DEPOSIT		\$2,381.79	
Mar 11	CCD iStream 4920003 EDI/EFT CCD+ CREDIT		\$9,569.36	\$375,232.06
Mar 12	CCD NORIDIAN WAORAK HCCLAIMPMT EDI/EFT CCD+ CREDIT		\$25.74	
Mar 12	CCD MERCHANT SERVICE MERCH DEP EDI/EFT CCD+ CREDIT		\$140.00	
Mar 12	CCD MERCHANT SERVICE MERCH DEP ACH DEBIT	(\$123.38)		
Mar 12	WEB ST HELENS OR DEBITS ACH DEBIT	(\$413.49)		
Mar 12	WEB ST HELENS OR DEBITS ACH DEBIT	(\$571.02)		
Mar 12	WEB GOTO COMMUNICATI PURCHASE ACH DEBIT	(\$791.22)		
Mar 12	WEB ST HELENS OR DEBITS ACH DEBIT	(\$23,937.72)		
Mar 12	CCD EMPLOYER CONTRB PERS CNTRB ACH DEBIT	(\$106,048.89)		

CONTINUED ON NEXT PAGE



• **Monthly Activity Details (cont'd)**

Date	Transaction description	Withdrawal	Deposit	Balance
Mar 12	CCD EMPLOYER CONTRB PERS CNTRB Check 75964	(\$257,436.00)		(\$13,923.92)
Mar 13	EDI/EFT CCD+ CREDIT		\$128.69	
Mar 13	CCD MERCHANT SERVICE MERCH DEP EDI/EFT CCD+ CREDIT		\$165.97	
Mar 13	CCD WPS-TMEP CONTRAC HCCLAIMPMT EDI/EFT CCD+ CREDIT		\$506.36	
Mar 13	CCD DEVOTED HEALTH P HCCLAIMPMT EDI/EFT CCD+ CREDIT		\$826.65	
Mar 13	CCD UnitedHealthcare HCCLAIMPMT EDI/EFT CCD+ CREDIT		\$1,503.06	
Mar 13	CCD DEPT OF FORESTRY PAYMENT EDI/EFT CCD+ CREDIT		\$1,934.88	
Mar 13	CCD AETNA AS01 HCCLAIMPMT EDI/EFT CCD+ CREDIT		\$3,783.74	
Mar 13	CCD NORIDIAN WAORAK HCCLAIMPMT RETURNED CHECK NSF 75964		\$257,436.00	
Mar 13	EDI/EFT CCD+ CREDIT		\$400,000.00	
Mar 13	CCD OREGON ST TREAS LGIP ACH ACH DEBIT	(\$30.89)		
Mar 13	WEB WASTE CONNECTION WEB_PAY ACH DEBIT	(\$64.61)		
Mar 13	WEB WASTE CONNECTION WEB_PAY ACH DEBIT	(\$73.90)		
Mar 13	WEB WASTE CONNECTION WEB_PAY ACH DEBIT	(\$91.30)		
Mar 13	WEB WASTE CONNECTION WEB_PAY ACH DEBIT	(\$168.70)		
Mar 13	WEB WASTE CONNECTION WEB_PAY ACH DEBIT	(\$186.90)		
Mar 13	WEB WASTE CONNECTION WEB_PAY ACH DEBIT	(\$246.10)		
Mar 13	WEB WASTE CONNECTION WEB_PAY ACH DEBIT	(\$438.03)		
Mar 13	PPD COMCAST-XFINITY CABLE SVCS ACH DEBIT	(\$539.84)		\$650,521.16
Mar 16	CCD CINTASCORPORATIO 67EAA77A3D EDI/EFT CCD+ CREDIT		\$51.48	
Mar 16	CCD MERCHANT SERVICE MERCH DEP EDI/EFT CCD+ CREDIT		\$219.28	
Mar 16	CCD MERCHANT SERVICE MERCH DEP EDI/EFT CCD+ CREDIT		\$525.39	
Mar 16	CCD UnitedHealthcare HCCLAIMPMT EDI/EFT CCD+ CREDIT		\$1,718.78	
Mar 16	CCD Regence BCBCO HCCLAIMPMT EDI/EFT CCD+ CREDIT		\$1,784.33	
Mar 16	CCD Regence BCBCO HCCLAIMPMT ACH DEBIT	(\$284.90)		

CONTINUED ON NEXT PAGE



• **Monthly Activity Details (cont'd)**

Date	Transaction description	Withdrawal	Deposit	Balance
	CCD BENEFITHELP SOLU CLAIM FUND			
Mar 16	Check 75937	(\$86.00)		
Mar 16	Check 75942	(\$2,905.25)		
Mar 16	Check 75943	(\$3,645.00)		
Mar 16	Check 75946	(\$438.01)		
Mar 16	Check 75951	(\$69,635.02)		
Mar 16	Check 75953	(\$1,010.00)		
Mar 16	Check 75959	(\$911.00)		
Mar 16	Check 75962	(\$665.00)		
Mar 16	Check 75964	(\$257,436.00)		\$317,804.24
Mar 17	ACH DEPOSIT		\$63.00	
	CCD PNP BILLPAYMENT 031226SETT			
Mar 17	EDI/EFT CCD+ CREDIT		\$383.80	
	CCD OR DHS HP MMIS HCCLAIMPMT			
Mar 17	EDI/EFT CCD+ CREDIT		\$927.89	
	CCD ODS Health Plan HCCLAIMPMT			
Mar 17	EDI/EFT CCD+ CREDIT		\$1,420.99	
	CCD UnitedHealthcare HCCLAIMPMT			
Mar 17	ACH DEBIT	(\$67.20)		
	CCD BENEFITHELP SOLU DEBCARCTX			
Mar 17	ACH DEBIT	(\$90.00)		
	CCD BENEFITHELP SOLU EMPL FEE			
Mar 17	Check 75922	(\$767.76)		
Mar 17	Check 75924	(\$919.93)		
Mar 17	Check 75925	(\$560.09)		
Mar 17	Check 75927	(\$5,349.71)		
Mar 17	Check 75929	(\$600.00)		
Mar 17	Check 75930	(\$230.83)		
Mar 17	Check 75936	(\$900.14)		
Mar 17	Check 75941	(\$8,595.16)		
Mar 17	Check 75944	(\$2,596.50)		
Mar 17	Check 75945	(\$809.68)		
Mar 17	Check 75954	(\$69,866.25)		
Mar 17	Check 75955	(\$1,814.81)		
Mar 17	Check 75957	(\$448.94)		
Mar 17	Check 75960	(\$6,392.68)		
Mar 17	Check 75963	(\$561.09)		
Mar 17	Check 75966	(\$3,923.03)		\$216,106.12
Mar 18	ACH DEPOSIT		\$63.00	
	CCD PNP BILLPAYMENT 031326SETT			
Mar 18	ACH DEPOSIT		\$114.00	
	PPD MCNULTY WATER REVERSAL			
Mar 18	ACH DEPOSIT		\$195.00	
	CCD iStream 4920003			
Mar 18	EDI/EFT CCD+ CREDIT		\$396.85	
	CCD WPS-TMEP CONTRAC HCCLAIMPMT			
Mar 18	EDI/EFT CCD+ CREDIT		\$1,953.60	
	CCD UnitedHealthcare HCCLAIMPMT			

CONTINUED ON NEXT PAGE



• **Monthly Activity Details (cont'd)**

Date	Transaction description	Withdrawal	Deposit	Balance
Mar 18	ACH DEPOSIT CCD iStream 4920003		\$28,171.32	
Mar 18	ACH DEBIT PPD MCNULTY WATER UMS BILL	(\$114.00)		
Mar 18	Check 75921	(\$1,200.00)		
Mar 18	Check 75931	(\$370.34)		
Mar 18	Check 75934	(\$265.00)		
Mar 18	Check 75939	(\$103.00)		
Mar 18	Check 75940	(\$44.39)		
Mar 18	Check 75949	(\$277.26)		
Mar 18	Check 75958	(\$724.45)		
Mar 18	Check 75965	(\$850.00)		\$243,051.45
Mar 19	EDI/EFT CCD+ CREDIT CCD AARP Supplementa HCCLAIMPMT		\$155.57	
Mar 19	EDI/EFT CCD+ CREDIT CCD MERCHANT SERVICE MERCH DEP		\$257.38	
Mar 19	EDI/EFT CCD+ CREDIT CCD UnitedHealthcare HCCLAIMPMT		\$477.84	
Mar 19	ACH DEBIT PPD MCNULTY WATER UMS BILL	(\$38.00)		
Mar 19	ACH DEBIT CCD iStream 4920003	(\$335.00)		
Mar 19	ACH DEBIT CCD U.S. BANK PAYMENT	(\$3,000.00)		
Mar 19	Check 75923	(\$1,680.00)		
Mar 19	Check 75928	(\$440.00)		
Mar 19	Check 75932	(\$100.00)		
Mar 19	Check 75947	(\$1,028.00)		\$237,321.24
Mar 20	EDI/EFT CCD+ CREDIT CCD MERCHANT SERVICE MERCH DEP		\$25.74	
Mar 20	EDI/EFT CCD+ CREDIT CCD NORIDIAN WAORAK HCCLAIMPMT		\$5,512.12	
Mar 20	EDI/EFT CCD+ CREDIT CCD HEALTH SHARE ACH ITEM		\$13,656.00	
Mar 20	EDI/EFT CCD+ CREDIT CCD COLUMBIA PACIFIC ACH ITEM		\$169,660.00	
Mar 20	ACH DEBIT CCD BENEFITHELP SOLU DEBCARDTX	(\$800.00)		
Mar 20	Check 75920	(\$53.33)		
Mar 20	Check 75938	(\$2,898.19)		
Mar 20	Check 75948	(\$125.00)		
Mar 20	Check 75950	(\$884.90)		
Mar 20	Check 75956	(\$4,718.62)		\$416,695.06
Mar 23	EDI/EFT CCD+ CREDIT CCD FEHB Oregon HCCLAIMPMT		\$156.83	
Mar 23	EDI/EFT CCD+ CREDIT CCD DEVOTED HEALTH P HCCLAIMPMT		\$412.01	
Mar 23	EDI/EFT CCD+ CREDIT		\$477.36	

CONTINUED ON NEXT PAGE



• **Monthly Activity Details (cont'd)**

Date	Transaction description	Withdrawal	Deposit	Balance
Mar 23	CCD DEVOTED HEALTH P HCCLAIMPMT EDI/EFT CCD+ CREDIT		\$5,826.85	
Mar 23	CCD Regence BCBCO HCCLAIMPMT ACH DEBIT	(\$226.22)		
Mar 23	TEL CANON PAYMENT			
Mar 23	Check 75926	(\$1,036.00)		
Mar 23	Check 75935	(\$375.00)		
Mar 23	Check 75952	(\$400.00)		
Mar 23	Check 75961	(\$936.89)		
Mar 23	ACCT ANALYSIS SERV CHG	(\$186.34)		\$420,407.66
Mar 24	EDI/EFT CCD+ CREDIT		\$337.38	
Mar 24	CCD MERCHANT SERVICE MERCH DEP EDI/EFT CCD+ CREDIT		\$405.40	
Mar 24	CCD OR DHS HP MMIS HCCLAIMPMT EDI/EFT CCD+ CREDIT		\$638.15	
Mar 24	CCD NORIDIAN WAORAK HCCLAIMPMT EDI/EFT CCD+ CREDIT		\$5,071.98	
Mar 24	CCD ODS Health Plan HCCLAIMPMT ACH DEBIT	(\$2.00)		\$426,858.57
Mar 25	CCD BENEFITHELP SOLU DEBCARCTX EDI/EFT CCD+ CREDIT		\$25.74	
Mar 25	CCD MERCHANT SERVICE MERCH DEP ACH DEPOSIT		\$65.00	
Mar 25	CCD iStream 4920003 ACH DEPOSIT		\$126.00	
Mar 25	CCD PNP BILLPAYMENT 032226SETT EDI/EFT CCD+ CREDIT		\$164.85	
Mar 25	CCD WPS-TMEP CONTRAC HCCLAIMPMT ACH DEPOSIT		\$195.00	
Mar 25	CCD iStream 4920003 EDI/EFT CCD+ CREDIT		\$491.67	
Mar 25	CCD DEVOTED HEALTH P HCCLAIMPMT EDI/EFT CCD+ CREDIT		\$500.00	
Mar 25	CCD MERCHANT SERVICE MERCH DEP EDI/EFT CCD+ CREDIT		\$899.69	
Mar 25	CCD UnitedHealthcare HCCLAIMPMT ACH DEPOSIT		\$26,417.51	\$455,744.03
Mar 26	CCD iStream 4920003 EDI/EFT CCD+ CREDIT		\$323.34	
Mar 26	CCD AETNA AS01 HCCLAIMPMT EDI/EFT CCD+ CREDIT		\$335.00	
Mar 26	CCD WPS-TMEP CONTRAC HCCLAIMPMT EDI/EFT CCD+ CREDIT		\$341.21	\$456,743.58
Mar 27	CCD AARP Supplementa HCCLAIMPMT EDI/EFT CCD+ CREDIT		\$3,112.44	
Mar 27	CCD NORIDIAN WAORAK HCCLAIMPMT ACH DEBIT	(\$916.43)		
	WEB NEW HORIZONS COM PURCHASE			

CONTINUED ON NEXT PAGE



• **Monthly Activity Details (cont'd)**

Date	Transaction description	Withdrawal	Deposit	Balance
Mar 27	Check 75918	(\$7,988.30)		\$450,951.29
Mar 30	EDI/EFT CCD+ CREDIT CCD NORIDIAN WAORAK HCCLAIMPMT		\$621.32	
Mar 30	EDI/EFT CCD+ CREDIT CCD Regence BCBCO HCCLAIMPMT		\$1,207.45	\$452,780.06
Mar 31	EDI/EFT CCD+ CREDIT CCD WPS-TMEP CONTRAC HCCLAIMPMT		\$79.81	
Mar 31	EDI/EFT CCD+ CREDIT CCD MERCHANT SERVICE MERCH DEP		\$240.00	
Mar 31	ACH DEPOSIT CCD COLUMBIARIVERFR MERC DEP		\$500.85	
Mar 31	EDI/EFT CCD+ CREDIT CCD AETNA AS01 HCCLAIMPMT		\$603.45	
Mar 31	EDI/EFT CCD+ CREDIT CCD OR DHS HP MMIS HCCLAIMPMT		\$955.25	
Mar 31	EDI/EFT CCD+ CREDIT CCD NORIDIAN WAORAK HCCLAIMPMT		\$3,491.93	
Mar 31	TELLER DEPOSIT		\$11,746.26	
Mar 31	TELLER DEPOSIT		\$100,000.00	
Mar 31	ACH DEBIT CCD BENEFITHELP SOLU DEBCARDTX	(\$1.91)		
Mar 31	ACH DEBIT CCD BENEFITHELP SOLU DEBCARDTX	(\$617.46)		
Mar 31	ACH DEBIT PPD NATIONWIDE PAYMENTS	(\$10,388.01)		\$559,390.23
	ENDING BALANCE			\$559,390.23

• **Checks in Serial Number Order**

Date	Serial Number	Amount	Date	Serial Number	Amount
Mar 03	75887	\$135.00	Mar 17	75944	\$2,596.50
Mar 27	75918 *	\$7,988.30	Mar 17	75945	\$809.68
Mar 20	75920 *	\$53.33	Mar 16	75946	\$438.01
Mar 18	75921	\$1,200.00	Mar 19	75947	\$1,028.00
Mar 17	75922	\$767.76	Mar 20	75948	\$125.00
Mar 19	75923	\$1,680.00	Mar 18	75949	\$277.26
Mar 17	75924	\$919.93	Mar 20	75950	\$884.90
Mar 17	75925	\$560.09	Mar 16	75951	\$69,635.02
Mar 23	75926	\$1,036.00	Mar 23	75952	\$400.00
Mar 17	75927	\$5,349.71	Mar 16	75953	\$1,010.00
Mar 19	75928	\$440.00	Mar 17	75954	\$69,866.25
Mar 17	75929	\$600.00	Mar 17	75955	\$1,814.81
Mar 17	75930	\$230.83	Mar 20	75956	\$4,718.62
Mar 18	75931	\$370.34	Mar 17	75957	\$448.94
Mar 19	75932	\$100.00	Mar 18	75958	\$724.45
Mar 18	75934 *	\$265.00	Mar 16	75959	\$911.00
Mar 23	75935	\$375.00	Mar 17	75960	\$6,392.68
Mar 17	75936	\$900.14	Mar 23	75961	\$936.89
Mar 16	75937	\$86.00	Mar 16	75962	\$665.00
Mar 20	75938	\$2,898.19	Mar 17	75963	\$561.09
Mar 18	75939	\$103.00	Mar 12	75964	\$257,436.00
Mar 18	75940	\$44.39	Mar 13	75964	\$257,436.00
Mar 17	75941	\$8,595.16	Mar 16	75964	\$257,436.00
Mar 16	75942	\$2,905.25	Mar 18	75965	\$850.00

CONTINUED ON NEXT PAGE



• **Checks in Serial Number Order (cont'd)**

Date	Serial Number	Amount	Date	Serial Number	Amount
Mar 16	75943	\$3,645.00	Mar 17	75966	\$3,923.03

* Indicates a skip in sequence

Columbia River Fire & Rescue

Bank Check Register Report - General Checking

Transaction Number	Source	Transaction Type	Transaction Date	Reference	Deposits	Payments	Total	Post Date	Status
75920	Accounts Payable	Computer Check	03/12/2026	Ace Hardware	\$0.00	\$53.33	(\$53.33)	03/12/2026	Outstanding
75921	Accounts Payable	Computer Check	03/12/2026	Active 911 Inc	\$0.00	\$1,200.00	(\$1,253.33)	03/12/2026	Outstanding
75922	Accounts Payable	Computer Check	03/12/2026	Airgas Nor Pac	\$0.00	\$767.76	(\$2,021.09)	03/12/2026	Outstanding
75923	Accounts Payable	Computer Check	03/12/2026	Aloha Overhead Door	\$0.00	\$1,680.00	(\$3,701.09)	03/12/2026	Outstanding
75924	Accounts Payable	Computer Check	03/12/2026	Amazon Capital Services	\$0.00	\$919.93	(\$4,621.02)	03/12/2026	Outstanding
75925	Accounts Payable	Computer Check	03/12/2026	Care OR	\$0.00	\$560.09	(\$5,181.11)	03/12/2026	Outstanding
75926	Accounts Payable	Computer Check	03/12/2026	Carroll Consulting, LLC	\$0.00	\$1,036.00	(\$6,217.11)	03/12/2026	Outstanding
75927	Accounts Payable	Computer Check	03/12/2026	Centerlogic Inc	\$0.00	\$5,349.71	(\$11,566.82)	03/12/2026	Outstanding
75928	Accounts Payable	Computer Check	03/12/2026	Columbia River Auto Glass	\$0.00	\$440.00	(\$12,006.82)	03/12/2026	Outstanding
75929	Accounts Payable	Computer Check	03/12/2026	Timothy Hennigan	\$0.00	\$600.00	(\$12,606.82)	03/12/2026	Outstanding
75930	Accounts Payable	Computer Check	03/12/2026	Dahlgren's Do It Best Building St	\$0.00	\$230.83	(\$12,837.65)	03/12/2026	Outstanding
75931	Accounts Payable	Computer Check	03/12/2026	David Bair	\$0.00	\$370.34	(\$13,207.99)	03/12/2026	Outstanding
75932	Accounts Payable	Computer Check	03/12/2026	Dennis Brown	\$0.00	\$100.00	(\$13,307.99)	03/12/2026	Outstanding
75933	Accounts Payable	Computer Check	03/12/2026	Dustin King	\$0.00	\$550.00	(\$13,857.99)	03/12/2026	Outstanding
75934	Accounts Payable	Computer Check	03/12/2026	EMS Technology Solutions LLC	\$0.00	\$265.00	(\$14,122.99)	03/12/2026	Outstanding
75935	Accounts Payable	Computer Check	03/12/2026	Felton's Heating & Cooling, Inc	\$0.00	\$375.00	(\$14,497.99)	03/12/2026	Outstanding
75936	Accounts Payable	Computer Check	03/12/2026	Ferrellgas	\$0.00	\$900.14	(\$15,398.13)	03/12/2026	Outstanding
75937	Accounts Payable	Computer Check	03/12/2026	Hughes Fire Equipment, Inc	\$0.00	\$86.00	(\$15,484.13)	03/12/2026	Outstanding
75938	Accounts Payable	Computer Check	03/12/2026	ImageTrend	\$0.00	\$2,898.19	(\$18,382.32)	03/12/2026	Outstanding
75939	Accounts Payable	Computer Check	03/12/2026	International Association of Arso	\$0.00	\$103.00	(\$18,485.32)	03/12/2026	Outstanding
75940	Accounts Payable	Computer Check	03/12/2026	Kaiser Permanente	\$0.00	\$44.39	(\$18,529.71)	03/12/2026	Outstanding
75941	Accounts Payable	Computer Check	03/12/2026	Life-Assist	\$0.00	\$8,595.16	(\$27,124.87)	03/12/2026	Outstanding
75942	Accounts Payable	Computer Check	03/12/2026	LN Curtis & Sons	\$0.00	\$2,905.25	(\$30,030.12)	03/12/2026	Outstanding
75943	Accounts Payable	Computer Check	03/12/2026	Michael V. Tom, J.D.	\$0.00	\$3,645.00	(\$33,675.12)	03/12/2026	Outstanding
75944	Accounts Payable	Computer Check	03/12/2026	Miller Nash LLP	\$0.00	\$2,596.50	(\$36,271.62)	03/12/2026	Outstanding
75945	Accounts Payable	Computer Check	03/12/2026	North Coast Electric	\$0.00	\$809.68	(\$37,081.30)	03/12/2026	Outstanding
75946	Accounts Payable	Computer Check	03/12/2026	NW Safety Clean	\$0.00	\$438.01	(\$37,519.31)	03/12/2026	Outstanding
75947	Accounts Payable	Computer Check	03/12/2026	Oregon Occupational Medicine	\$0.00	\$1,028.00	(\$38,547.31)	03/12/2026	Outstanding
75948	Accounts Payable	Computer Check	03/12/2026	Orkin	\$0.00	\$125.00	(\$38,672.31)	03/12/2026	Outstanding
75949	Accounts Payable	Computer Check	03/12/2026	QUADIENT FINANCE USA, INC.	\$0.00	\$277.26	(\$38,949.57)	03/12/2026	Outstanding
75950	Accounts Payable	Computer Check	03/12/2026	Safeguard Fire Extinguisher Servi	\$0.00	\$884.90	(\$39,834.47)	03/12/2026	Outstanding
75951	Accounts Payable	Computer Check	03/12/2026	SAIF	\$0.00	\$69,635.02	(\$109,469.49)	03/12/2026	Outstanding
75952	Accounts Payable	Computer Check	03/12/2026	Secretary of State	\$0.00	\$400.00	(\$109,869.49)	03/12/2026	Outstanding
75953	Accounts Payable	Computer Check	03/12/2026	Special Districts Insurance Servic	\$0.00	\$1,010.00	(\$110,879.49)	03/12/2026	Outstanding
75954	Accounts Payable	Computer Check	03/12/2026	Special Districts Insurance Servic	\$0.00	\$69,866.25	(\$180,745.74)	03/12/2026	Outstanding
75955	Accounts Payable	Computer Check	03/12/2026	Standard Insurance	\$0.00	\$1,814.81	(\$182,560.55)	03/12/2026	Outstanding
75956	Accounts Payable	Computer Check	03/12/2026	Standard Insurance	\$0.00	\$4,718.62	(\$187,279.17)	03/12/2026	Outstanding

Columbia River Fire & Rescue

Bank Check Register Report - General Checking

Transaction Number	Source	Transaction Type	Transaction Date	Reference	Deposits	Payments	Total	Post Date	Status
75957	Accounts Payable	Computer Check	03/12/2026	Stericycle, Inc	\$0.00	\$448.94	(\$187,728.11)	03/12/2026	Outstanding
75958	Accounts Payable	Computer Check	03/12/2026	Stryker Medical	\$0.00	\$724.45	(\$188,452.56)	03/12/2026	Outstanding
75959	Accounts Payable	Computer Check	03/12/2026	Sunset Auto Parts, Inc	\$0.00	\$911.00	(\$189,363.56)	03/12/2026	Outstanding
75960	Accounts Payable	Computer Check	03/12/2026	Systems Design West, LLC	\$0.00	\$6,392.68	(\$195,756.24)	03/12/2026	Outstanding
75961	Accounts Payable	Computer Check	03/12/2026	TACTRON Inc	\$0.00	\$936.89	(\$196,693.13)	03/12/2026	Outstanding
75962	Accounts Payable	Computer Check	03/12/2026	TELEFLEX LLC	\$0.00	\$665.00	(\$197,358.13)	03/12/2026	Outstanding
75963	Accounts Payable	Computer Check	03/12/2026	True North Equipment Inc	\$0.00	\$561.09	(\$197,919.22)	03/12/2026	Outstanding
75964	Accounts Payable	Computer Check	03/12/2026	True North Equipment Inc	\$0.00	\$257,436.00	(\$455,355.22)	03/12/2026	Outstanding
75965	Accounts Payable	Computer Check	03/12/2026	US Bank	\$0.00	\$850.00	(\$456,205.22)	03/12/2026	Outstanding
75966	Accounts Payable	Computer Check	03/12/2026	Wilcox & Flegel	\$0.00	\$3,923.03	(\$460,128.25)	03/12/2026	Outstanding

Summary by Transaction Type

Total Deposits:	\$0.00
Less Payments by Transaction Type:	
Computer Check	(\$460,128.25)
Total Payments:	(\$460,128.25)
Adjustments:	
Payment Adjustments	\$0.00
Deposit Adjustments	\$0.00
Total Adjustments:	\$0.00
Total Change in Register Balance:	(\$460,128.25)

Monthly Report

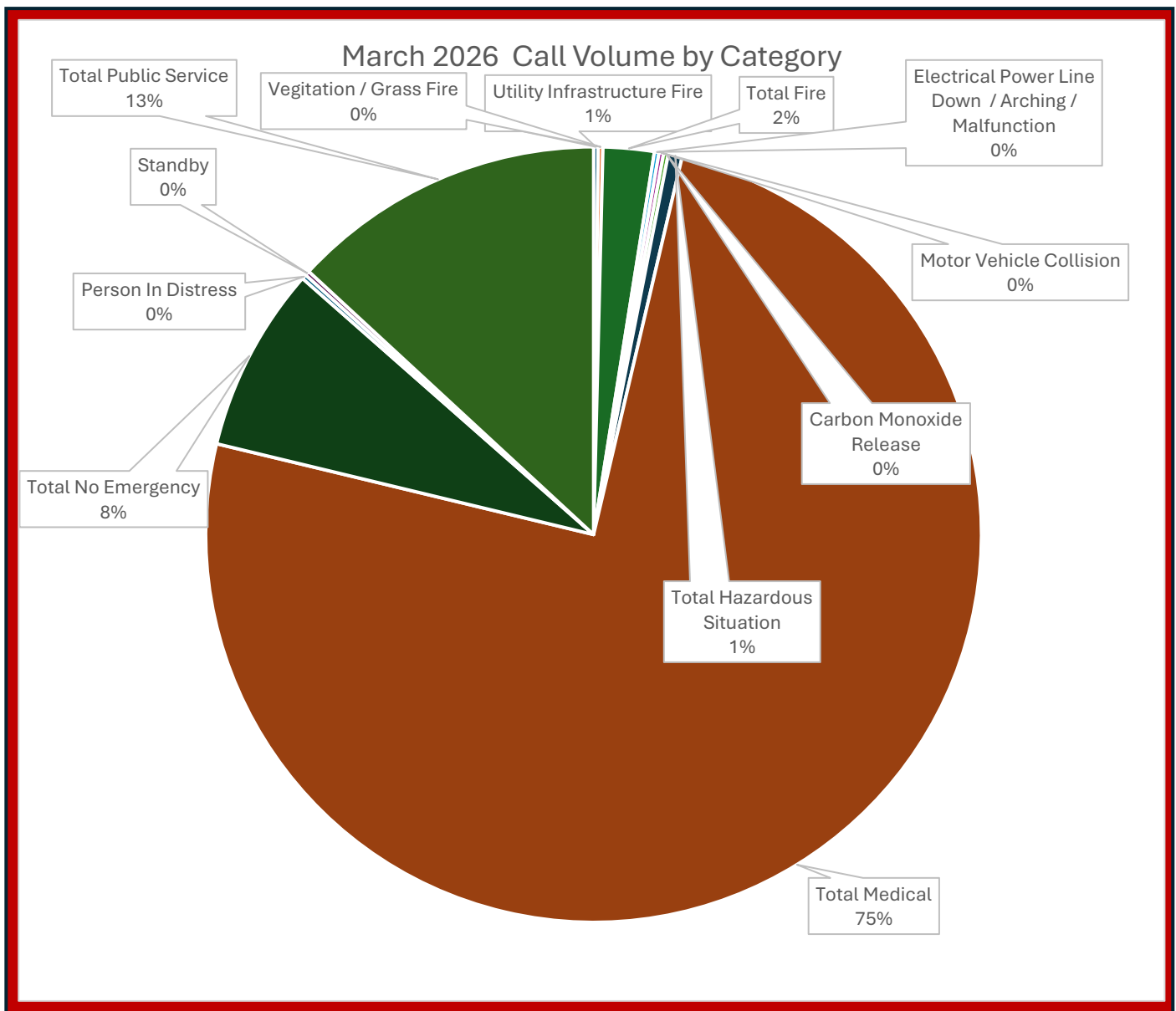


MARCH 2026

OPERATIONS

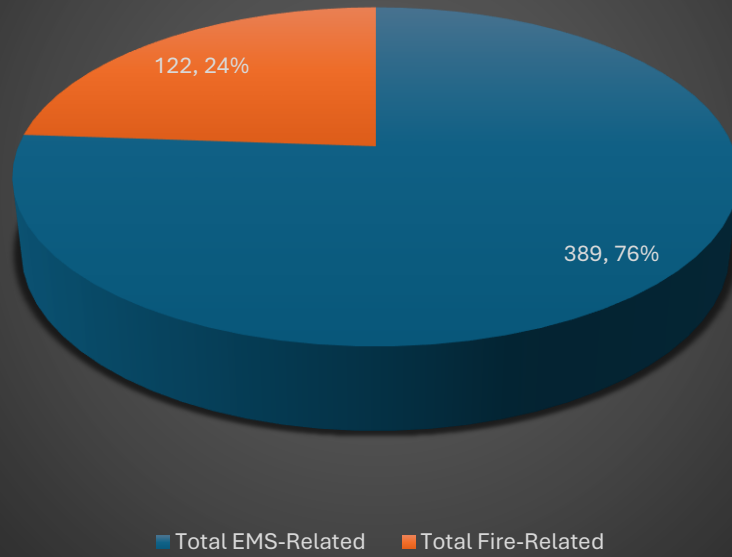
During **March 2026**, Columbia River Fire & Rescue has responded to **511** calls for service, which is **37** more calls than this same period in 2025. **389** of those calls were **EMS-Related** and **122** were **Non-Medical Fire-Related** calls. The ratio of EMS to Fire calls is **78%** and **22%**, respectively. These **419** total Fire and EMS calls for **March 2026** had a total of **1102** apparatus responses, spending approximately **1482.6** hours of time dedicated to calls.

Of the **417** patients cared for in January 2026, **245** were transported by ambulance.

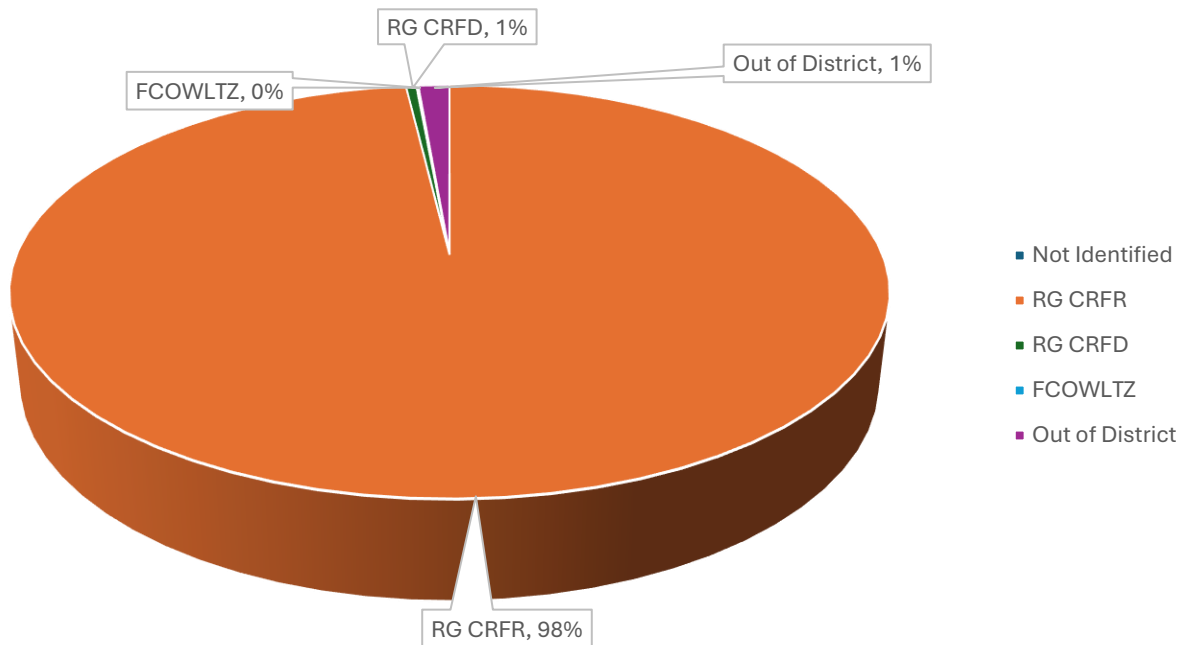


OPERATIONS

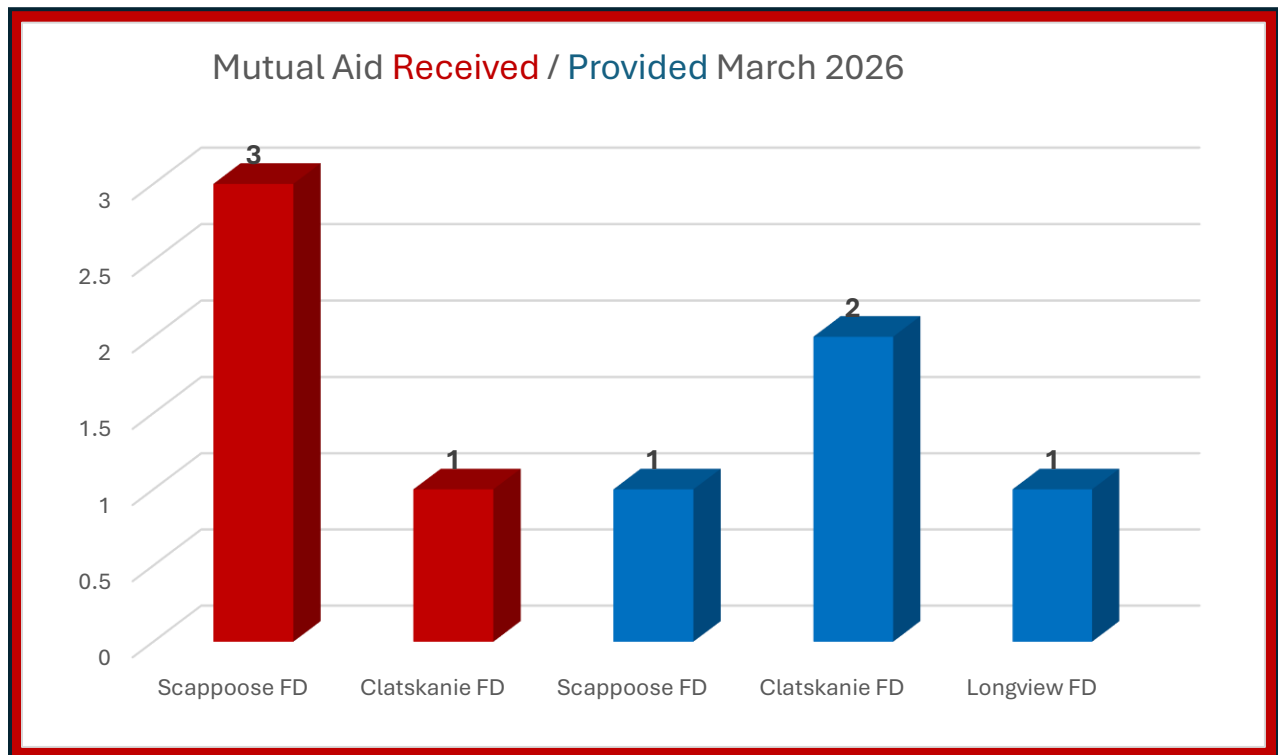
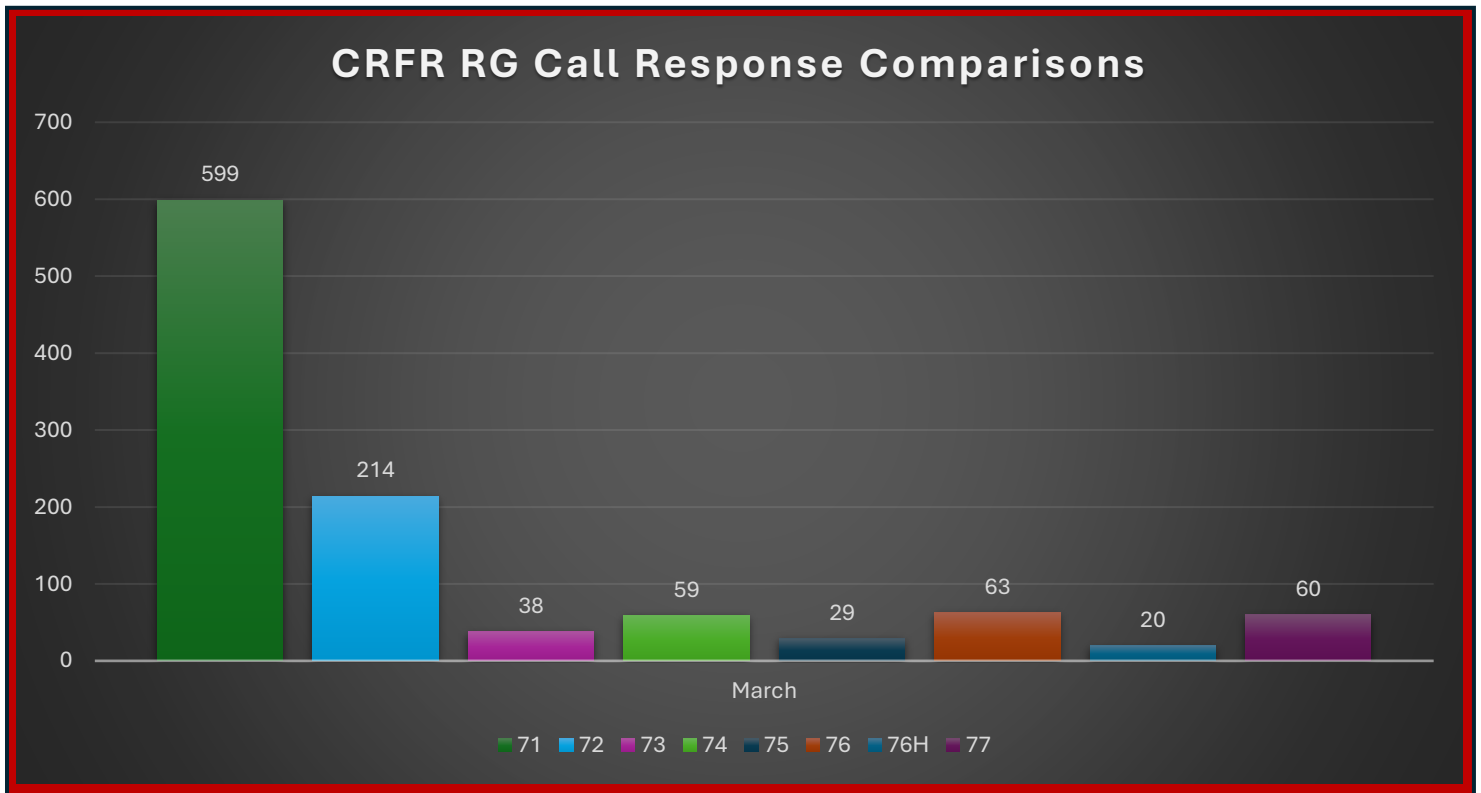
EMS-Related / All Other Call Type Comparison March 2026



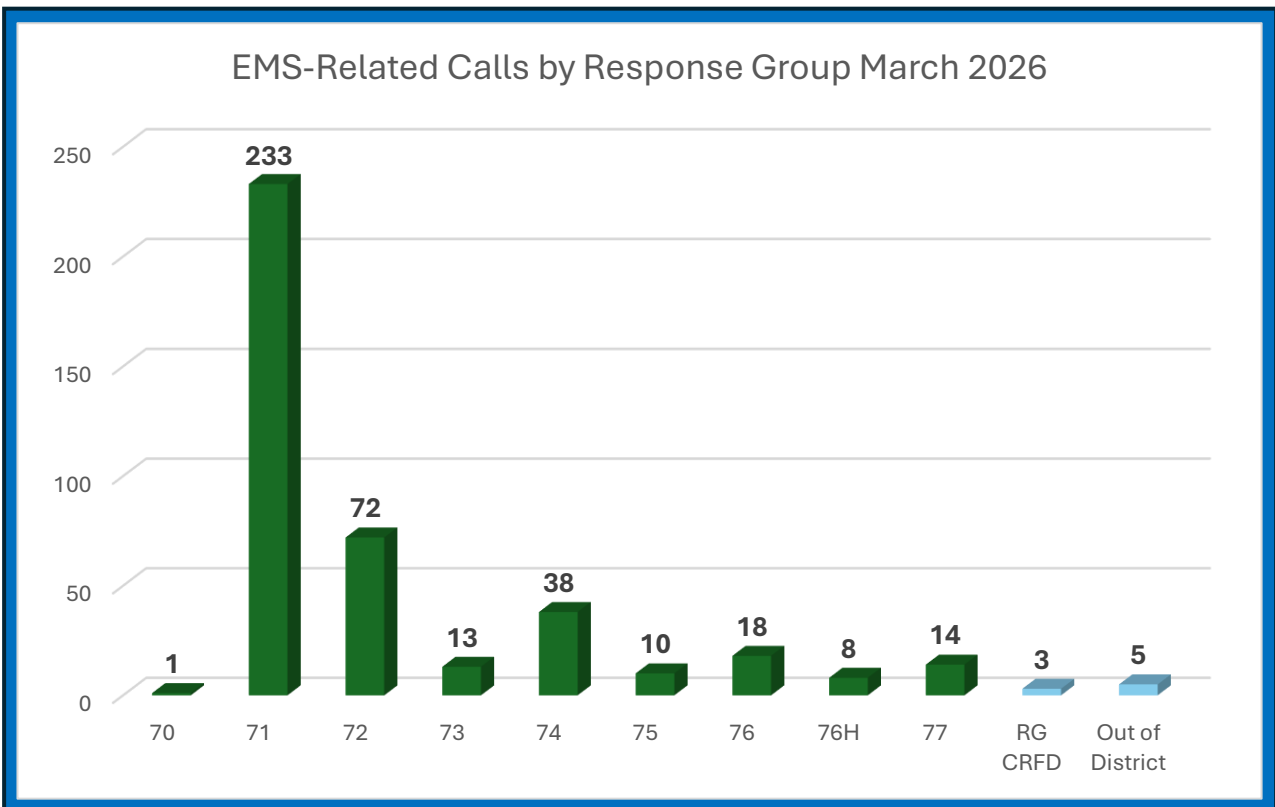
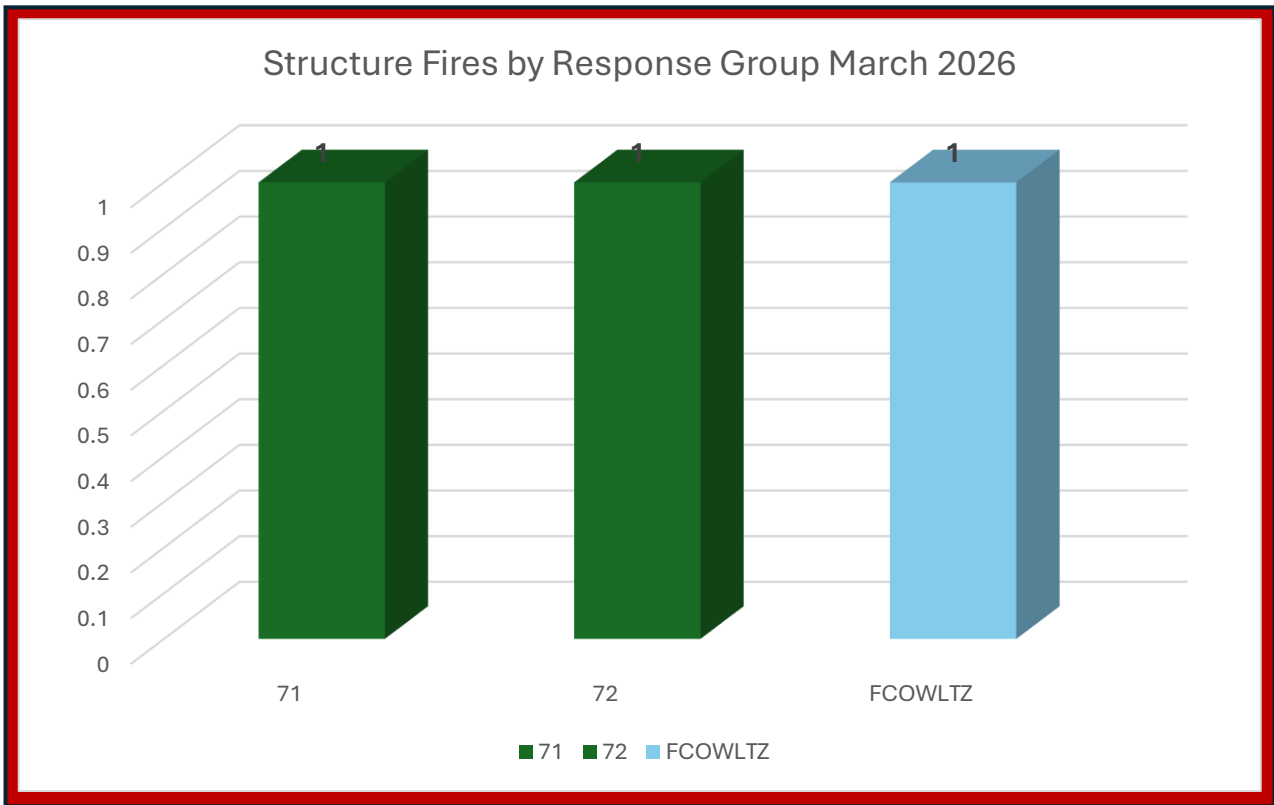
Responses by Response Group March 2026



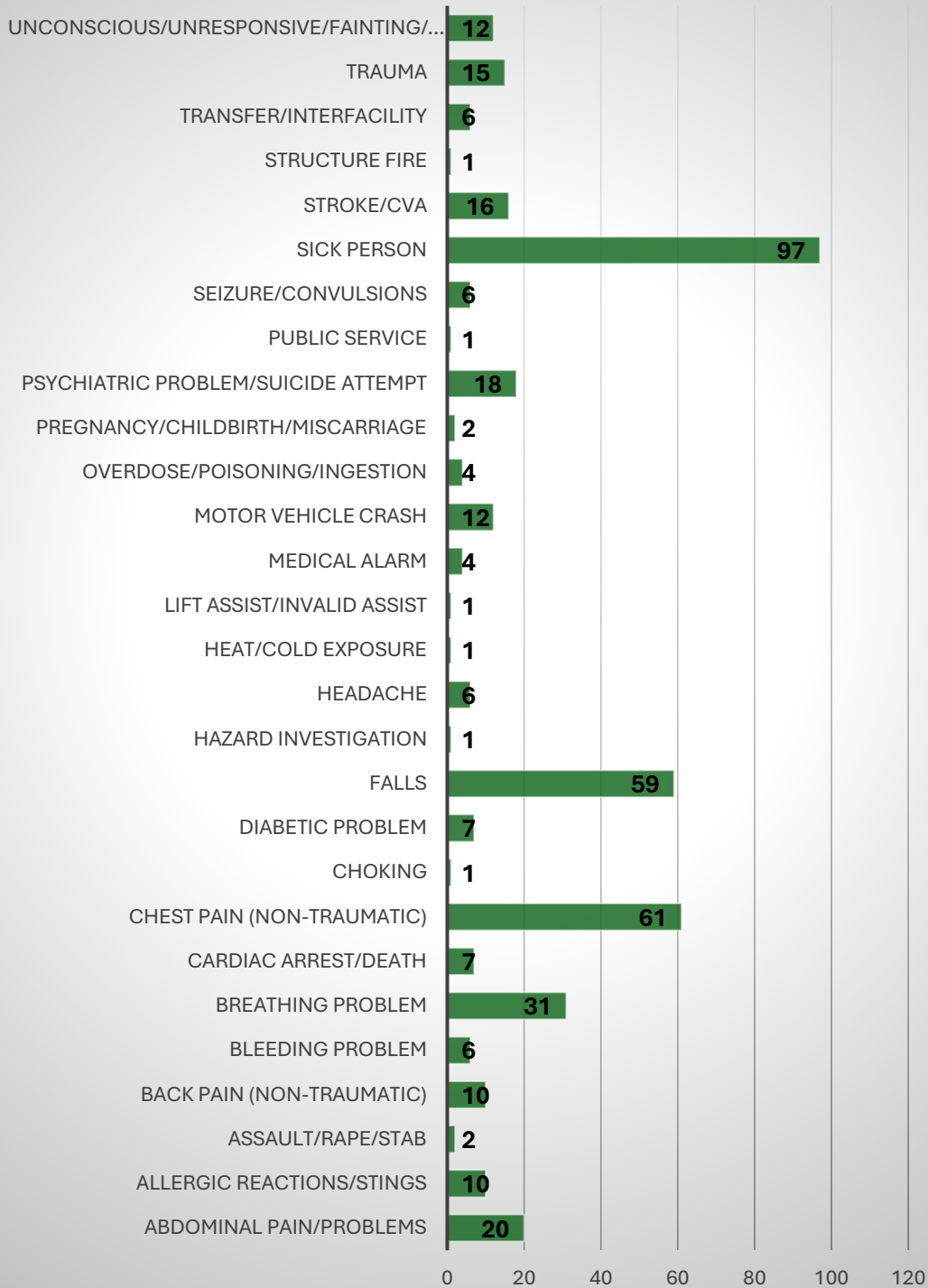
OPERATIONS



OPERATIONS

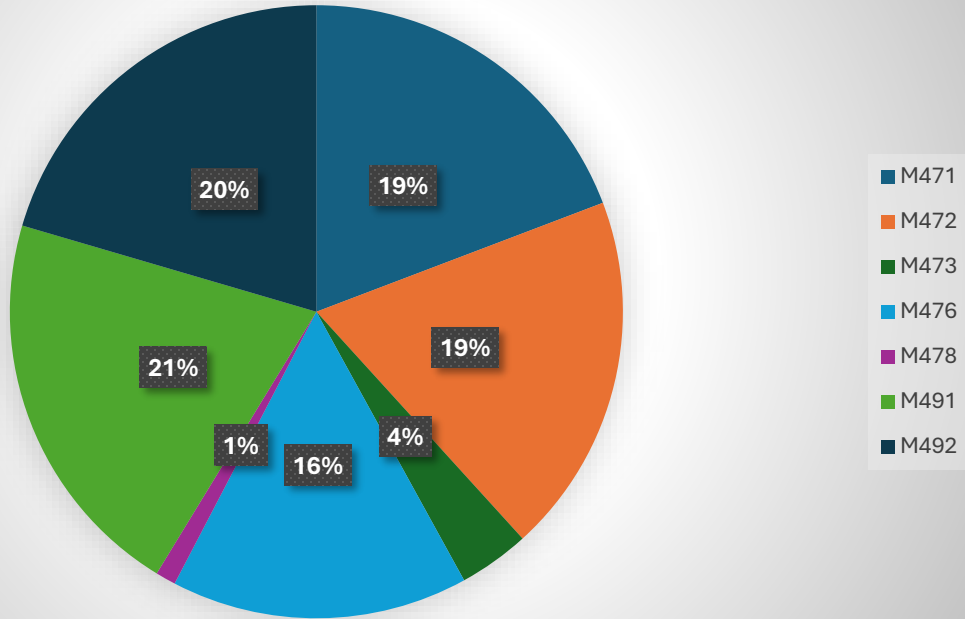


EMS Call Volume by Nature of Call February 2026

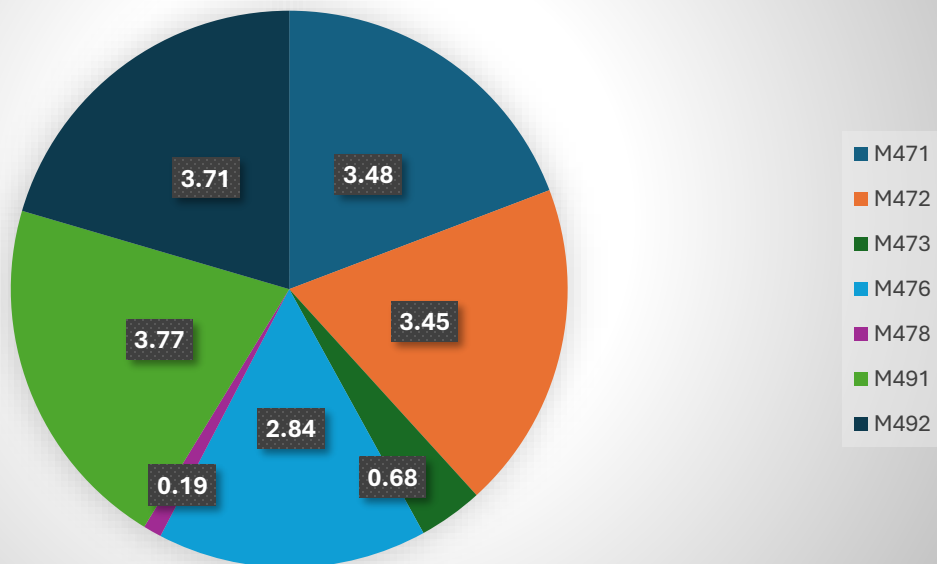


OPERATIONS

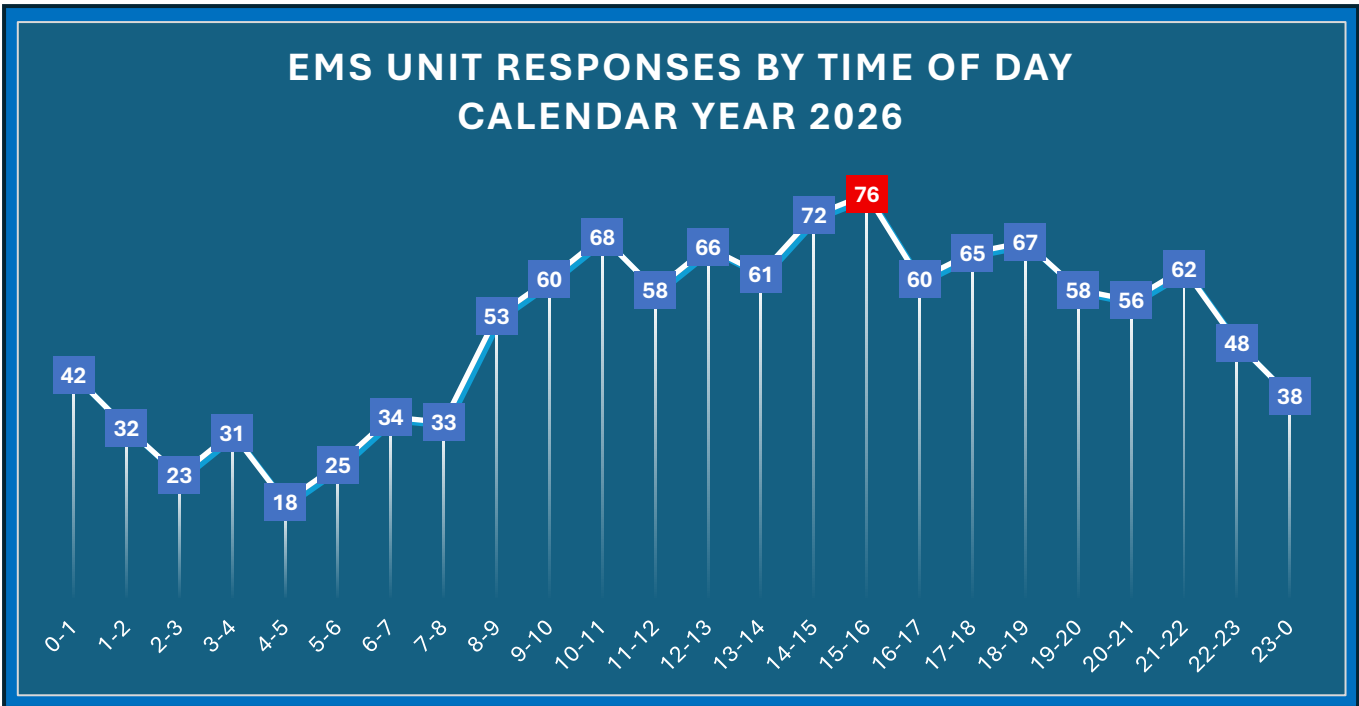
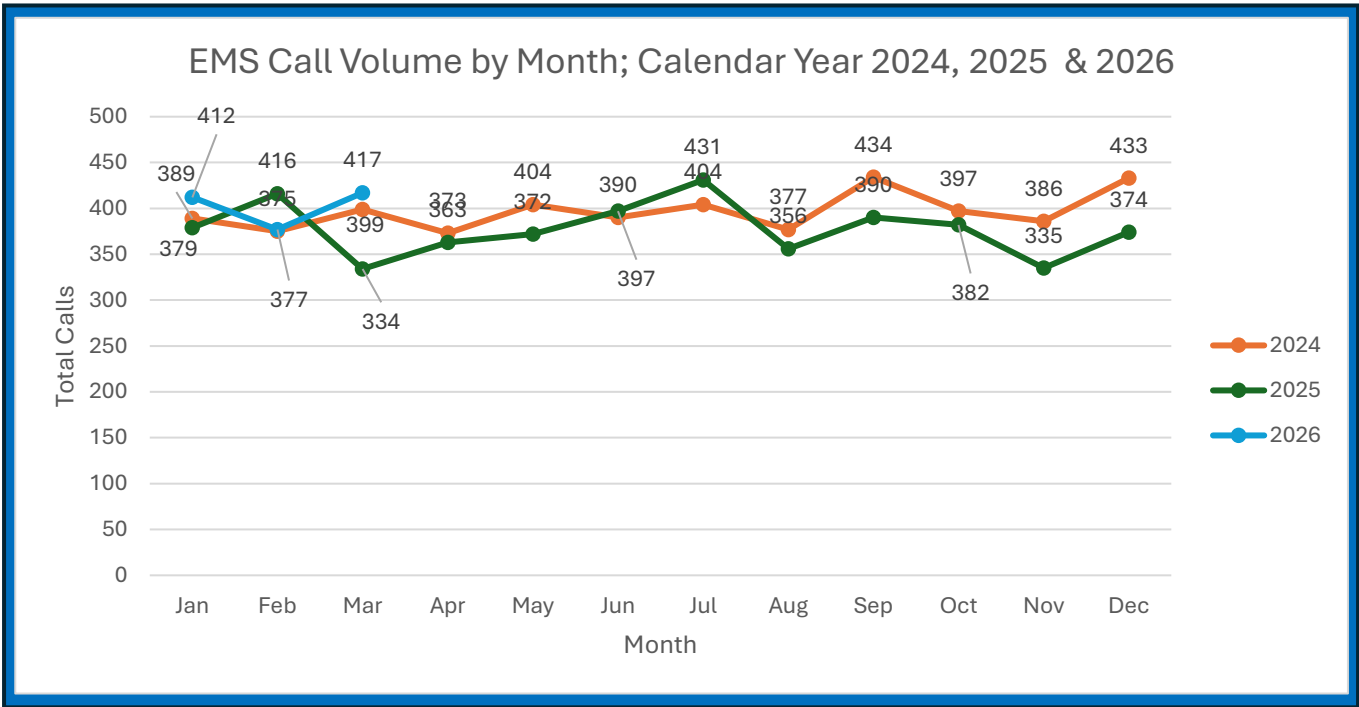
Response Volume by Unit: March 2026



Average Number of Calls Per Day: March 2026

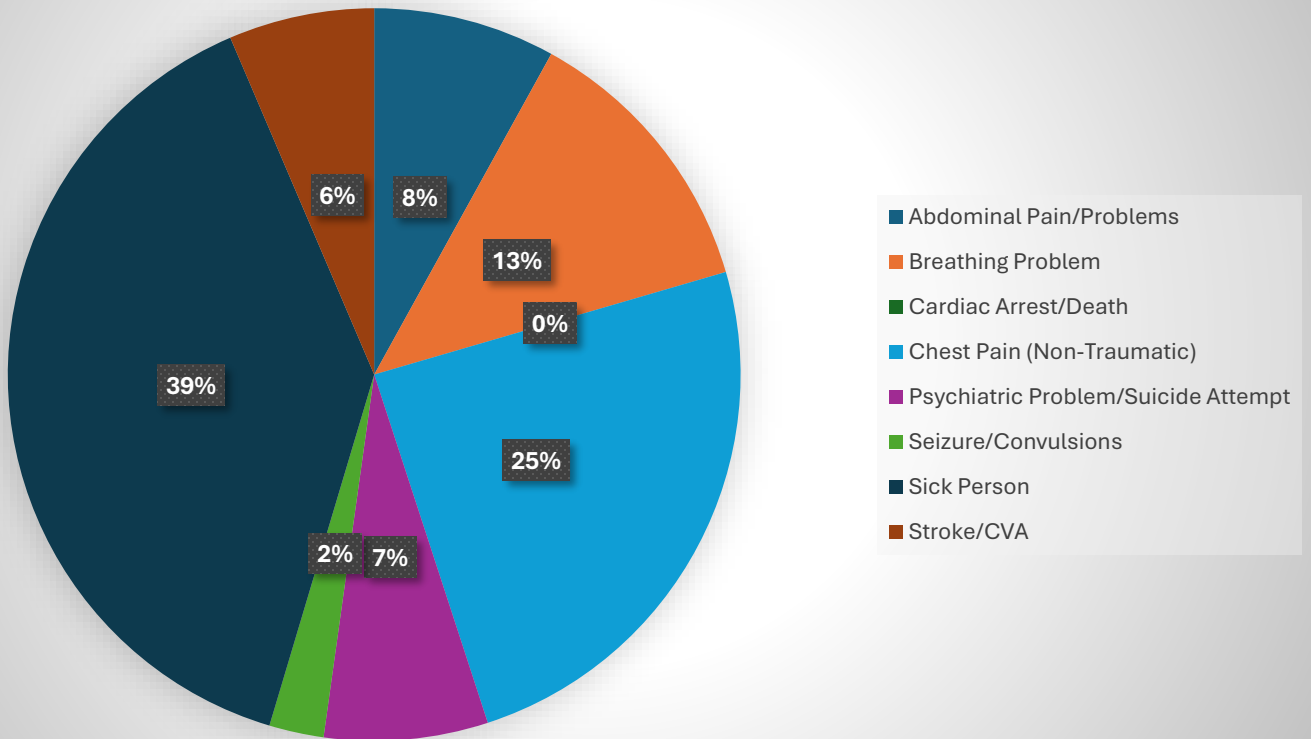


OPERATIONS

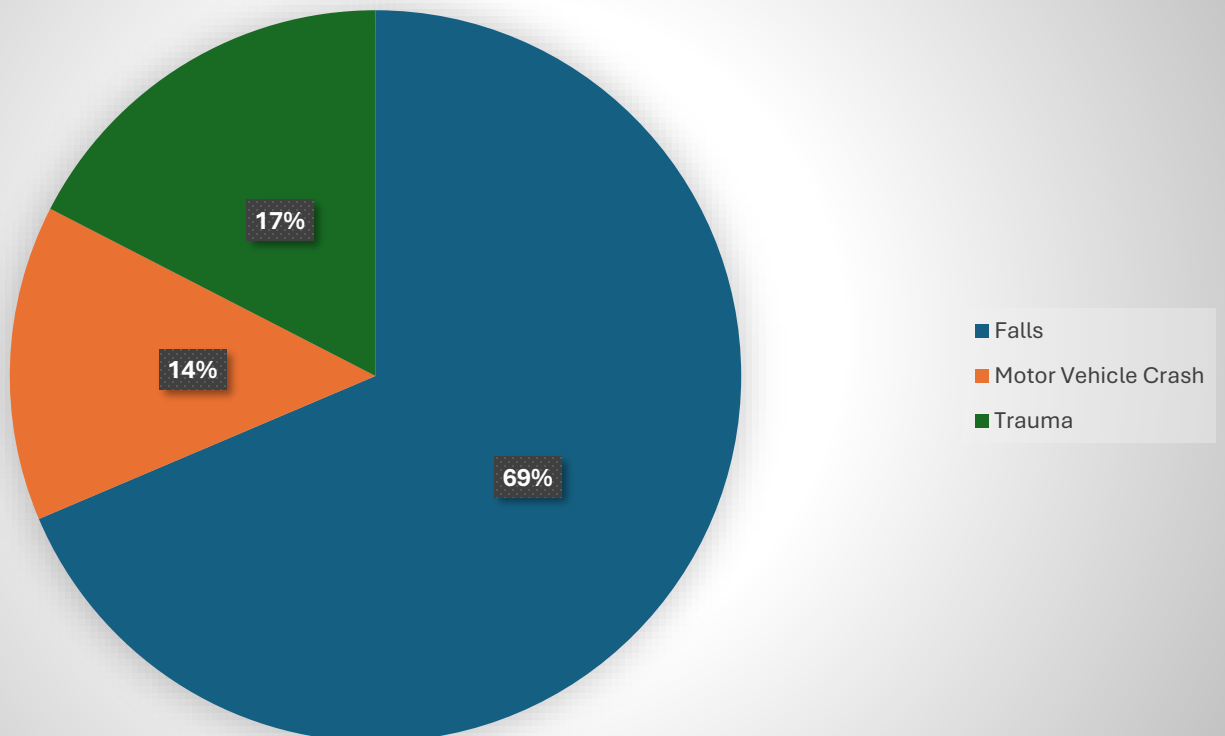


OPERATIONS

Frequent Medical Call Types March 2026

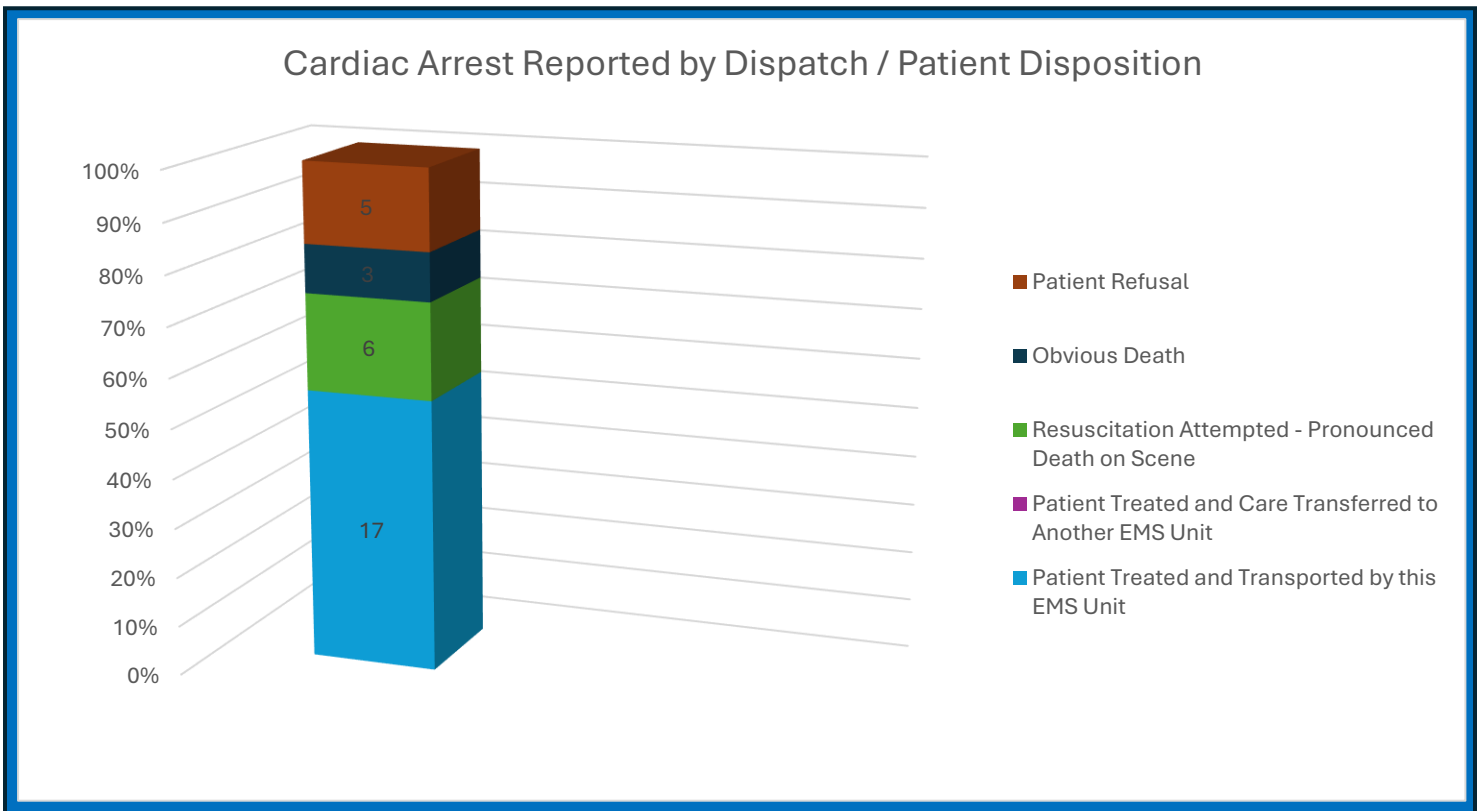
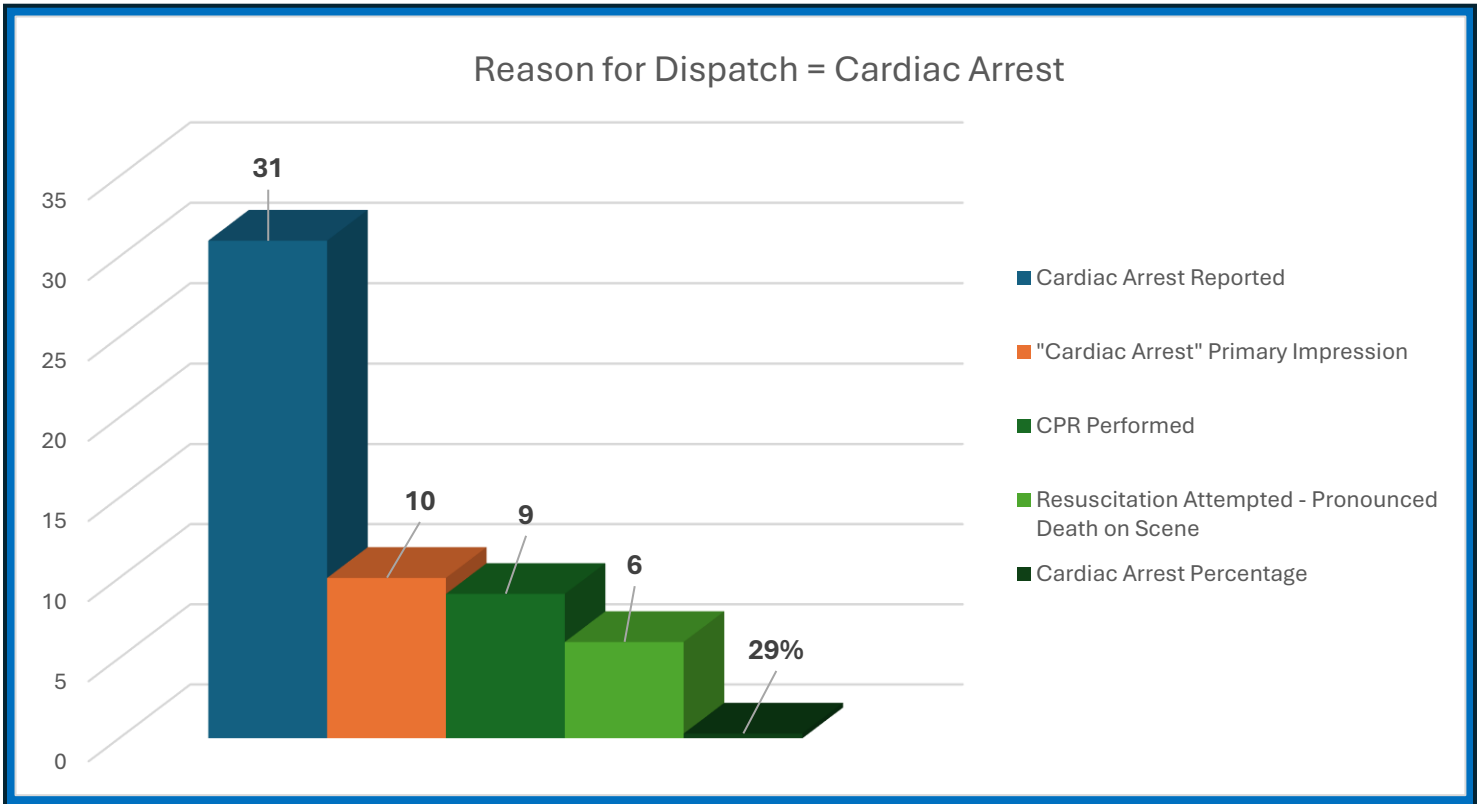


Trauma-Related Call Types March 2026



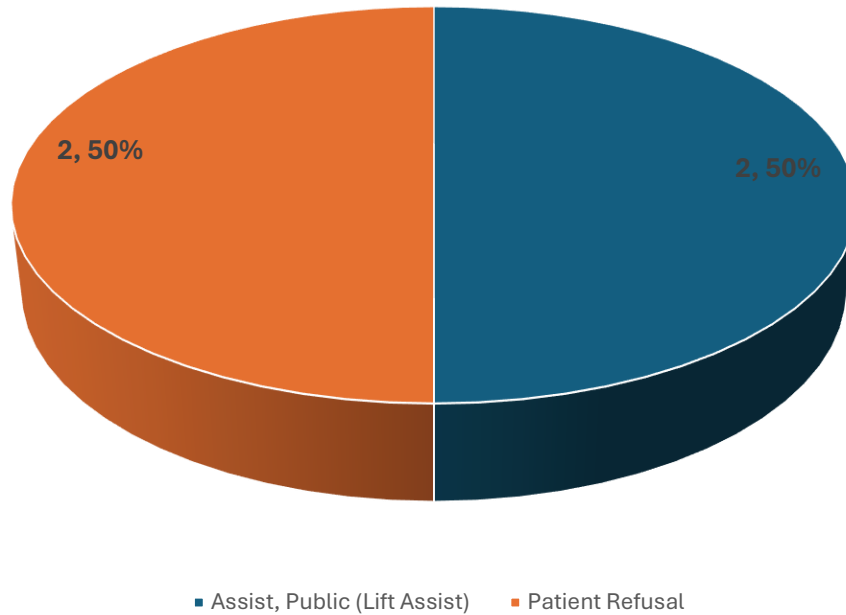
OPERATIONS

The graphs below illustrate the frequency of calls dispatched as “cardiac arrest” with the actions of the crews upon arrival. **29%** of the time, the patient was found to be in need of CPR.

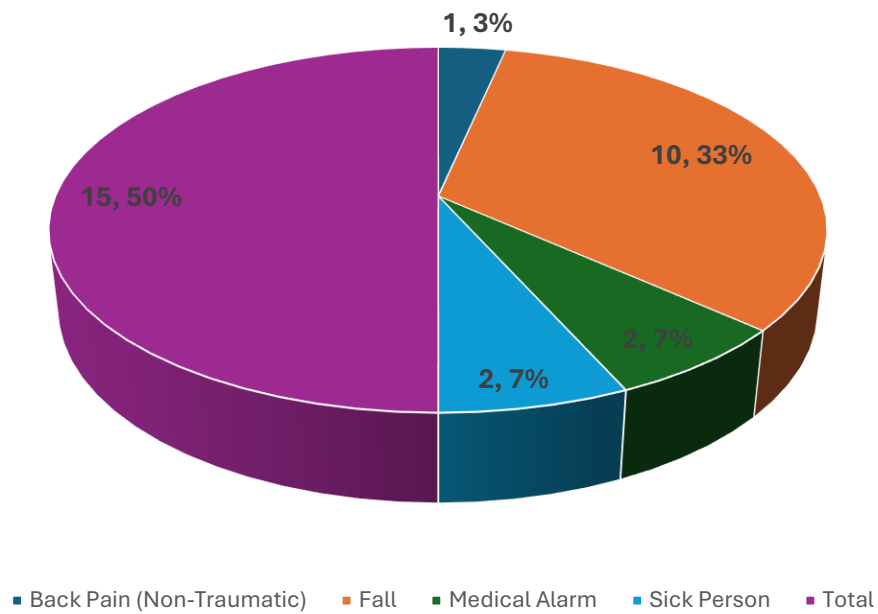


OPERATIONS

Calls Dispatched as Lift Assist vs Final Disposition Calendar Year 2026



Calls Dispatched as Emergent, Dispo'd as Lift Assist Calendar Year 2026



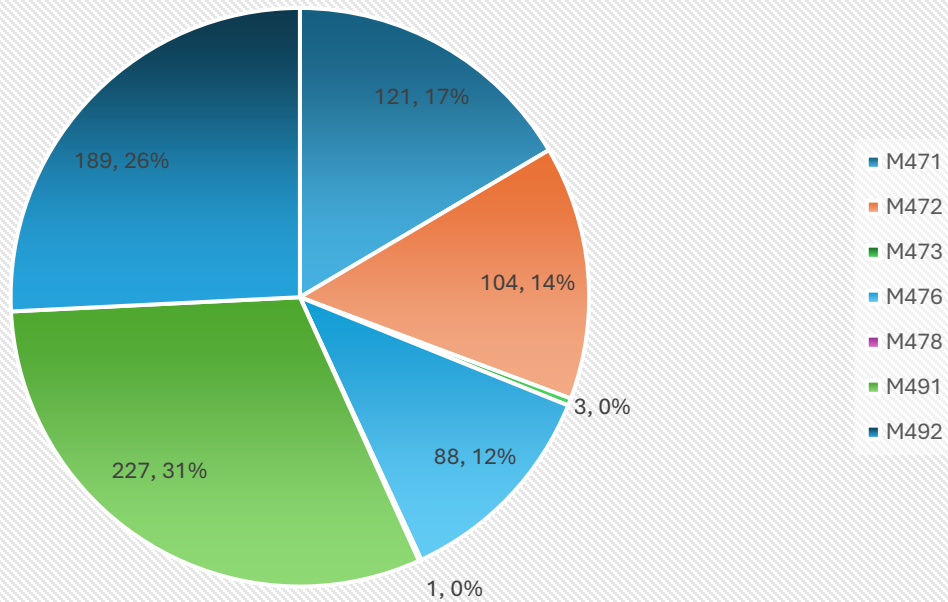
OPERATIONS

Patient Disposition Totals March 2026

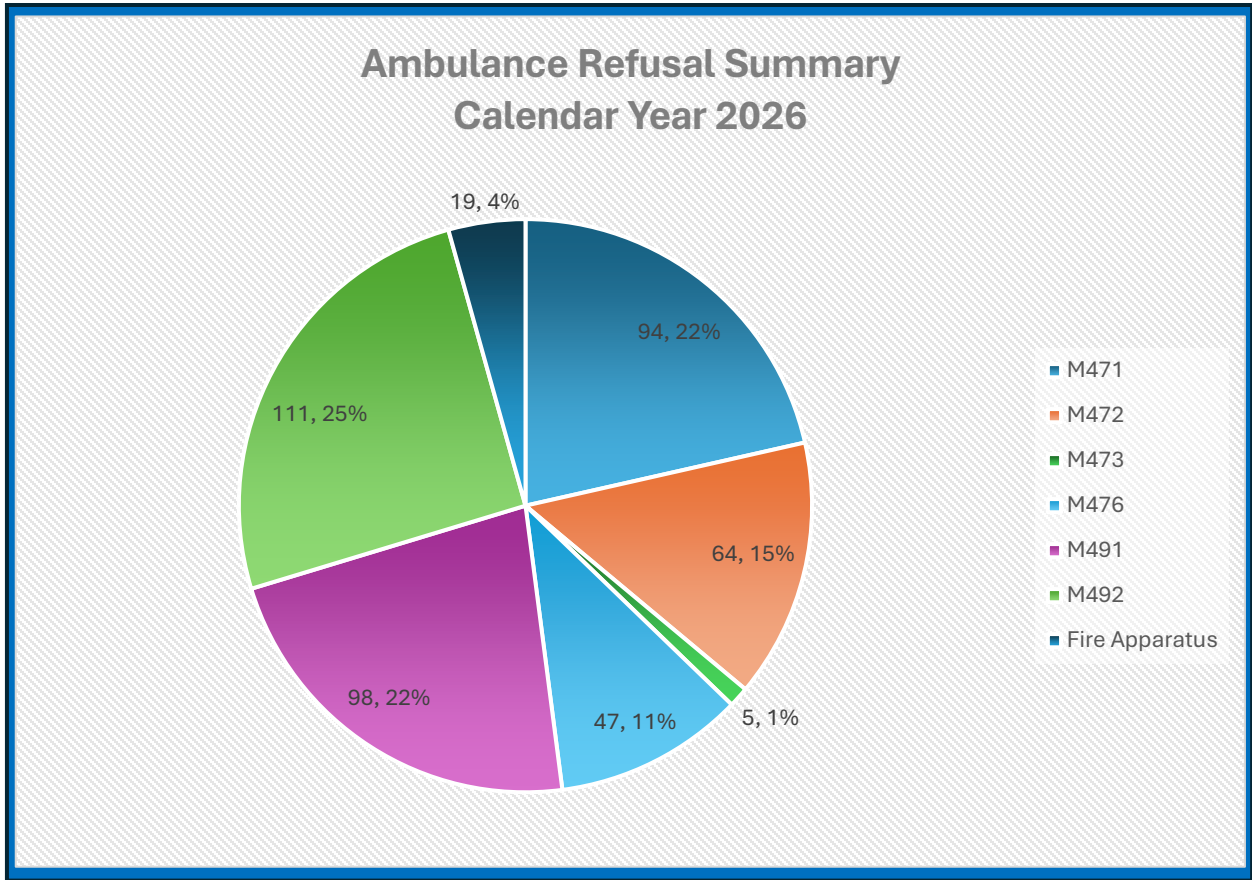
March



Ambulance Transport Summary Calendar Year 2026



OPERATIONS



Columbia River Fire and Rescue

Problem	Type	Jul	Aug	Sep	Oct	Nov	Dec	Jan	Feb	Mar	Apr	May	Jun	TOTAL
AB - ABDOMINAL PAIN	EMS	16	11	20	19	13	10	14	9	13	0	0	0	125
AB1 - ABDOMINAL PAIN C1	EMS	0	6	3	5	6	6	4	14	5	0	0	0	49
AL - ALLERGIC REACTION	EMS	2	5	9	3	1	2	1	1	9	0	0	0	33
AL1 - ALLERGIC REACTION C1	EMS	2	0	1	1	0	0	0	0	1	0	0	0	5
AMB1 - MEDICAL TRANSPORT CODE	EMS	4	2	4	3	3	4	4	5	3	0	0	0	32
AMB3 - MEDICAL TRANSPORT CODE	EMS	3	5	6	4	2	6	7	3	3	0	0	0	39
ANB - ANIMAL BITES/ATTACKS	EMS	1	1	0	4	1	1	0	1	0	0	0	0	9
ANB1 - ANIMAL BITES/ATTACKS-1	EMS	0	0	0	1	0	0	2	0	0	0	0	0	3
AST - ASSAULT PHYSICAL	EMS	1	1	0	3	2	0	0	0	2	0	0	0	9
AST1 - ASSAULT PHYSICAL C1	EMS	0	0	2	0	0	0	0	0	0	0	0	0	2
BA - BACK PAIN	EMS	2	11	10	6	9	5	7	8	4	0	0	0	62
BA1 - BACK PAIN C1	EMS	6	5	7	7	3	7	9	5	10	0	0	0	59
BHI - BEHAVIORAL HEALTH	EMS	8	9	8	6	10	7	7	9	12	0	0	0	76
BHI1 - BEHAVIORAL HEALTH C1	EMS	1	0	0	1	0	1	0	0	0	0	0	0	3
BL - BLEEDING PROBLEM	EMS	2	6	7	4	5	7	6	4	4	0	0	0	45
BL1 - BLEEDING PROBLEM C1	EMS	3	0	0	1	1	0	5	0	1	0	0	0	11
BR - BREATHING PROBLEM	EMS	39	23	37	37	38	45	55	47	30	0	0	0	351
BR1 - BREATHING PROBLEM C1	EMS	0	1	0	0	4	1	2	1	2	0	0	0	11
BU - BURNS	EMS	1	0	0	1	0	0	1	0	0	0	0	0	3
BU1 - BURNS C1	EMS	1	0	0	0	0	0	0	0	0	0	0	0	1
CH - CHEST PAIN/HEART	EMS	56	54	62	49	43	44	65	70	63	0	0	0	506
CK - CHOKING	EMS	3	0	1	0	2	0	0	2	1	0	0	0	9
CK1 - CHOKING C1	EMS	2	0	0	1	1	0	0	2	0	0	0	0	6
CPR - CARDIAC ARREST	EMS	14	9	2	4	5	1	13	12	8	0	0	0	68
CVA - STROKE	EMS	7	8	14	16	6	16	10	14	16	0	0	0	107
DI - DIABETIC PROBLEMS	EMS	4	9	8	4	6	7	11	11	6	0	0	0	66
DI1 - DIABETIC C1	EMS	1	5	2	0	1	2	0	2	1	0	0	0	14
FA - FALL	EMS	38	42	38	34	34	45	33	32	42	0	0	0	338
FA1 - FALLS C1	EMS	26	20	22	26	29	31	25	15	28	0	0	0	222
HCE - HEAT/COLDS EXPOSURE	EMS	3	4	0	0	0	1	0	0	1	0	0	0	9
HCE1 - HEAT/COLD EXPOSURE C1	EMS	1	0	0	0	0	0	0	0	0	0	0	0	1
HED - HEADACHE	EMS	3	4	2	2	0	0	3	1	4	0	0	0	19
HED1 - HEADACHE C1	EMS	0	0	0	3	0	1	0	0	2	0	0	0	6
IND - INDUSTRIAL ACCIDENT	EMS	0	0	0	0	1	0	1	0	0	0	0	0	2
LA - LIFT ASSIST	EMS	15	5	13	7	16	6	11	3	17	0	0	0	93
OVD - OVERDOSE/POISON	EMS	10	12	8	11	2	1	4	4	6	0	0	0	58
OVD1 - OVERDOSE/POISON C1	EMS	1	0	0	1	1	0	0	1	1	0	0	0	5
PR - PREG/CHILDBIRTH/MISCAR	EMS	2	0	0	0	1	2	2	0	2	0	0	0	9

PR1 - PREGNANCY C1	EMS	0	0	0	0	0	0	1	0	0	0	0	0	1
SK - SICK PERSON	EMS	69	55	48	46	50	61	55	45	63	0	0	0	492
SK1 - SICK PERSON C1	EMS	41	30	39	40	39	43	53	54	46	0	0	0	385
SZ - SEIZURES	EMS	11	10	14	16	6	23	9	11	6	0	0	0	106
TAI - TRAFFIC ACCIDENT INJURY	EMS	3	8	3	11	8	10	5	4	3	0	0	0	55
TOX - TOXIC EXPOSURE	EMS	0	0	0	0	0	0	1	1	0	0	0	0	2
TR - TRAUMA	EMS	19	12	9	8	8	8	7	9	10	0	0	0	90
TR1 - TRAUMA C1	EMS	17	11	7	11	3	8	10	5	6	0	0	0	78
UN - UNCONSCIOUS/FAINTING	EMS	18	3	15	8	8	3	12	10	14	0	0	0	91
ALFC - COMMERCIAL FIRE ALAR	Fire	11	3	3	6	9	10	6	6	4	0	0	0	58
ALFR - RESIDENTIAL ALARM	Fire	5	2	4	2	3	2	6	5	4	0	0	0	33
ALFS - SCHOOL FIRE ALARM	Fire	0	0	4	2	4	1	4	0	1	0	0	0	16
ALM - MEDICAL ALARM-1	Fire	5	15	3	5	9	10	9	13	12	0	0	0	81
BARK - BARK DUST FIRE	Fire	2	1	0	0	0	0	0	0	1	0	0	0	4
BARN - BARN FIRE	Fire	0	1	0	0	1	0	0	0	0	0	0	0	2
BOAT - BOAT FIRE	Fire	0	0	1	0	0	0	0	0	0	0	0	0	1
BRUSH - BRUSH FIRE	Fire	8	6	4	6	2	1	1	0	1	0	0	0	29
BURN - ILLEGAL BURN	Fire	12	12	9	13	7	5	8	4	3	0	0	0	73
CAR - CAR FIRE	Fire	1	1	0	3	1	1	1	0	3	0	0	0	11
CFIRE - COMMERCIAL FIRE	Fire	1	4	0	2	2	1	4	3	1	0	0	0	18
CHIM - CHIMNEY FIRE	Fire	0	0	0	1	0	0	0	0	0	0	0	0	1
HAZMAT - HAZMAT INCIDENT	Fire	0	0	0	0	0	0	0	1	0	0	0	0	1
HMVF - HOME VISIT FIRE	Fire	0	0	0	1	1	0	0	0	0	0	0	0	2
INFF - INFORMATION FIRE	Fire	4	2	1	2	2	1	1	3	4	0	0	0	20
MISCELLANEOUS - FIRE	Fire	11	2	5	5	4	7	2	0	2	0	0	0	38
MISCN - MISC NON FIRE	Fire	1	4	1	0	0	2	0	0	2	0	0	0	10
MOVEUP - MOVE UP	Fire	41	24	30	32	16	33	28	29	29	0	0	0	262
MR2** - MARINE RESCUE EMRGENCY	Fire	1	1	0	0	0	0	0	0	0	0	0	0	2
MUA - MUTUAL AID	Fire	1	1	0	0	0	0	0	0	1	0	0	0	3
NGAS - NATURAL GAS LEAK	Fire	0	1	0	1	1	1	1	1	0	0	0	0	6
ODOR - ODOR INVESTIGATION	Fire	2	1	2	4	1	4	4	5	5	0	0	0	28
PA - PUBLIC ASSIST	Fire	8	9	6	13	7	10	8	8	9	0	0	0	78
RFIRE - RESIDENTIAL FIRE	Fire	1	1	3	3	3	4	8	5	10	0	0	0	38
SERV - SERV	Fire	0	1	0	0	1	2	3	0	2	0	0	0	9
SHT - SHOOTING	Fire	0	0	0	1	0	0	0	0	0	0	0	0	1
SMOKE - SMOKE IN THE AREA	Fire	3	6	4	4	1	1	0	1	3	0	0	0	23
SUA - SUICIDE ATTEMPT	Fire	6	3	6	5	4	0	1	2	6	0	0	0	33
TAT - TRAFFIC ACCIDENT ENTRAPM	Fire	0	1	0	0	0	0	0	2	1	0	0	0	4
TAU - TRAFFIC ACCIDENT UNK INJ	Fire	25	9	14	19	13	6	11	4	18	0	0	0	119
TAW - TRAFFIC ACCIDENT WATER	Fire	0	0	0	1	1	0	0	0	0	0	0	0	2

TRUCK - TRUCK FIRE	Fire	0	1	0	0	1	0	0	3	0	0	0	0	5
Total EMS	EMS	456	387	421	404	368	415	455	415	445	0	0	0	3766
Total Fire	Fire	149	112	100	131	94	102	106	95	122	0	0	0	1011
Total	All	605	499	521	535	462	517	561	510	567	0	0	0	4777

Columbia 9-1-1 Communications District
Calls for Service - By Department*
Fiscal Year July 2025 - June 2026

Agency	July	Aug	Sept	Oct	Nov	Dec	Jan	Feb	Mar	Apr	May	June	Totals	
CFD	127	121	120	119	81	113	101	109	101	0	0	0	992	2.1%
CPD/CSO	259	173	224	236	248	180	203	189	196	0	0	0	1908	4.1%
CCPD	100	98	105	108	111	85	100	87	123	0	0	0	917	2.0%
CCSO	1630	1510	1619	1400	1435	1408	1414	1306	1533	0	0	0	13255	28.3%
CRFR	605	499	521	535	462	517	561	509	567	0	0	0	4776	10.2%
MBFD	19	38	18	28	20	13	10	10	13	0	0	0	169	0.4%
MWA	34	55	57	44	48	48	45	34	35	0	0	0	400	0.9%
RPD	504	478	514	433	369	440	456	486	414	0	0	0	4094	8.7%
SHPD	1433	1447	1341	1450	1185	1216	1372	1068	1418	0	0	0	11930	25.4%
SFD	237	222	232	232	214	269	222	236	224	0	0	0	2088	4.5%
SPD	497	446	449	458	467	466	401	405	443	0	0	0	4032	8.6%
VFD	39	39	46	42	28	33	30	28	35	0	0	0	320	0.7%
VPD	280	224	178	206	155	190	172	166	207	0	0	0	1778	3.8%
ODF	49	60	38	28	5	0	1	0	0	0	0	0	181	0.4%
WFD	8	7	7	5	6	15	7	6	11	0	0	0	72	0.2%
TOTAL	5821	5417	5469	5324	4834	4993	5095	4639	5320	0	0	0	46912	100.0%

Traffic Stops - By Department

CPD/CSO	34	9	25	12	22	19	5	19	23	0	0	0	168	2.7%
RPD	155	176	228	239	225	203	194	182	125	0	0	0	1727	27.5%
CCPD	15	14	10	17	15	15	15	10	17	0	0	0	128	2.0%
CCSO	277	181	237	212	216	201	187	219	249	0	0	0	1979	31.5%
SHPD	117	104	110	126	161	183	196	111	163	0	0	0	1271	20.2%
SPD	86	93	151	110	58	73	69	105	169	0	0	0	914	14.5%
VPD	15	21	9	14	10	7	7	10	7	0	0	0	100	1.6%
TOTAL	699	598	770	730	707	701	673	656	753	0	0	0	6287	100.0%

Activity Summary

L. Enf.	4703	4376	4430	4291	3970	3985	4118	3707	4334	0	0	0	37914	71.3%
Trf. Stops	699	598	770	730	707	701	673	656	753	0	0	0	6287	11.8%
Fire	328	318	276	321	214	229	216	222	250	0	0	0	2374	4.5%
EMS	790	723	763	712	650	779	761	710	736	0	0	0	6624	12.5%
TOTAL	6520	6015	6239	6054	5541	5694	5768	5295	6073	0	0	0	53199	100.0%

* These statistics reflect the calls for service for each agency received by C9-1-1CD, but do not necessarily mirror the actual number of incidents handled by each individual agency.



Resolution #: FY-25-26-08 (2008 Pierce Saber Repair)

WHEREAS the following is presented for authorization to the Fire Board Directors of the Columbia River Fire & Rescue Department, herein referred to as CRFR, in a meeting held at 58611 McNulty Way, Saint Helens, OR 97051, on this 9th day of April 2026

1. At least three of the directors were present, constituting a quorum:
 - i. **President:** Ryan Welby
 - ii. **Vice President:** Austin Zimbrick
 - iii. **Director:** Mark Gundersen
 - iv. **Director:** Paul Rice
 - v. **Secretary-Treasurer:** Richard Fletcher
2. The Fire Board of Directors, being present, formally called the meeting to order and declared the meeting to be regularly called.
3. **BE IT RESOLVED**, upon a motion duly made, seconded, and carried/denied by a vote of For ___ /Against ___ shall be the will of the Fire Board of CRFR.
4. **BE IT ORDAINED** The following memorandum was then read and ordered to be inserted in these minutes:

“We, the Fire Board of Columbia River Fire & Rescue, by our authority, proclaim and carry/denied **Resolution # 25-26-08** being held at the above time and place and consent to the transaction of such business, as may have come before it, as testified by the signatures below”.

Signature: _____ For: Against: Date: _____

Signature: _____ For: Against: Date: _____

Signature: _____ For: Against: Date: _____

Signature: _____ For: Against: Date: _____

Signature: _____ For: Against: Date: _____



ADMINISTRATION OFFICES

270 Columbia Blvd * St Helens, Oregon * 97051

Phone (503)-397-2990 * www.crfr.com * FAX (503)-397-3198

Add additional information here.

The board adopted Resolution No. 2025-26-08, authorizing the repair of the 2008 Pierce Saber at Cummins NW for a total of \$29,694.35.

Attested:

X _____ Date: _____

President: Ryan Welby



Payment terms are 30 days from invoice date unless otherwise agreed upon in writing. Remit to:
 Cummins Sales and Service
 PO Box 772639
 Detroit, MI 48277-2639

PORTLAND OR BRANCH
 4711 N BASIN AVE
 PORTLAND, OR 97217-
 (503)289-0900

INVOICE NO
ESTIMATE
TO PAY ONLINE LOGON TO customerpayment.cummins.com

BILL TO

COLUMBIA RIVER FIRE & RESCUE
 ** DO NOT MAIL **

RAY MALONE - 503 3696931

PAGE 1 OF 3

*** CHARGE ***

DATE	CUSTOMER ORDER NO.	DATE IN SERVICE	ENGINE MODEL	PUMP NO.	EQUIPMENT MAKE
25-MAR-2026		15-JAN-2009	ISL CM2150		PIERCE
CUSTOMER NO.	SHIP VIA	FAIL DATE	ENGINE SERIAL NO.	CPL NO.	EQUIPMENT MODEL
270868		19-MAR-2026	46907801		SABER
REF. NO.	SALESPERSON	PARTS DISP.	MILEAGE/HOURS	PUMP CODE	UNIT NO.
304068			27840		7116

QUANTITY ORDERED	BACK ORDERED	QUANTITY SHIPPED	PART NUMBER	DESCRIPTION	PRODUCT CODE	UNIT PRICE	AMOUNT
------------------	--------------	------------------	-------------	-------------	--------------	------------	--------

OSN/MSN/VIN 4P1CC01A68A009097 YEAR 2008

COMPLAINT

OVERHAUL ESTIMATE
 ESTIMATE SUBJECT TO CHANGE AFTER TEARDOWN AND INSPECTION OF PARTS TO BE RE-USED. ANY PARTS DETERMINED FAILED, ANOTHER ESTIMATE WILL BE CREATED FOR APPROVAL.

CAUSE

CUSTOMER STATES FIRETRUCK IS THROWING A CODE FOR THE CRANKCASE. NO ESN PROVIDED. CRANKCASE FILTER AND PRESSURE SENSOR ALREADY REPLACED. VERY INTERMITTENT, NO LIGHT ON WHEN DRIVING HERE TODAY.
 - FOUND HIGH BLOW-BY, ABOVE MAX SPEC 12". ENGINE APPEARS DUSTED, DUST IN TURBO.

CORRECTION

TECH NOTES:
 JSA. PULL UNIT IN SHOP. GUARDIAN INSP. ALL OK, VERY MINOR OIL SEEPAGE FROM UPPER ENGINE AREA.
 MILES: 27,842 / HOURS: 2,734. ECM CODE: AU90006.57
 CONNECT TO ECM, MADE IMAGE, NO FAULTS LOGGED. RAISE CAB, INSPECT ENGINE. HAS NEW CCV BREATHER FILTER AND SENSOR PER CUSTOMER REPLACEMENT. LOWER CAB, SET UP UNIT ON DYNO. RUN UNIT, HAS 13INH2O OF BLOW BY, MAX SPEC IS 12INH2O. ISOLATE TURBO FROM ENGINE, UNIT STILL HAS 12INH2O BLOWBY. UNIT WILL MOST LIKELY NEED REBUILD OR NEW/RECON. ADVISED SUPERVISOR. DISCONNECT UNIT FROM DYNO AND PULL BACK INTO SHOP.

COVERAGE

-CUSTOMER BILLABLE.

-CUSTOMER BILLABLE.

DIAGNOSTIC CHARGE:	622.50
1	0 4089889 KIT,LOWER ENGINE GASKET CECO 698.60 666.58 666.58

Completion date : 21-Mar-2026 11:00AM. Estimate expires : 19-Apr-2026 12:46PM.

Billing Inquiries? Call (877)480-6970

THERE ARE ADDITIONAL CONTRACT TERMS ON THE REVERSE SIDE OF THIS DOCUMENT, INCLUDING LIMITATION ON WARRANTIES AND REMEDIES, WHICH ARE EXPRESSLY INCORPORATED HEREIN AND WHICH PURCHASER ACKNOWLEDGES HAVE BEEN READ AND FULLY UNDERSTOOD.

AUTHORIZED BY (print name) _____ SIGNATURE _____ DATE _____



Payment terms are 30 days from invoice date unless otherwise agreed upon in writing. Remit to:
 Cummins Sales and Service
 PO Box 772639
 Detroit, MI 48277-2639

PORTLAND OR BRANCH
 4711 N BASIN AVE
 PORTLAND, OR 97217-
 (503)289-0900

INVOICE NO
ESTIMATE
TO PAY ONLINE LOGON TO customerpayment.cummins.com

BILL TO

COLUMBIA RIVER FIRE & RESCUE
 ** DO NOT MAIL **

RAY MALONE - 503 3696931

PAGE 2 OF 3

*** CHARGE ***

DATE	CUSTOMER ORDER NO.	DATE IN SERVICE	ENGINE MODEL	PUMP NO.	EQUIPMENT MAKE
25-MAR-2026		15-JAN-2009	ISL CM2150		PIERCE
CUSTOMER NO.	SHIP VIA	FAIL DATE	ENGINE SERIAL NO.	CPL NO.	EQUIPMENT MODEL
270868		19-MAR-2026	46907801		SABER
REF. NO.	SALESPERSON	PARTS DISP.	MILEAGE/HOURS	PUMP CODE	UNIT NO.
304068			27840		7116

QUANTITY ORDERED	BACK ORDERED	QUANTITY SHIPPED	PART NUMBER	DESCRIPTION	PRODUCT CODE	UNIT PRICE	AMOUNT
			OSN/MSN/VIN	4P1CC01A68A009097	YEAR 2008		
1	0	0	5473339	KIT,UPPER ENGINE GASKET	CECO	446.78	433.21
6	0	0	5527862	LINER,CYLINDER	CECO	275.57	268.14
6	0	0	4955530	KIT,ENGINE PISTON	CECO	565.00	547.84
6	0	0	5405325	NOZZLE,PISTON COOLING	CECO	33.94	33.57
1	0	0	3945917	KIT,MAIN BEARING	CECO	392.36	388.06
6	0	0	3950661	BEARING,CONNECTING ROD	CECO	33.61	32.59
6	0	0	3966244	BEARING,CONNECTING ROD	CECO	36.60	36.20
1	0	0	LF9009	PAC, LF	FLG	73.41	67.54
1	0	0	FF5636	PAC, FF (S	FLG	39.71	36.53
1	0	0	FS1065	PAC, FS	FLG	64.57	59.40
1	0	0	5273379	THERMOSTAT	CECO	81.02	80.13
			ORDERED ITEM	4992231 CECO			
8	0	0	V891001	P BL 1 S GN2 15W-40 BULK	VALVOLINE	16.35	14.88
1	0	0	5529501RX	HEAD,CYLINDER	DRC	6,406.81	6,333.95
1	0	0	4942132D	HEAD, CYLINDER	CLEAN	405.00	405.00
-1	0	0	4942132D	HEAD,CYL ISC/QSC ISL/QSL	DIRTY	405.00	405.00
1	0	0	3824421	CLEANER,SOLVENT	CECO	69.12	62.88
1	0	0	3163075	PAINT	CECO	40.54	36.87
1	0	0	FREIGHT	SHIPPING	P1-FREIGHT	500.45	500.45
1	0	0	AH8501	PAC, AH	FLG	322.25	296.47
2	0	0	CC36077	OAT	FLG	21.03	19.35

Courtesy Inspection :

PARTS:

14,629.85

Completion date : 21-Mar-2026 11:00AM. Estimate expires : 19-Apr-2026 12:46PM.

Billing Inquiries? Call (877)480-6970

THERE ARE ADDITIONAL CONTRACT TERMS ON THE REVERSE SIDE OF THIS DOCUMENT, INCLUDING LIMITATION ON WARRANTIES AND REMEDIES, WHICH ARE EXPRESSLY INCORPORATED HEREIN AND WHICH PURCHASER ACKNOWLEDGES HAVE BEEN READ AND FULLY UNDERSTOOD.

AUTHORIZED BY (print name) _____ SIGNATURE _____ DATE _____



Payment terms are 30 days from invoice date unless otherwise agreed upon in writing. Remit to:
 Cummins Sales and Service
 PO Box 772639
 Detroit, MI 48277-2639

PORTLAND OR BRANCH
 4711 N BASIN AVE
 PORTLAND, OR 97217-
 (503)289-0900

INVOICE NO
ESTIMATE
TO PAY ONLINE LOGON TO customerpayment.cummins.com

BILL TO

COLUMBIA RIVER FIRE & RESCUE
 ** DO NOT MAIL **

RAY MALONE - 503 3696931

PAGE 3 OF 3

*** CHARGE ***

DATE	CUSTOMER ORDER NO.	DATE IN SERVICE	ENGINE MODEL	PUMP NO.	EQUIPMENT MAKE
25-MAR-2026		15-JAN-2009	ISL CM2150		PIERCE
CUSTOMER NO.	SHIP VIA	FAIL DATE	ENGINE SERIAL NO.	CPL NO.	EQUIPMENT MODEL
270868		19-MAR-2026	46907801		SABER
REF. NO.	SALESPERSON	PARTS DISP.	MILEAGE/HOURS	PUMP CODE	UNIT NO.
304068			27840		7116

QUANTITY ORDERED	BACK ORDERED	QUANTITY SHIPPED	PART NUMBER	DESCRIPTION	PRODUCT CODE	UNIT PRICE	AMOUNT
------------------	--------------	------------------	-------------	-------------	--------------	------------	--------

OSN/MSN/VIN	4P1CC01A68A009097	YEAR	2008				
				PARTS COVERAGE CREDIT:			0.00 CR
				TOTAL PARTS:		14,629.85	
				SURCHARGE TOTAL:			0.00
				LABOR:			14,442.00
				LABOR COVERAGE CREDIT:			0.00 CR
				TOTAL LABOR:		14,442.00	
				MISC.:			0.00
				MISC. COVERAGE CREDIT:			0.00 CR
				TOTAL MISC.:		0.00	
				STATE			0.00

You saved \$346.95 on your parts.

Completion date : 21-Mar-2026 11:00AM. Estimate expires : 19-Apr-2026 12:46PM.

Billing Inquiries? Call (877)480-6970

THERE ARE ADDITIONAL CONTRACT TERMS ON THE REVERSE SIDE OF THIS DOCUMENT, INCLUDING LIMITATION ON WARRANTIES AND REMEDIES, WHICH ARE EXPRESSLY INCORPORATED HEREIN AND WHICH PURCHASER ACKNOWLEDGES HAVE BEEN READ AND FULLY UNDERSTOOD.

SUB TOTAL: 29,694.35

TOTAL TAX: 0.00

TOTAL AMOUNT: US \$ 29,694.35

AUTHORIZED BY (print name) _____ SIGNATURE _____ DATE _____

