

Columbia River Fire and Rescue  
BOARD OF DIRECTORS  
REGULAR BOARD MEETING  
58611 McNulty Way, St. Helens, OR

June 11, 2026

6:00 P.M.

**Microsoft Teams meeting**

**Join:**

<https://teams.microsoft.com/meet/262146975309701?p=Z1QRsPqMP0nDutdWj6>

Meeting ID: 262 146 975 309 701

Passcode: Lg7Hi2Vz

---

[Need help?](#) | [System reference](#)

**Dial in by phone**

[+1 332-249-0606](tel:+13322490606), [543080153#](tel:+13322490606) United States, New York City

[Find a local number](#)

Phone conference ID: 543 080 153#

**Please note:** *Members of the Board of Directors will attend the meeting in person. Public comments will be taken. Please email [lehnerk@crfr.com](mailto:lehnerk@crfr.com) to be included on the sign-in sheet by 5:45 pm on Thursday, June 11, 2026. All attendees should mute their mics when not called on for comment.*

**Call Regular Meeting To Order:** President Welby

**Flag Salute:** President Welby

**Changes To Agenda:** As applicable

**Recognition:** Tyler Carroll 12 mo. probation completion

**Correspondence:** As applicable

**Public Comment:** Comments from the public: As applicable

**Local 3215 Report:** As applicable

**Volunteer Report:** As applicable

**Consent Agenda:** Minutes from Board Meeting May 13 & 21, 2026 – Financials

**Chief Officer's Report:**

**Closed Executive Session:** Labor Negotiator Consultation ORS 192.660(2)(d)  
Performance Evaluation of Public Officer ORS 192.660(2)(i)

**Old Business:**

**New Business:** Resolution FY 2025-26-10 (Budget Approval FY 2026-27)  
Resolution FY 2025-26-11 (Approval of the Millage Rate)  
Resolution FY 2025-26-12 (Approval FY 2026/27 Fee Schedule)  
Ratification of Labor Agreement with Local 3215  
Fire Chief's Annual Review

**Board Members' Comments:**

**Adjourn:**

Columbia River Fire & Rescue  
Special Meeting of the Boards of Directors  
270 Columbia Blvd. St. Helens, OR  
May 13, 2026, 11:00 am

Special Meeting: After due and legal notice, the Special Board meeting of the Columbia River Fire & Rescue Board of Directors was called to order by VP Zimbrick at 11:02 am.

Present: Austin Zimbrick, Ryan Welby, Mark Gundersen, Paul Rice, Richard Fletcher

Absent: None

Others: Chief Smythe, Kate Lehner, Jeramy Lehner

Business: Jeramy Lehner presented a PowerPoint outlining the two bids received to complete the tile repair project at station 71. Director Gundersen made a motion to accept the bid presented by RT Tile. Director Rice 2nd the motion; all were in favor, 5-0. A resolution formalizing the contract would be presented at the board meeting on May 21<sup>st</sup>—no further discussion.

Adjourn: 12:10 pm

Columbia River Fire & Rescue  
Budget Meeting of the Boards of Directors & Budget Committee  
58611 McNulty Way, St. Helens, OR  
May 21, 2026, 5:00 pm

Budget Meeting: After due and legal notice, the budget meeting of the Columbia River Fire & Rescue Board of Directors was called to order by President Welby at 5:00 pm.

Present: Ryan Welby, Austin Zimbrick, Richard Fletcher, Paul Rice, Mark Gundersen, Melissa Dueck, Ira Swanson, Dan Garrison

Absent: None

Others: Chief Smythe, K. Lehner, Eric Kytola, BC Schrotzberger

Via Teams Meeting/Phone In: Kate and Ricky Linares

Flag Salute: President Welby led the salute

Election of Chair of the Budget Committee: President Welby nominated Ira Swanson as the Chair of the Budget Committee; VP Zimbrick 2nd the motion; all in favor, 8-0.

Election of the Secretary of the Budget Committee: Ira Swanson nominated Kate Lehner as the Secretary of the Budget Committee; Dan Garrison 2nd the motion; all in favor, 8-0.

Presentation of the Proposed Budget: Chief Smythe provided an introduction for everyone and reviewed the budget message. Eric Kytola, CPA, discussed the proposed budget for FY 2026-2027 with the board of directors and the budget committee.

Committee Discussion: The board of directors and budget committee discussed the training budget, the increase in PERS contributions due to a new agreement with the union, the decrease in disability insurance, HRA Veba contributions, sick leave/retirement payout, an increase in the reserves, and the duplicate page that needs to be removed.

Public Comment: There was no public comment

Additional Committee Discussion: There was additional discussion regarding the two budget committee members with expiring terms, Dan Garrison and Melissa Dueck.

Motion to impose the Tax Levy: VP Zimbrick moved to approve the tax levy; Director Gundersen 2nd the motion; all in favor, 8-0.

Motion to approve the Budget: Director Gundersen made a motion to approve the budget. Director Rice 2nd the motion; all in favor, 8-0.

Adjourn: 05:48 pm

Columbia River Fire & Rescue  
Regular Meeting of the Boards of Directors  
58611 McNulty Way, Saint Helens, OR  
May 21, 2026, 6:00 pm

Regular Meeting: After due and legal notice, the Regular Board meeting of the Columbia River Fire & Rescue Board of Directors was called to order by President Welby at 6:00 pm.

Present: Austin Zimbrick, Mark Gundersen, Ryan Welby, Paul Rice, Richard Fletcher

Absent: None

Others: Chief Smythe, K. Lehner, David Bair, David Bair Family and Friends, Lt. King, Lt. Pulito, T. Saunders, M. Chandler, BC Schrotzberger

Via Teams Meeting/Phone In: M. Stanton

Flag Salute: President Welby

Recognition: David Bair promotion to Lieutenant and badge pinning  
Changes to Agenda: New Business: Elect to renew M. Dueck and D. Garrison's budget committee terms  
Public Comment: None  
Local 3215 Report: None  
Volunteer Report: None  
Correspondence: None

CRFR Consent Agenda: Included in the consent agenda are the minutes from the Regular Board meeting on April 9<sup>th</sup>, the April check register, the budget-to-actual, and the April bank statement. VP Zimbrick moved to approve the consent agenda, and Director Gundersen seconded the motion. All were in favor, and the motion was approved 5-0.

Chief Officers Report: Chief Smythe discussed the detailed reporting in the board packet, which covers the call volume. He spoke of staffing updates and scheduled interviews. Chief Smythe requested that his Fire Chief's annual evaluation be completed and reviewed at the June board meeting. VP Zimbrick said he would supply the forms/score sheet necessary for the evaluation.

Old Business: None

New Business:

VP Zimbrick moved to renew the seats of Melissa Dueck and Dan Garrison on the budget committee for another term. Director Gundersen 2<sup>nd</sup> the motion, all in favor 5-0.

Resolution FY 2025-26-09 RT Tile Construction (St. Helens Station). VP Zimbrick moved to approve resolution FY 2025-26-09. Director Gundersen 2<sup>nd</sup> the motion. All in favor, 5-0.

Award RFP for Emergency construction services to Rapid Response Restoration & Construction LLC. Director Rice moved to accept the agreement with Rapid Response Restoration & Construction LLC. Director Gundersen 2<sup>nd</sup> the motion; all in favor, 5-0.

Board Comments:

Director Gundersen: Honored to be part of this organization, congrats to Lt. Bair

President Welby: Great budget meeting, easier format for budget packet, congrats to Lt. Bair

VP Zimbrick: Will look into the form for Chief review.

Director Rice: Nice budget meeting

Adjourn: 6:26 pm



P.O. BOX 94033, PALATINE, IL 60094-4033  
Return Service Requested

000373

How to reach us

**bmo.com/contact**  
888-340-2265



COLUMBIA RIVER FIRE AND RESCUE  
270 COLUMBIA BLVD  
ST HELENS OR 97051-2022

Date  
May 01, 2026 through  
May 31, 2026  
Primary Account Number  
152005765

IF YOU HAVE QUESTIONS ABOUT ANY OF YOUR BMO ACCOUNTS, PLEASE CALL US TOLL-FREE AT 1-888-340-2265. BMO BANK N.A. MEMBER FDIC. EQUAL HOUSING LENDER. NMLS401052 VISIT US ONLINE AT WWW.BMO.COM.

### Statement Summary

ACCOUNT DESCRIPTION	ACCOUNT NUMBER	BALANCE (AS OF MAY 31, 2026)
PUBLIC FUNDS CHECKING	152005765	\$459,372.40

### Account Summary - PUBLIC FUNDS CHECKING #152005765

BEGINNING BALANCE AS OF APRIL 30, 2026	NUMBER OF DEPOSITS	DEPOSIT AMOUNT	NUMBER OF WITHDRAWALS	WITHDRAWAL AMOUNT	SERVICE CHARGES	ENDING BALANCE AS OF MAY 31, 2026
\$565,181.22	82	\$342,091.54	92	\$447,900.36	\$0.00	\$459,372.40

### Monthly Activity Details

Date	Transaction description	Withdrawal	Deposit	Balance
	BEGINNING BALANCE			\$565,181.22

#### FOR YOUR PROTECTION

Examine this statement promptly. Any discrepancy must be reported within 30 days. Consumer customers: A discrepancy regarding a consumer electronic transfer, consumer card transaction, and consumer overdraft credit line account must be reported within 60 days.

CONTINUED ON NEXT PAGE



• Monthly Activity Details (cont'd)

Date	Transaction description	Withdrawal	Deposit	Balance
May 01	EDI/EFT CCD+ CREDIT CCD WPS-TMEP CONTRAC HCCLAIMPMT		\$151.36	
May 01	EDI/EFT CTX CREDIT CTX 36 TREAS 310 MISC PAY		\$290.00	
May 01	EDI/EFT CCD+ CREDIT CCD CIGNA HCCLAIMPMT		\$705.79	
May 01	EDI/EFT CCD+ CREDIT CCD NORIDIAN WAORAK HCCLAIMPMT		\$816.39	
May 01	ACH DEPOSIT CCD COLUMBIARIVERFR MERC DEP		\$1,236.38	
May 01	ACH DEBIT CCD MERCHANT SERVICE MERCH FEE	(\$69.99)		
May 01	ACH DEBIT CCD MERCHANT SERVICE MERCH FEE	(\$234.70)		\$568,076.45
May 04	EDI/EFT CCD+ CREDIT CCD MERCHANT SERVICE MERCH DEP		\$51.48	
May 04	EDI/EFT CTX CREDIT CTX 36 TREAS 310 MISC PAY		\$160.75	
May 04	EDI/EFT CCD+ CREDIT CCD AARP Supplementa HCCLAIMPMT		\$362.84	
May 04	EDI/EFT CCD+ CREDIT CCD Regence BCBCO HCCLAIMPMT		\$12,337.90	
May 04	ACH DEBIT CCD BENEFITHELP SOLU DEBCARDTX	(\$6.99)		
May 04	ACH DEBIT CCD AFLAC COLUMBUS ACHPMT	(\$198.72)		\$580,783.71
May 05	ACH DEPOSIT CCD COLUMBIARIVERFR MERC DEP		\$30.85	
May 05	EDI/EFT CCD+ CREDIT CCD WPS-TMEP CONTRAC HCCLAIMPMT		\$290.00	
May 05	EDI/EFT CCD+ CREDIT CCD ODS Health Plan HCCLAIMPMT		\$866.54	
May 05	EDI/EFT CCD+ CREDIT CCD OR DHS HP MMIS HCCLAIMPMT		\$1,017.26	
May 05	EDI/EFT CCD+ CREDIT CCD NORIDIAN WAORAK HCCLAIMPMT		\$1,630.16	
May 05	ACH DEBIT CCD COLUMBIA RIVER P ACH ITEM	(\$94.98)		
May 05	ACH DEBIT CCD COLUMBIA RIVER P ACH ITEM	(\$154.40)		
May 05	ACH DEBIT CCD COLUMBIA RIVER P ACH ITEM	(\$182.31)		
May 05	ACH DEBIT CCD COLUMBIA RIVER P ACH ITEM	(\$226.93)		
May 05	ACH DEBIT CCD COLUMBIA RIVER P ACH ITEM	(\$227.63)		
May 05	ACH DEBIT CCD COLUMBIA RIVER P ACH ITEM	(\$249.08)		
May 05	ACH DEBIT CCD COLUMBIA RIVER P ACH ITEM			

CONTINUED ON NEXT PAGE



• **Monthly Activity Details (cont'd)**

Date	Transaction description	Withdrawal	Deposit	Balance
May 05	ACH DEBIT CCD COLUMBIA RIVER P ACH ITEM	(\$319.09)		
May 05	ACH DEBIT CCD COLUMBIA RIVER P ACH ITEM	(\$502.09)		
May 05	ACH DEBIT CCD COLUMBIA RIVER P ACH ITEM	(\$637.55)		
May 05	ACH DEBIT CCD CLATSKANIE PUD PUD PAYMNT	(\$798.45)		
May 05	ACH DEBIT PPD ATT PAYMENT	(\$2,687.80)		\$578,538.21
May 06	EDI/EFT CCD+ CREDIT CCD MERCHANT SERVICE MERCH DEP		\$77.21	
May 06	EDI/EFT CTX CREDIT CTX 36 TREAS 310 MISC PAY		\$319.44	
May 06	EDI/EFT CCD+ CREDIT CCD DEVOTED HEALTH P HCCLAIMPMT		\$348.70	
May 06	EDI/EFT CCD+ CREDIT CCD AETNA AS01 HCCLAIMPMT		\$430.05	
May 06	EDI/EFT CCD+ CREDIT CCD NORIDIAN WAORAK HCCLAIMPMT		\$1,079.95	
May 06	ACH DEPOSIT CCD iStream 4920003		\$19,813.11	
May 06	ACH DEBIT PPD NORTHWEST NATURA BILLPAY	(\$32.14)		
May 06	ACH DEBIT PPD NORTHWEST NATURA BILLPAY	(\$211.12)		
May 06	ACH DEBIT PPD NORTHWEST NATURA BILLPAY	(\$391.71)		
May 06	ACH DEBIT PPD NORTHWEST NATURA BILLPAY	(\$396.79)		\$599,574.91
May 07	ACH DEPOSIT CCD COLUMBIARIVERFR MERC DEP		\$231.70	
May 07	EDI/EFT CTX CREDIT CTX 36 TREAS 310 MISC PAY		\$290.00	
May 07	EDI/EFT CCD+ CREDIT CCD NORIDIAN WAORAK HCCLAIMPMT		\$644.00	
May 07	EDI/EFT CTX CREDIT CTX 36 TREAS 310 MISC PAY		\$746.69	
May 07	EDI/EFT CCD+ CREDIT CCD UnitedHealthcare HCCLAIMPMT		\$2,152.42	
May 07	ACH DEBIT PPD NORTHWEST NATURA BILLPAY	(\$194.94)		\$603,444.78
May 08	EDI/EFT CCD+ CREDIT CCD NORIDIAN WAORAK HCCLAIMPMT		\$1,225.09	
May 08	Check 75986	(\$2,450.80)		\$602,219.07
May 11	EDI/EFT CCD+ CREDIT CCD MERCHANT SERVICE MERCH DEP		\$25.74	
May 11	ACH DEPOSIT		\$100.85	

CONTINUED ON NEXT PAGE



• **Monthly Activity Details (cont'd)**

Date	Transaction description	Withdrawal	Deposit	Balance
May 11	CCD COLUMBIARIVERFR MERC DEP EDI/EFT CCD+ CREDIT		\$114.76	
May 11	CCD WPS-TMEP CONTRAC HCCLAIMPMT EDI/EFT CCD+ CREDIT		\$562.03	
May 11	CCD NORIDIAN WAORAK HCCLAIMPMT EDI/EFT CCD+ CREDIT		\$735.27	
May 11	CCD UnitedHealthcare HCCLAIMPMT EDI/EFT CCD+ CREDIT		\$5,934.04	
May 11	CCD UnitedHealthcare HCCLAIMPMT EDI/EFT CCD+ CREDIT		\$13,319.65	
May 11	CCD Regence BCBCO HCCLAIMPMT ACH DEBIT	(\$1,051.39)		\$621,960.02
May 12	CCD COMCAST CABLE ACH DEPOSIT		\$50.85	
May 12	CCD COLUMBIARIVERFR MERC DEP EDI/EFT CCD+ CREDIT		\$165.66	
May 12	CCD MERCHANT SERVICE MERCH DEP EDI/EFT CCD+ CREDIT		\$175.69	
May 12	CCD OR DHS HP MMIS HCCLAIMPMT EDI/EFT CCD+ CREDIT		\$2,705.44	
May 12	CCD ODS Health Plan HCCLAIMPMT ACH DEBIT	(\$18.00)		
May 12	CCD BENEFITHELP SOLU DEBCARDTX ACH DEBIT	(\$128.88)		
May 12	WEB ST HELENS OR DEBITS ACH DEBIT	(\$452.24)		
May 12	WEB ST HELENS OR DEBITS ACH DEBIT	(\$569.06)		
May 12	WEB GOTO COMMUNICATI PURCHASE ACH DEBIT	(\$794.84)		\$623,094.64
May 13	WEB ST HELENS OR DEBITS EDI/EFT CCD+ CREDIT		\$344.88	
May 13	CCD MERCHANT SERVICE MERCH DEP EDI/EFT CCD+ CREDIT		\$2,020.01	
May 13	CCD UnitedHealthcare HCCLAIMPMT ACH DEPOSIT		\$16,647.79	
May 13	CCD iStream 4920003 ACH DEBIT	(\$30.89)		
May 13	WEB WASTE CONNECTION WEB_PAY ACH DEBIT	(\$64.61)		
May 13	WEB WASTE CONNECTION WEB_PAY ACH DEBIT	(\$73.90)		
May 13	WEB WASTE CONNECTION WEB_PAY ACH DEBIT	(\$91.30)		
May 13	WEB WASTE CONNECTION WEB_PAY ACH DEBIT	(\$168.70)		
May 13	WEB WASTE CONNECTION WEB_PAY ACH DEBIT	(\$186.90)		

CONTINUED ON NEXT PAGE



• Monthly Activity Details (cont'd)

Date	Transaction description	Withdrawal	Deposit	Balance
May 13	WEB WASTE CONNECTION WEB_PAY ACH DEBIT	(\$246.10)		
May 13	WEB WASTE CONNECTION WEB_PAY ACH DEBIT	(\$437.96)		
May 13	PPD COMCAST-XFINITY CABLE SVCS ACH DEBIT	(\$539.84)		\$640,267.12
May 14	CCD CINTASCORPORATIO 67EAA77A3D EDI/EFT CCD+ CREDIT		\$51.48	
May 14	CCD MERCHANT SERVICE MERCH DEP ACH DEPOSIT		\$63.00	
May 14	CCD PNP BILLPAYMENT 051126SETT EDI/EFT CCD+ CREDIT		\$471.40	
May 14	CCD AARP Supplementa HCCLAIMPMT EDI/EFT CCD+ CREDIT		\$883.39	
May 14	CCD UnitedHealthcare HCCLAIMPMT EDI/EFT CCD+ CREDIT		\$7,619.56	
May 14	CCD NORIDIAN WAORAK HCCLAIMPMT EDI/EFT CTX CREDIT		\$13,552.50	
May 14	CTX 36 TREAS 310 MISC PAY TELLER DEPOSIT		\$21,633.10	
May 14	TELLER DEPOSIT		\$84,083.47	
May 14	ACH DEBIT CCD U.S. BANK PAYMENT	(\$3,000.00)		\$765,625.02
May 15	ACH DEPOSIT CCD COLUMBIARIVERFR MERC DEP		\$202.98	
May 15	EDI/EFT CCD+ CREDIT CCD MERCHANT SERVICE MERCH DEP		\$219.28	
May 15	EDI/EFT CCD+ CREDIT CCD WPS-TMEP CONTRAC HCCLAIMPMT		\$290.00	
May 15	EDI/EFT CCD+ CREDIT CCD NORIDIAN WAORAK HCCLAIMPMT		\$1,160.68	
May 15	Check 75999	(\$166.70)		\$767,331.26
May 18	EDI/EFT CCD+ CREDIT CCD AETNA AS01 HCCLAIMPMT		\$308.37	
May 18	EDI/EFT CCD+ CREDIT CCD MERCHANT SERVICE MERCH DEP		\$308.85	
May 18	EDI/EFT CCD+ CREDIT CCD UnitedHealthcare HCCLAIMPMT		\$1,058.85	
May 18	EDI/EFT CCD+ CREDIT CCD DEPT OF FORESTRY PAYMENT		\$3,572.26	
May 18	ACH DEBIT CCD BENEFITHELP SOLU EMPL FEE	(\$90.00)		
May 18	Check 76005	(\$19,125.15)		\$753,364.44
May 19	EDI/EFT CCD+ CREDIT CCD MERCHANT SERVICE MERCH DEP		\$140.00	
May 19	EDI/EFT CCD+ CREDIT CCD ODS Health Plan HCCLAIMPMT		\$212.74	\$753,717.18
May 20	EDI/EFT CCD+ CREDIT		\$10.00	

CONTINUED ON NEXT PAGE



• Monthly Activity Details (cont'd)

Date	Transaction description	Withdrawal	Deposit	Balance
May 20	CCD MERCHANT SERVICE MERCH DEP EDI/EFT CCD+ CREDIT		\$77.22	
May 20	CCD MERCHANT SERVICE MERCH DEP ACH DEPOSIT		\$130.00	
May 20	CCD iStream 4920003 EDI/EFT CTX CREDIT		\$164.66	
May 20	CTX 36 TREAS 310 MISC PAY ACH DEPOSIT		\$225.85	
May 20	CCD COLUMBIARIVERFR MERC DEP EDI/EFT CCD+ CREDIT		\$497.45	
May 20	CCD CIGNA EDGE TRANS HCCLAIMPMT EDI/EFT CCD+ CREDIT		\$633.75	
May 20	CCD NORIDIAN WAORAK HCCLAIMPMT ACH DEPOSIT		\$38,133.16	
May 20	CCD iStream 4920003 Check 76048	(\$173.69)		\$793,415.58
May 21	EDI/EFT CCD+ CREDIT CCD AETNA AS01 HCCLAIMPMT		\$898.47	
May 21	EDI/EFT CTX CREDIT CTX 36 TREAS 310 MISC PAY		\$10,267.80	
May 21	ACH DEBIT PPD MCNULTY WATER UMS BILL	(\$38.00)		
May 21	Check 76016	(\$847.65)		
May 21	Check 76017	(\$5,690.02)		
May 21	Check 76022	(\$4,852.50)		
May 21	Check 76024	(\$317.65)		
May 21	Check 76029	(\$405.00)		
May 21	Check 76034	(\$175.00)		
May 21	Check 76036	(\$1,792.20)		
May 21	Check 76037	(\$4,733.60)		
May 21	Check 76042	(\$511.70)		
May 21	Check 76047	(\$166.86)		
May 21	Check 76050	(\$2,076.89)		
May 21	Check 76055	(\$320.16)		\$782,654.62
May 22	EDI/EFT CCD+ CREDIT CCD AARP Supplementa HCCLAIMPMT		\$159.81	
May 22	EDI/EFT CCD+ CREDIT CCD MERCHANT SERVICE MERCH DEP		\$617.70	
May 22	EDI/EFT CTX CREDIT CTX 36 TREAS 310 MISC PAY		\$2,453.10	
May 22	Check 76018	(\$60.00)		
May 22	Check 76019	(\$600.00)		
May 22	Check 76020	(\$35,053.28)		
May 22	Check 76028	(\$1,281.89)		
May 22	Check 76033	(\$8,465.00)		
May 22	Check 76035	(\$67,117.50)		
May 22	Check 76040	(\$12,129.30)		
May 22	Check 76054	(\$37.65)		

CONTINUED ON NEXT PAGE



• **Monthly Activity Details (cont'd)**

Date	Transaction description	Withdrawal	Deposit	Balance
May 22	ACCT ANALYSIS SERV CHG	(\$187.04)		\$660,953.57
May 26	EDI/EFT CCD+ CREDIT		\$25.74	
May 26	CCD MERCHANT SERVICE MERCH DEP			
May 26	EDI/EFT CTX CREDIT		\$335.00	
May 26	CTX 36 TREAS 310 MISC PAY			
May 26	EDI/EFT CCD+ CREDIT		\$5,856.59	
May 26	CCD Regence BCBCO HCCLAIMPMT			
May 26	EDI/EFT CCD+ CREDIT		\$10,613.32	
May 26	CCD NORIDIAN WAORAK HCCLAIMPMT			
May 26	ACH DEBIT	(\$224.88)		
May 26	TEL CANON PAYMENT			
May 26	Check 76014	(\$30.19)		
May 26	Check 76015	(\$1,021.50)		
May 26	Check 76023	(\$22,896.83)		
May 26	Check 76026	(\$2,137.95)		
May 26	Check 76027	(\$2,131.28)		
May 26	Check 76030	(\$8,079.00)		
May 26	Check 76031	(\$25.49)		
May 26	Check 76032	(\$500.00)		
May 26	Check 76038	(\$312.69)		
May 26	Check 76039	(\$32,963.56)		
May 26	Check 76043	(\$2,095.00)		
May 26	Check 76045	(\$15,692.98)		
May 26	Check 76046	(\$3,972.58)		
May 26	Check 76049	(\$277.26)		
May 26	Check 76051	(\$3,950.22)		
May 26	Check 76052	(\$119.23)		
May 26	Check 76053	(\$5,290.37)		
May 26	Check 76056	(\$6,682.81)		
May 26	Check 76057	(\$653.60)		\$568,726.80
May 27	EDI/EFT CCD+ CREDIT		\$4,704.55	
May 27	CCD OR DHS HP MMIS HCCLAIMPMT			
May 27	ACH DEPOSIT		\$31,678.81	
May 27	CCD iStream 4920003			
May 27	ACH DEBIT	(\$173.95)		
May 27	CCD BENEFITHELP SOLU DEBCARDTX			
May 27	ACH DEBIT	(\$1,063.15)		\$603,873.06
May 28	WEB NEW HORIZONS COM PURCHASE			
May 28	EDI/EFT CCD+ CREDIT		\$781.24	
May 28	CCD AARP Supplementa HCCLAIMPMT			
May 28	EDI/EFT CCD+ CREDIT		\$2,043.04	
May 28	CCD UnitedHealthcare HCCLAIMPMT			
May 28	TELLER DEPOSIT		\$3,701.91	
May 28	ACH DEBIT	(\$23,623.45)		
May 28	CCD EMPLOYER CONTRB PERS CNTRB			
May 28	ACH DEBIT	(\$104,009.59)		
May 28	CCD EMPLOYER CONTRB PERS CNTRB			
May 28	Check 76025	(\$1,531.96)		\$481,234.25

CONTINUED ON NEXT PAGE



• **Monthly Activity Details (cont'd)**

Date	Transaction description	Withdrawal	Deposit	Balance
May 29	EDI/EFT CTX CREDIT CTX 36 TREAS 310 MISC PAY		\$161.68	
May 29	EDI/EFT CCD+ CREDIT CCD NORIDIAN WAORAK HCCLAIMPMT		\$1,880.06	
May 29	ACH DEBIT PPD Penserv Plan Ser PenServ PI	(\$950.00)		
May 29	ACH DEBIT PPD NATIONWIDE PAYMENTS	(\$9,327.08)		
May 29	ACH DEBIT CCD HRA VEBA WITHDRAWAL	(\$12,166.51)		
May 29	Check 76021	(\$1,460.00)		\$459,372.40
	<b>ENDING BALANCE</b>			<b>\$459,372.40</b>

• **Checks in Serial Number Order**

Date	Serial Number	Amount	Date	Serial Number	Amount
May 08	75986	\$2,450.80	May 21	76034	\$175.00
May 15	75999 *	\$166.70	May 22	76035	\$67,117.50
May 18	76005 *	\$19,125.15	May 21	76036	\$1,792.20
May 26	76014 *	\$30.19	May 21	76037	\$4,733.60
May 26	76015	\$1,021.50	May 26	76038	\$312.69
May 21	76016	\$847.65	May 26	76039	\$32,963.56
May 21	76017	\$5,690.02	May 22	76040	\$12,129.30
May 22	76018	\$60.00	May 21	76042 *	\$511.70
May 22	76019	\$600.00	May 26	76043	\$2,095.00
May 22	76020	\$35,053.28	May 26	76045 *	\$15,692.98
May 29	76021	\$1,460.00	May 26	76046	\$3,972.58
May 21	76022	\$4,852.50	May 21	76047	\$166.86
May 26	76023	\$22,896.83	May 20	76048	\$173.69
May 21	76024	\$317.65	May 26	76049	\$277.26
May 28	76025	\$1,531.96	May 21	76050	\$2,076.89
May 26	76026	\$2,137.95	May 26	76051	\$3,950.22
May 26	76027	\$2,131.28	May 26	76052	\$119.23
May 22	76028	\$1,281.89	May 26	76053	\$5,290.37
May 21	76029	\$405.00	May 22	76054	\$37.65
May 26	76030	\$8,079.00	May 21	76055	\$320.16
May 26	76031	\$25.49	May 26	76056	\$6,682.81
May 26	76032	\$500.00	May 26	76057	\$653.60
May 22	76033	\$8,465.00			

\* Indicates a skip in sequence

# Columbia River Fire & Rescue

## Bank Check Register Report - General Checking

Transaction Number	Source	Transaction Type	Transaction Date	Reference	Deposits	Payments	Total	Post Date	Status
76014	Accounts Payable	Computer Check	05/18/2026	Ace Hardware	\$0.00	\$30.19	(\$30.19)	05/18/2026	Outstanding
76015	Accounts Payable	Computer Check	05/18/2026	Airgas Nor Pac	\$0.00	\$1,021.50	(\$1,051.69)	05/18/2026	Outstanding
76016	Accounts Payable	Computer Check	05/18/2026	Amazon Capital Services	\$0.00	\$847.65	(\$1,899.34)	05/18/2026	Outstanding
76017	Accounts Payable	Computer Check	05/18/2026	Centerlogic Inc	\$0.00	\$5,690.02	(\$7,589.36)	05/18/2026	Outstanding
76018	Accounts Payable	Computer Check	05/18/2026	CMG Oregon	\$0.00	\$60.00	(\$7,649.36)	05/18/2026	Outstanding
76019	Accounts Payable	Computer Check	05/18/2026	Timothy Hennigan	\$0.00	\$600.00	(\$8,249.36)	05/18/2026	Outstanding
76020	Accounts Payable	Computer Check	05/18/2026	Cummins NW	\$0.00	\$35,053.28	(\$43,302.64)	05/18/2026	Outstanding
76021	Accounts Payable	Computer Check	05/18/2026	EMS Technology Solutions LLC	\$0.00	\$1,460.00	(\$44,762.64)	05/18/2026	Outstanding
76022	Accounts Payable	Computer Check	05/18/2026	Eric Kytola, CPA	\$0.00	\$4,852.50	(\$49,615.14)	05/18/2026	Outstanding
76023	Accounts Payable	Computer Check	05/18/2026	ImageTrend	\$0.00	\$22,896.83	(\$72,511.97)	05/18/2026	Outstanding
76024	Accounts Payable	Computer Check	05/18/2026	Lawrence Oil Company	\$0.00	\$317.65	(\$72,829.62)	05/18/2026	Outstanding
76025	Accounts Payable	Computer Check	05/18/2026	Les Schwab Tires	\$0.00	\$1,531.96	(\$74,361.58)	05/18/2026	Outstanding
76026	Accounts Payable	Computer Check	05/18/2026	Life-Assist	\$0.00	\$2,137.95	(\$76,499.53)	05/18/2026	Outstanding
76027	Accounts Payable	Computer Check	05/18/2026	LN Curtis & Sons	\$0.00	\$2,131.28	(\$78,630.81)	05/18/2026	Outstanding
76028	Accounts Payable	Computer Check	05/18/2026	MES Services Company LLC	\$0.00	\$1,281.89	(\$79,912.70)	05/18/2026	Outstanding
76029	Accounts Payable	Computer Check	05/18/2026	Michael V. Tom, J.D.	\$0.00	\$405.00	(\$80,317.70)	05/18/2026	Outstanding
76030	Accounts Payable	Computer Check	05/18/2026	Miller Nash LLP	\$0.00	\$8,079.00	(\$88,396.70)	05/18/2026	Outstanding
76031	Accounts Payable	Computer Check	05/18/2026	O'Reilly Auto Parts	\$0.00	\$25.49	(\$88,422.19)	05/18/2026	Outstanding
76032	Accounts Payable	Computer Check	05/18/2026	Orkin	\$0.00	\$500.00	(\$88,922.19)	05/18/2026	Outstanding
76033	Accounts Payable	Computer Check	05/18/2026	RT Tile	\$0.00	\$8,465.00	(\$97,387.19)	05/18/2026	Outstanding
76034	Accounts Payable	Computer Check	05/18/2026	Scott Jorgensen	\$0.00	\$175.00	(\$97,562.19)	05/18/2026	Outstanding
76035	Accounts Payable	Computer Check	05/18/2026	Special Districts Insurance Servic	\$0.00	\$67,117.50	(\$164,679.69)	05/18/2026	Outstanding
76036	Accounts Payable	Computer Check	05/18/2026	Standard Insurance	\$0.00	\$1,792.20	(\$166,471.89)	05/18/2026	Outstanding
76037	Accounts Payable	Computer Check	05/18/2026	Standard Insurance	\$0.00	\$4,733.60	(\$171,205.49)	05/18/2026	Outstanding
76038	Accounts Payable	Computer Check	05/18/2026	Stericycle, Inc	\$0.00	\$312.69	(\$171,518.18)	05/18/2026	Outstanding
76039	Accounts Payable	Computer Check	05/18/2026	Stryker Medical	\$0.00	\$32,963.56	(\$204,481.74)	05/18/2026	Outstanding
76040	Accounts Payable	Computer Check	05/18/2026	Systems Design West, LLC	\$0.00	\$12,129.30	(\$216,611.04)	05/18/2026	Outstanding
76041	Accounts Payable	Computer Check	05/18/2026	TACTRON Inc	\$0.00	\$25.00	(\$216,636.04)	05/18/2026	Outstanding
76042	Accounts Payable	Computer Check	05/18/2026	TexCo	\$0.00	\$511.70	(\$217,147.74)	05/18/2026	Outstanding
76043	Accounts Payable	Computer Check	05/18/2026	UL LLC	\$0.00	\$2,095.00	(\$219,242.74)	05/18/2026	Outstanding
76044	Accounts Payable	Computer Check	05/18/2026	US Bank	\$0.00	\$30,400.00	(\$249,642.74)	05/18/2026	Outstanding
76045	Accounts Payable	Computer Check	05/18/2026	Wilcox & Flegel	\$0.00	\$15,692.98	(\$265,335.72)	05/18/2026	Outstanding
76046	Accounts Payable	Computer Check	05/18/2026	Witmer Public Safety Group, Inc.	\$0.00	\$3,972.58	(\$269,308.30)	05/18/2026	Outstanding
76047	Accounts Payable	Computer Check	05/18/2026	Amazon Capital Services	\$0.00	\$166.86	(\$269,475.16)	05/18/2026	Outstanding
76048	Accounts Payable	Computer Check	05/18/2026	Eric Smythe	\$0.00	\$173.69	(\$269,648.85)	05/18/2026	Outstanding
76049	Accounts Payable	Computer Check	05/18/2026	QUADIENT FINANCE USA, INC.	\$0.00	\$277.26	(\$269,926.11)	05/18/2026	Outstanding
76050	Accounts Payable	Computer Check	05/18/2026	Sunset Auto Parts, Inc	\$0.00	\$2,076.89	(\$272,003.00)	05/18/2026	Outstanding

# Columbia River Fire & Rescue

## Bank Check Register Report - General Checking

Transaction Number	Source	Transaction Type	Transaction Date	Reference	Deposits	Payments	Total	Post Date	Status
76051	Accounts Payable	Computer Check	05/18/2026	TruckPro, LLC	\$0.00	\$3,950.22	(\$275,953.22)	05/18/2026	Outstanding
76052	Accounts Payable	Computer Check	05/18/2026	True North Equipment Inc	\$0.00	\$119.23	(\$276,072.45)	05/18/2026	Outstanding
76053	Accounts Payable	Computer Check	05/18/2026	Wilcox & Flegel	\$0.00	\$5,290.37	(\$281,362.82)	05/18/2026	Outstanding
76054	Accounts Payable	Computer Check	05/18/2026	Woods Logging Supply	\$0.00	\$37.65	(\$281,400.47)	05/18/2026	Outstanding
76055	Accounts Payable	Computer Check	05/19/2026	Lawrence Oil Company	\$0.00	\$320.16	(\$281,720.63)	05/19/2026	Outstanding
76056	Accounts Payable	Computer Check	05/19/2026	Life-Assist	\$0.00	\$6,682.81	(\$288,403.44)	05/19/2026	Outstanding
76057	Accounts Payable	Computer Check	05/19/2026	LN Curtis & Sons	\$0.00	\$653.60	(\$289,057.04)	05/19/2026	Outstanding

### Summary by Transaction Type

<b>Total Deposits:</b>	<b>\$0.00</b>
Less Payments by Transaction Type:	
Computer Check	<b>(\$289,057.04)</b>
<b>Total Payments:</b>	<b>(\$289,057.04)</b>
Adjustments:	
Payment Adjustments	<b>\$0.00</b>
Deposit Adjustments	<b>\$0.00</b>
<b>Total Adjustments:</b>	<b>\$0.00</b>
<b>Total Change in Register Balance:</b>	<b>(\$289,057.04)</b>

# Columbia River Fire & Rescue

## Budget to Actual Status Report

Unaudited - Management Use Only

		Original Budget 07/01/2025 to 06/30/2026	Actuals 07/01/2025 to 06/30/2026	Variance	% Budget Remaining
<b>00 - General Fund</b>					
<b>Revenues</b>					
00-00-4000	BUDGETED - Beginning Fund Balance	\$2,262,045.00	\$0.00	\$2,262,045.00	(100%)
00-00-4001	Property Tax - Delinquent	\$183,000.00	\$123,453.27	\$59,546.73	(33%)
00-00-4005	Property Tax - Interest & Penalties	\$0.00	\$11,287.04	(\$11,287.04)	0%
00-00-4010	Property Tax - Current Year	\$8,993,000.00	\$8,869,177.77	\$123,822.23	(1%)
00-00-4020	Interest Earned	\$100,000.00	\$209,571.28	(\$109,571.28)	110%
00-00-4030	Donations & Grants	\$500.00	\$11,018.14	(\$10,518.14)	2,104%
00-00-4040	Ambulance Revenue	\$1,800,000.00	\$1,605,941.87	\$194,058.13	(11%)
00-00-4041	GEMT	\$350,000.00	\$214,901.70	\$135,098.30	(39%)
00-00-4060	Fire-Med Revenue	\$40,000.00	\$8,379.00	\$31,621.00	(79%)
00-00-4100	Address Sign Revenue	\$250.00	\$385.00	(\$135.00)	54%
00-00-4110	Sale of Equipment & Property	\$10,000.00	\$7,620.00	\$2,380.00	(24%)
00-00-4160	Fire Service Agreements	\$10,000.00	\$10,130.56	(\$130.56)	1%
00-00-4165	Fire Marshall Inspection Revenue	\$10,000.00	\$4,660.00	\$5,340.00	(53%)
00-00-4180	LBTC Rent/Lease Income	\$5,000.00	\$3,950.00	\$1,050.00	(21%)
00-00-4190	Insurance Refund	\$0.00	\$184,083.47	(\$184,083.47)	0%
00-00-4200	Miscellaneous Revenue	\$15,000.00	\$8,984.18	\$6,015.82	(40%)
00-00-4205	Fleet Maint Revenue	\$15,000.00	\$37,033.58	(\$22,033.58)	147%
00-00-4210	Public Records Request Revenue	\$200.00	\$310.00	(\$110.00)	55%
<b>Total Revenues</b>		<b>\$13,793,995.00</b>	<b>\$11,310,886.86</b>	<b>\$2,483,108.14</b>	<b>(18%)</b>
<b>Expenses</b>					
00-00-5144	Battalion Chief Shift Pay	\$127,752.00	\$0.00	\$127,752.00	100%
00-10-5000	Base Wages	\$4,422,061.00	\$2,936,391.05	\$1,485,669.95	34%
00-10-5100	Overtime	\$791,800.00	\$547,779.60	\$244,020.40	31%
00-10-5130	Acting Lieutenant	\$15,120.00	\$8,460.00	\$6,660.00	44%
00-10-5131	Field Training Officer	\$0.00	\$9,540.00	(\$9,540.00)	0%
00-10-5135	FLSA	\$20,000.00	\$26,480.04	(\$6,480.04)	(32%)
00-10-5144	Battalion Chief Shift Pay	\$0.00	\$107,450.00	(\$107,450.00)	0%
00-10-5145	EMT Differentials & Recertification	\$37,500.00	\$43,125.00	(\$5,625.00)	(15%)
00-10-5146	Mechanics On Call	\$14,440.00	\$10,764.39	\$3,675.61	25%
00-10-5155	Length of Service	\$0.00	\$320.00	(\$320.00)	0%
00-10-5165	Event	\$5,000.00	\$3,400.00	\$1,600.00	32%
00-10-5200	Payroll Tax Expense (Employer Paid Taxes)	\$483,009.00	\$330,450.93	\$152,558.07	32%
00-10-5205	PERS	\$1,179,279.00	\$1,164,833.29	\$14,445.71	1%
00-10-5210	Unemployment	\$12,500.00	\$15,047.61	(\$2,547.61)	(20%)
00-10-5215	Workers Compensation	\$278,585.00	\$267,928.79	\$10,656.21	4%
00-10-5220	Life Insurance	\$0.00	\$2,492.00	(\$2,492.00)	0%
00-10-5225	Medical Insurance	\$933,906.00	\$770,790.25	\$163,115.75	17%
00-10-5230	Disability Insurance	\$200,562.00	\$17,498.82	\$183,063.18	91%
00-10-5235	Employee Asst Program	\$1,669.00	\$4,000.00	(\$2,331.00)	(140%)

# Columbia River Fire & Rescue

## Budget to Actual Status Report

Unaudited - Management Use Only

		Original Budget	Actuals	Variance	% Budget Remaining
		07/01/2025 to 06/30/2026	07/01/2025 to 06/30/2026		
00-10-5245	HRA VEBA Contribution	\$164,000.00	\$194,505.10	(\$30,505.10)	(19%)
00-10-5250	Opt Out Medical Benefit	\$132,000.00	\$79,000.00	\$53,000.00	40%
00-10-5400	Sick Leave/Retirement Payout	\$100,000.00	\$0.00	\$100,000.00	100%
00-10-5405	Vacation & FH Payout	\$50,000.00	\$5,893.70	\$44,106.30	88%
00-20-6001	Vehicle Maintenance Parts (CRFR)	\$130,000.00	\$147,034.06	(\$17,034.06)	(13%)
00-20-6002	Vehicle Maintenance Parts (Outside Work)	\$20,000.00	\$21,336.63	(\$1,336.63)	(7%)
00-20-6003	Apparatus Fuel & Lubricants	\$108,000.00	\$95,492.46	\$12,507.54	12%
00-20-6004	Building Services / Maint.	\$39,200.00	\$38,354.24	\$845.76	2%
00-20-6015	Utilities	\$150,000.00	\$127,463.09	\$22,536.91	15%
00-20-6019	Postage & Shipping	\$500.00	\$505.98	(\$5.98)	(1%)
00-20-6020	Administrative Fees	\$1,000.00	\$0.00	\$1,000.00	100%
00-20-6021	Office Supplies	\$5,000.00	\$2,591.20	\$2,408.80	48%
00-20-6022	Memberships / Subscriptions	\$40,000.00	\$24,903.60	\$15,096.40	38%
00-20-6023	Professional Licenses	\$10,500.00	\$14,125.29	(\$3,625.29)	(35%)
00-20-6024	Noncapital Furniture & Equip	\$3,000.00	\$1,235.00	\$1,765.00	59%
00-20-6025	Training / Education	\$50,000.00	\$21,104.27	\$28,895.73	58%
00-20-6026	Travel / Per Diem	\$10,600.00	\$1,827.56	\$8,772.44	83%
00-20-6027	IT Subscription Based Software	\$22,500.00	\$25,136.46	(\$2,636.46)	(12%)
00-20-6028	IT Services	\$106,000.00	\$90,234.60	\$15,765.40	15%
00-20-6029	IT Hardware	\$6,000.00	\$4,923.20	\$1,076.80	18%
00-20-6030	Personal Protective Equipment	\$61,000.00	\$32,978.67	\$28,021.33	46%
00-20-6031	Uniforms	\$35,000.00	\$24,087.26	\$10,912.74	31%
00-20-6034	Supplies	\$13,000.00	\$3,960.91	\$9,039.09	70%
00-20-6035	Bank Charges & Merchant Fees	\$5,000.00	\$6,060.32	(\$1,060.32)	(21%)
00-20-6041	Background Checks	\$5,000.00	\$7,413.10	(\$2,413.10)	(48%)
00-20-6042	Medical Physicals	\$42,000.00	\$27,248.00	\$14,752.00	35%
00-20-6045	Firefighting Equipment	\$20,000.00	\$24,615.07	(\$4,615.07)	(23%)
00-20-6049	Biohazard Disposal Fees	\$7,000.00	\$8,364.23	(\$1,364.23)	(19%)
00-20-6050	Medical Supplies & Pharmaceuticals	\$174,500.00	\$150,706.11	\$23,793.89	14%
00-20-6100	Radio Equipment	\$20,000.00	\$810.82	\$19,189.18	96%
00-20-6106	Professional Services	\$75,000.00	\$45,355.30	\$29,644.70	40%
00-20-6115	District Mapping/Address Signs	\$1,500.00	\$0.00	\$1,500.00	100%
00-20-6205	Fire Investigations	\$1,000.00	(\$260.00)	\$1,260.00	126%
00-20-6210	Public Education	\$5,000.00	\$408.89	\$4,591.11	92%
00-20-6900	Miscellaneous Expenses	\$1,000.00	\$1,634.17	(\$634.17)	(63%)
00-20-7005	Legal Services	\$190,000.00	\$54,741.30	\$135,258.70	71%
00-20-7035	Apparatus Testing	\$12,000.00	\$0.00	\$12,000.00	100%
00-30-7000	Contractual Svcs - Audit	\$25,000.00	\$24,000.00	\$1,000.00	4%
00-30-7010	Contractual Svcs - Service Contracts	\$125,000.00	\$136,585.90	(\$11,585.90)	(9%)
00-30-7030	Contractual Svcs- District Physician Advisor	\$35,000.00	\$25,107.60	\$9,892.40	28%
00-30-7045	Fairgrounds Lease	\$100.00	\$100.00	\$0.00	0%
00-30-7050	Contractual Svcs - Liability Insurance	\$150,000.00	\$156,237.00	(\$6,237.00)	(4%)
00-30-7060	Contractual Svcs - Civil Service	\$1,750.00	\$1,000.00	\$750.00	43%
00-30-7065	GEMT Fees & Match	\$65,000.00	\$76,419.16	(\$11,419.16)	(18%)

# Columbia River Fire & Rescue

## Budget to Actual Status Report

Unaudited - Management Use Only

		Original Budget	Actuals		
		07/01/2025 to 06/30/2026	07/01/2025 to 06/30/2026	Variance	% Budget Remaining
00-40-8010	Capital Outlay - Equipment	\$0.00	\$272.00	(\$272.00)	0%
00-50-9000	Debt Service Principal	\$140,000.00	\$224,879.20	(\$84,879.20)	(61%)
00-50-9005	Debt Service Interest	\$50,000.00	\$76,701.00	(\$26,701.00)	(53%)
00-50-9500	Contingency Funds	\$500,000.00	\$0.00	\$500,000.00	100%
00-50-9510	Unappropriated Ending Fund Balance	\$2,327,662.00	\$0.00	\$2,327,662.00	100%
00-50-9999	Transfer Out	\$35,000.00	\$0.00	\$35,000.00	100%
<b>Total Expenses</b>		<b>\$13,793,995.00</b>	<b>\$8,271,844.22</b>	<b>\$5,522,150.78</b>	<b>40%</b>
 <b>NET SURPLUS/(DEFICIT)</b>		 <b>\$0.00</b>	 <b>\$3,039,042.64</b>	 <b>(\$3,039,042.64)</b>	 <b>0%</b>

# Columbia River Fire & Rescue

## Budget to Actual Status Report

Unaudited - Management Use Only

		Original Budget	Actuals	Variance	% Budget Remaining
		07/01/2025 to 06/30/2026	07/01/2025 to 06/30/2026		
<b>08 - Grants Fund (Special Revenue)</b>					
<b>Revenues</b>					
08-00-4030	Donations & Grants-Special Revenue	\$15,000.00	\$50.00	\$14,950.00	(100%)
<b>Total Revenues</b>		<b>\$15,000.00</b>	<b>\$50.00</b>	<b>\$14,950.00</b>	<b>(100%)</b>
<b>Expenses</b>					
08-20-6025	Training & Travel	\$15,000.00	\$0.00	\$15,000.00	100%
<b>Total Expenses</b>		<b>\$15,000.00</b>	<b>\$0.00</b>	<b>\$15,000.00</b>	<b>100%</b>
<b>NET SURPLUS/(DEFICIT)</b>		<b>\$0.00</b>	<b>\$50.00</b>	<b>(\$50.00)</b>	<b>0%</b>

# Columbia River Fire & Rescue

## Budget to Actual Status Report

Unaudited - Management Use Only

		Original Budget	Actuals	Variance	% Budget Remaining
		07/01/2025 to 06/30/2026	07/01/2025 to 06/30/2026		
<b>10 - Capital Fund</b>					
<b>Revenues</b>					
10-00-4000	BUDGETED - Beginning Fund Balance	\$420,000.00	\$0.00	\$420,000.00	(100%)
10-00-4020	Interest Earned	\$5,000.00	\$0.00	\$5,000.00	(100%)
10-00-4999	Transfers In	\$35,000.00	\$0.00	\$35,000.00	(100%)
<b>Total Revenues</b>		<b>\$460,000.00</b>	<b>\$0.00</b>	<b>\$460,000.00</b>	<b>(100%)</b>
<b>Expenses</b>					
10-40-8005	Capital Outlay - Building Improvements	\$62,690.00	\$68,517.64	(\$5,827.64)	(9%)
10-40-8010	Capital Outlay - Equipment	\$88,500.00	\$72,382.56	\$16,117.44	18%
10-40-8015	Capital Outlay - Apparatus	\$300,000.00	\$407,436.00	(\$107,436.00)	(36%)
10-50-9505	Reserved for Future Expenditures	\$8,810.00	\$0.00	\$8,810.00	100%
<b>Total Expenses</b>		<b>\$460,000.00</b>	<b>\$548,336.20</b>	<b>(\$88,336.20)</b>	<b>(19%)</b>
<b>NET SURPLUS/(DEFICIT)</b>		<b>\$0.00</b>	<b>(\$548,336.20)</b>	<b>\$548,336.20</b>	<b>0%</b>

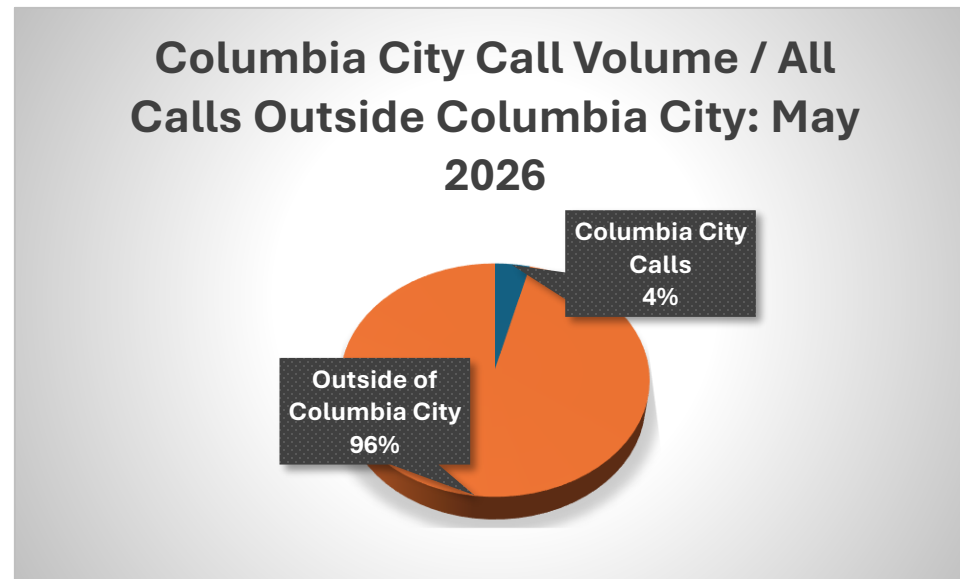
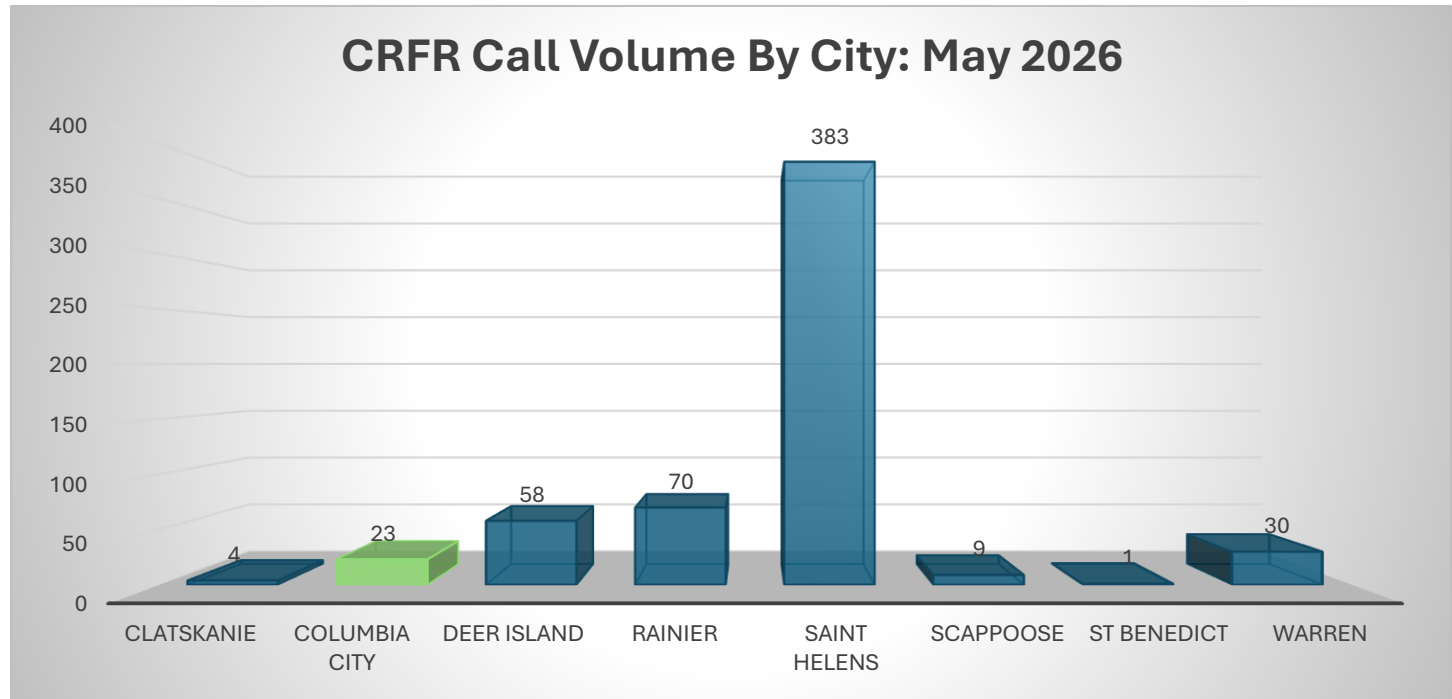
# Columbia City Call Volume Report



May 2026

# May 2026

City	Calls
CLATSKANIE	4
COLUMBIA CITY	23
DEER ISLAND	58
RAINIER	70
Saint Helens	383
SCAPPOOSE	9
ST BENEDICT	1
WARREN	30
Total	578



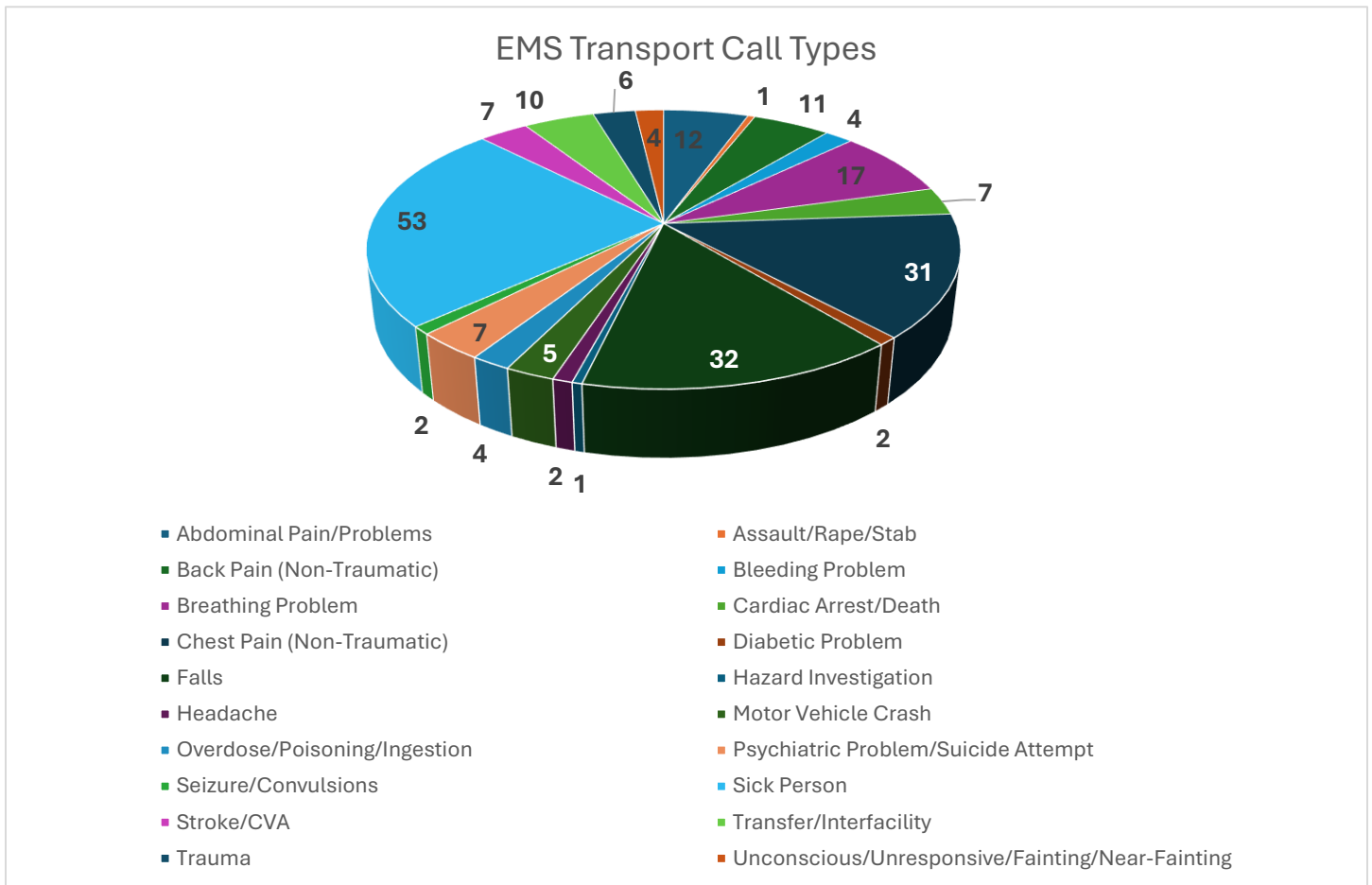
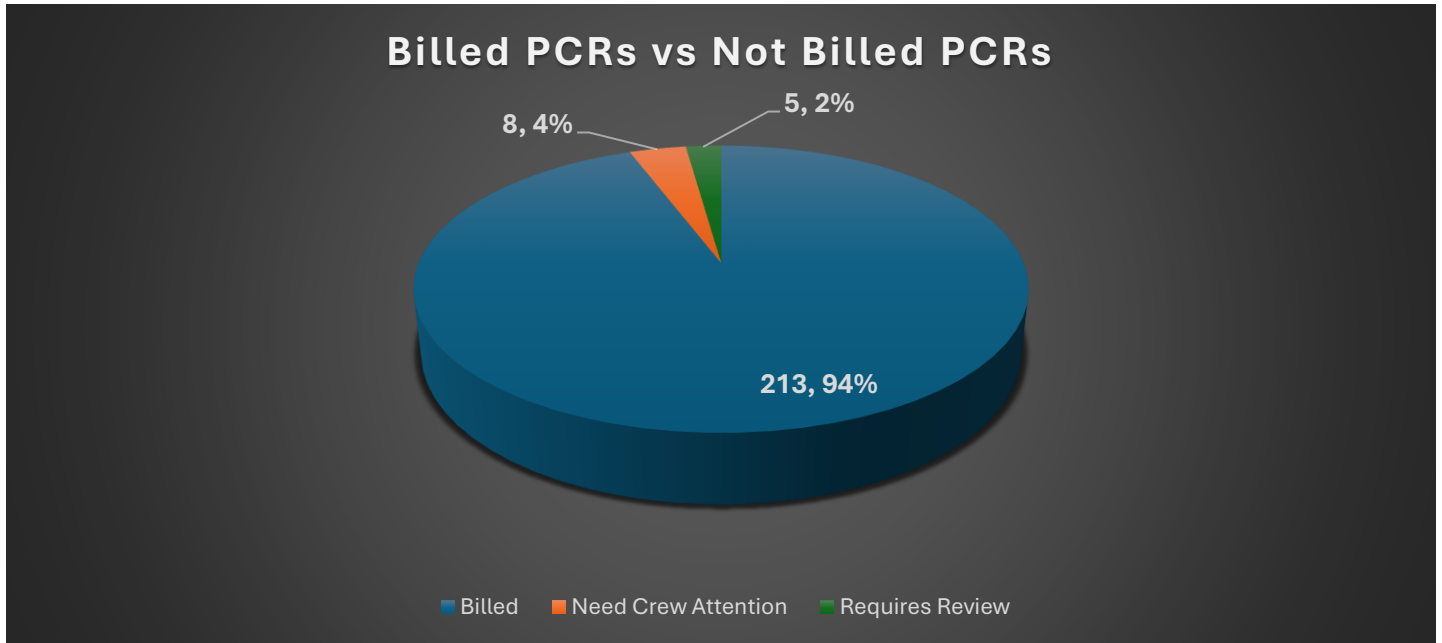
# QA/CQI Transport Report



JUNE 2026

# QA / CQI Agency Overview of Patient Transports

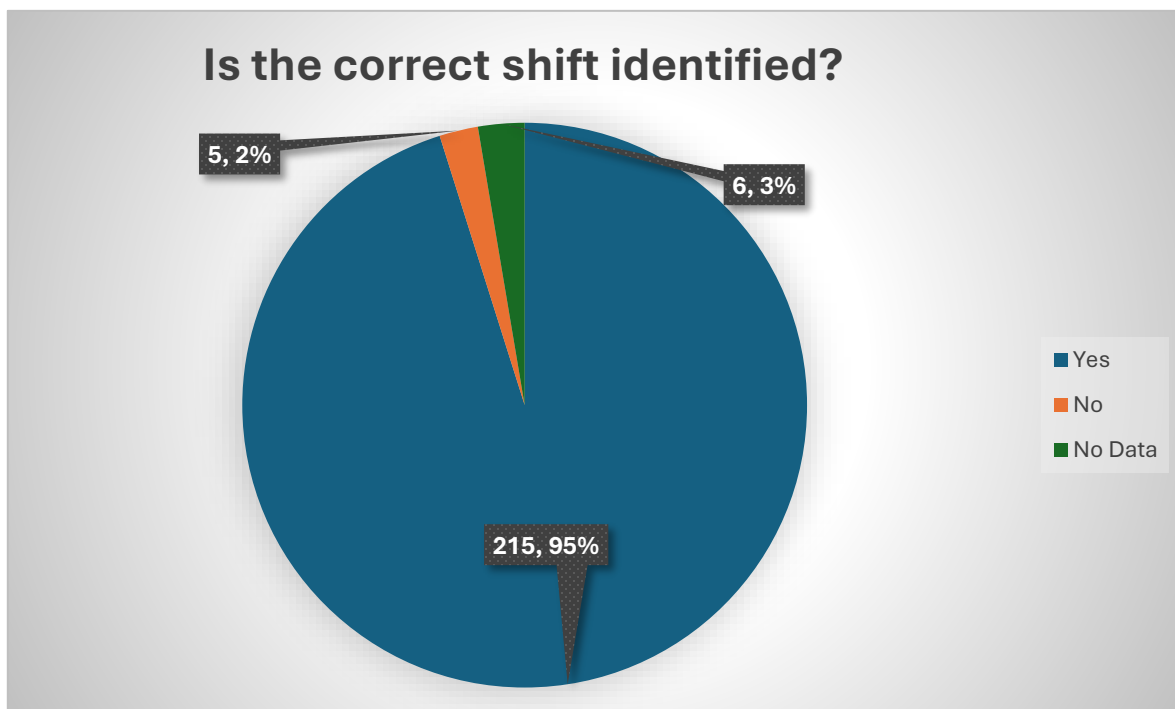
During **May 2026**, Columbia River Fire and Rescue responded to **226** EMS calls that received a disposition of “Patient Treated and Transported by this EMS Unit.” At the time of this review, the following status is recorded: **213** of these transports reflect “**Billed**”; **5** of them show “**Requires Review**”; **8** of them show “**Need Crew Attention**”. **1** of the reports reflecting “**Billed**” has no data provided to evidence that the submitted PCR had been reviewed.



## QA / CQI Agency Overview of Patient Transports

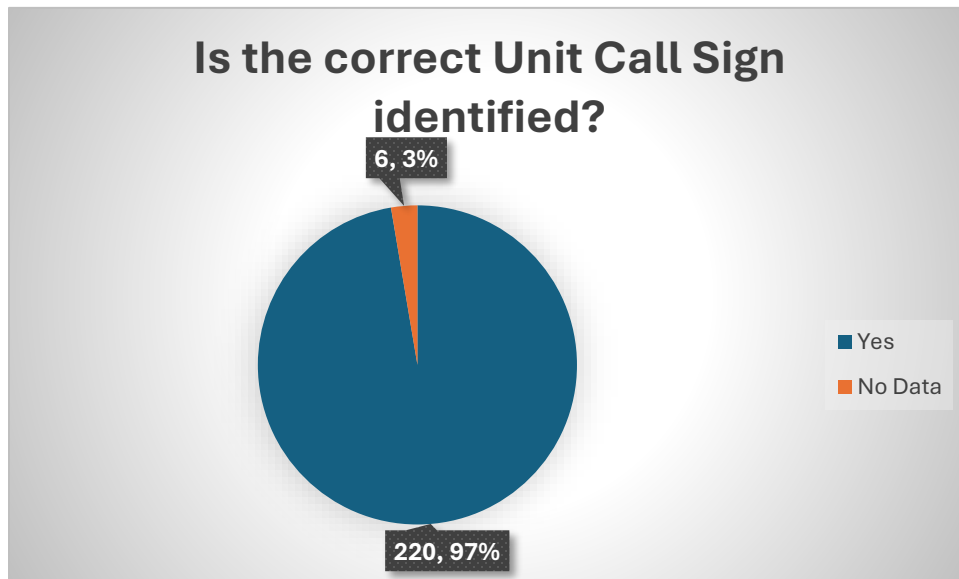
There are 14 specific elements of the documentation that are being represented in this report:

1. Is the correct shift identified?
2. Is the correct unit call sign identified?
3. Is the mileage documented (Including tenths of a mile)?
4. Was the patient's mailing address confirmed?
5. If the patient is complaining of pain, is the pain scale recorded?
6. If this is a septic type patient, is the patient's temperature recorded?
7. Are protocols used correctly documented? (Preferably two listed)
8. Was the initial position / situation in which the patient was discovered documented?
9. Is the patient's preferred gender identity and pronouns consistent throughout the PCR?
10. Is the narrative free from obvious grammatical and spelling errors?
11. If an ECG was performed, is it attached to the report with a documented interpretation?
12. Were all required signatures included on the report? Is the "typed name" present with date and time stamp?
13. If all required signatures are not present, is there an explanation provided by the author?
14. Are all appropriate attachments (i.e. Facesheets, ECG, Worksheets) attached to the report?

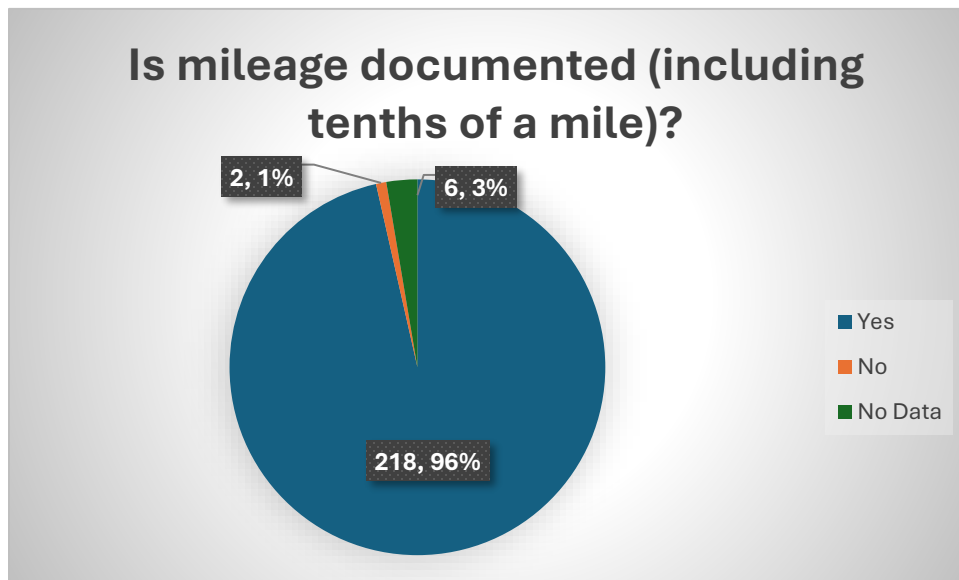


- The correct shift was identified on the PCR **95%** of the time.
- **2%** (5) of the reviewed PCRs were found to have the wrong shift documented.
- **3%** (6) of the PCRs reviewed for this month reflect that this data is not available.

## QA / CQI Agency Overview of Patient Transports

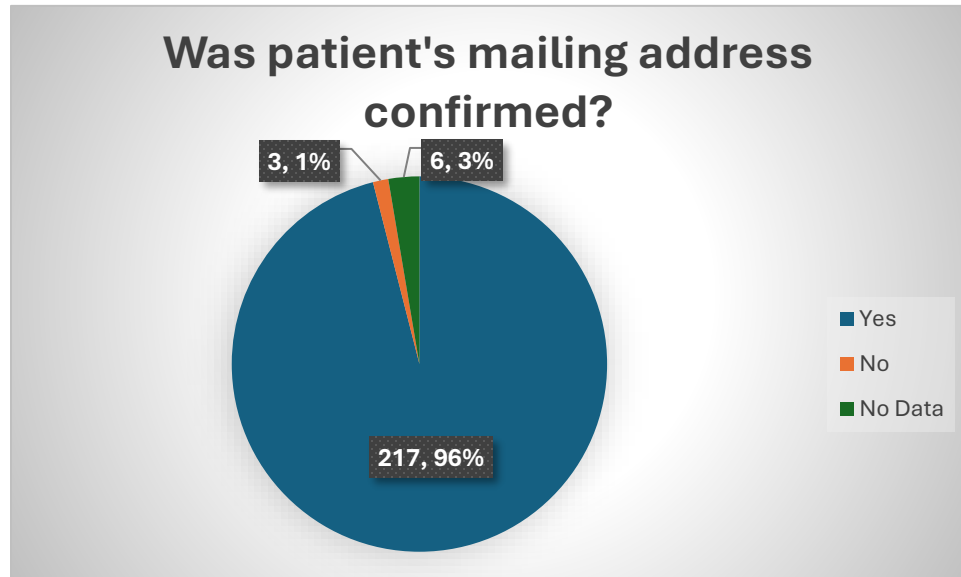


- The correct unit call sign was identified in the PCR **97%** of the time.
- **3%** (6) of the PCRs reviewed for this month reflect that this data is not available.

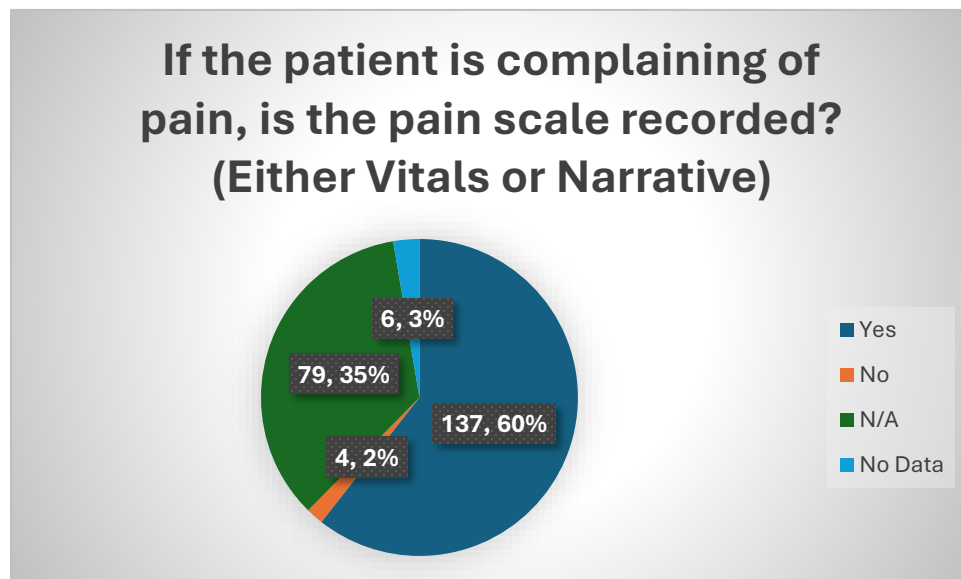


- Mileage was documented correctly **96%** of the time.
- **1%** (2) of the reviewed PCRs reflected that the reviewer found the mileage was not correctly documented
- **3%** (6) of the PCRs reviewed for this month reflect that this data is not available.

## QA / CQI Agency Overview of Patient Transports

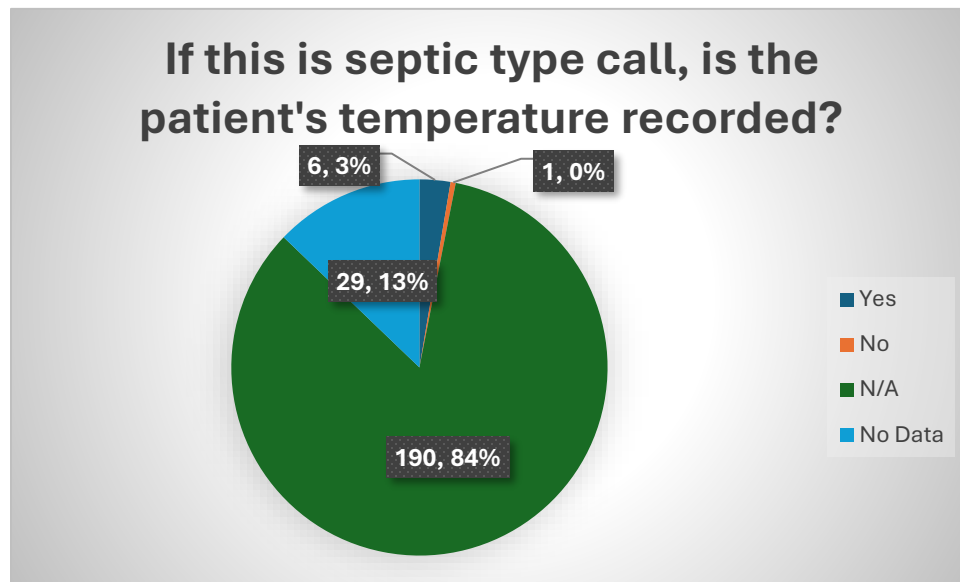


- Patient's mailing address was documented correctly **96%** of the time.
- **1%** (3) of the reviewed PCRs were found to have mileage incorrectly documented.
- **3%** (6) of the PCRs reviewed for this month reflect that this data is not available.

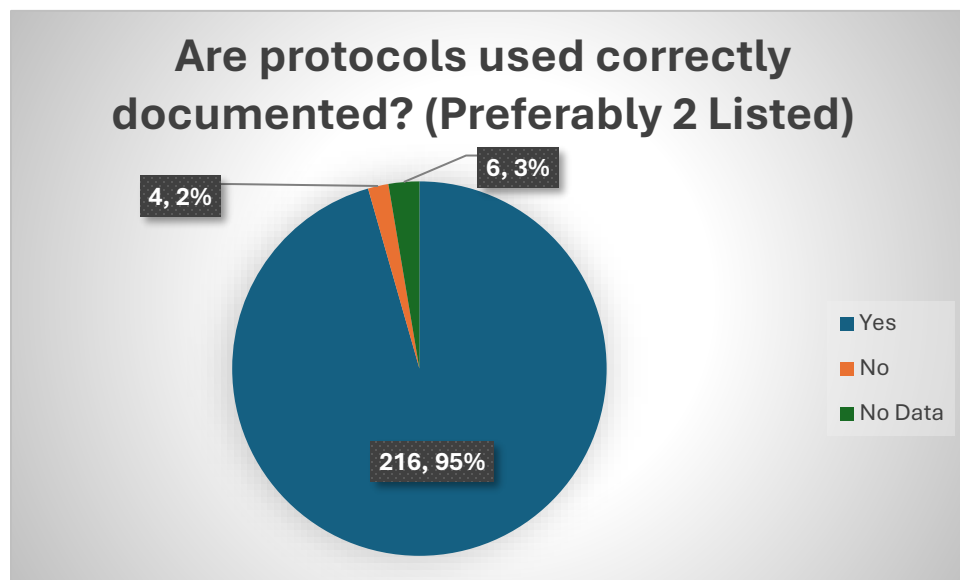


- Patient pain was documented correctly **60%** of the time.
- **2%** (4) of the reviewed PCRs were found to have patient's pain incorrectly documented.
- **35%** (79) of the reviewed PCRs reflected that the patient was not complaining of pain.
- **3%** (6) of the PCRs reviewed for this month reflect that this data is not available.

## QA / CQI Agency Overview of Patient Transports

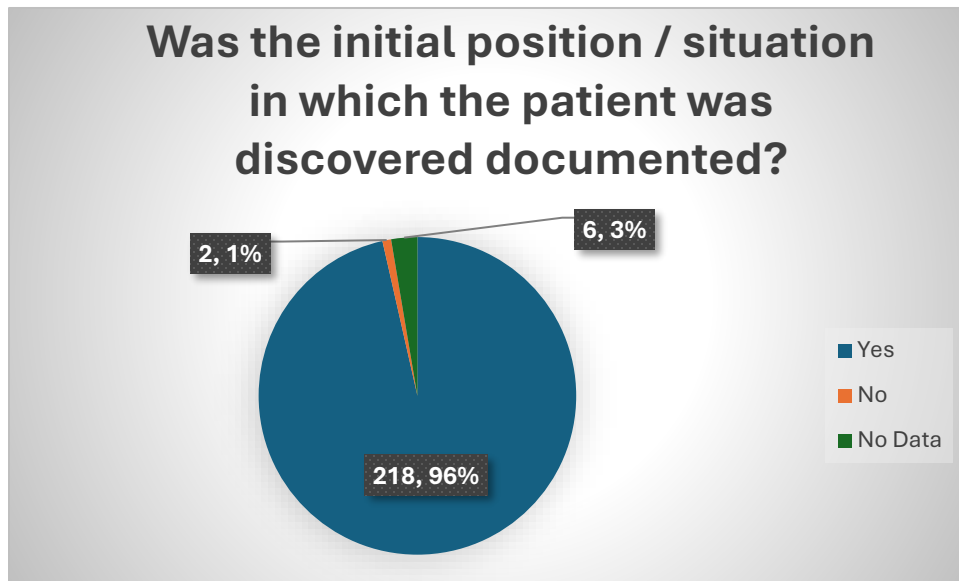


- Of the currently reviewed PCRAs for April, **3%** (6) of the PCRS indicated temperature was appropriately documented for a “septic type patient”.
- This data point was not applicable in **84%** of the PCRs reviewed.
- **1** of the PCRs reviewed reflect the patient’s temperature is not recorded
- **13%** (29) of the PCRs reviewed for this month reflect that this data is not available.

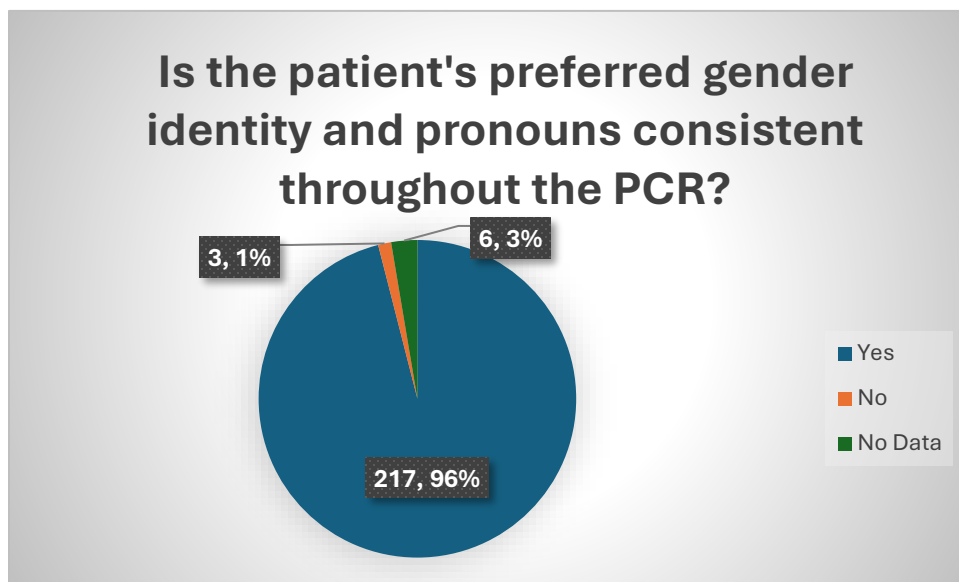


- Protocols were found to be correctly documented **95%** of the time.
- **2%** (4) of the PCRs reviewed did not have the protocols correctly documented.
- **3%** (6) of the PCRs reviewed for this month reflect that this data is not available.

## QA / CQI Agency Overview of Patient Transports

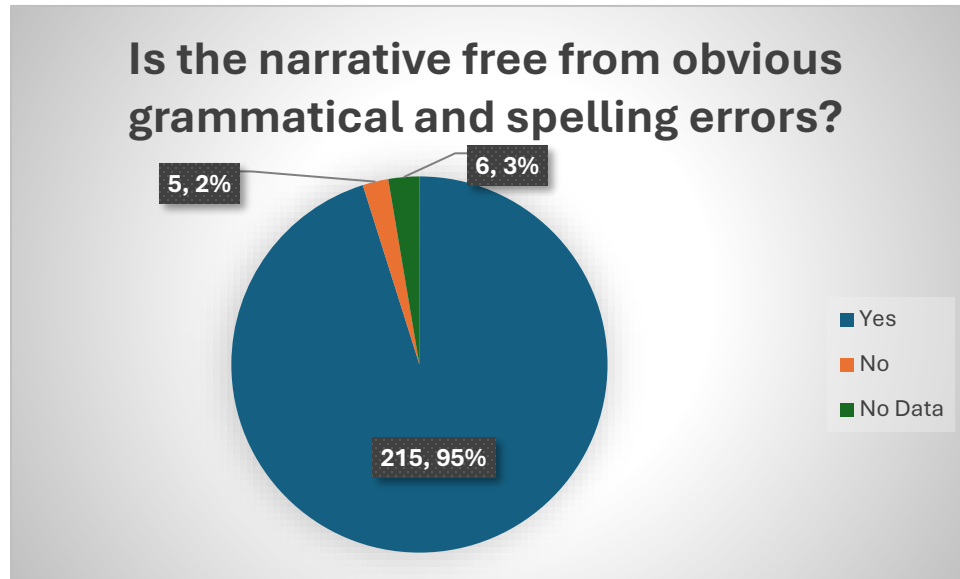


- **96%** of the PCRs reviewed reflect the initial position and situation was documented.
- **1%** (2) of the PCRs reviewed reflect the initial position and situation was not documented.
- **3%** (6) of the PCRs reviewed for this month reflect that this data is not available.

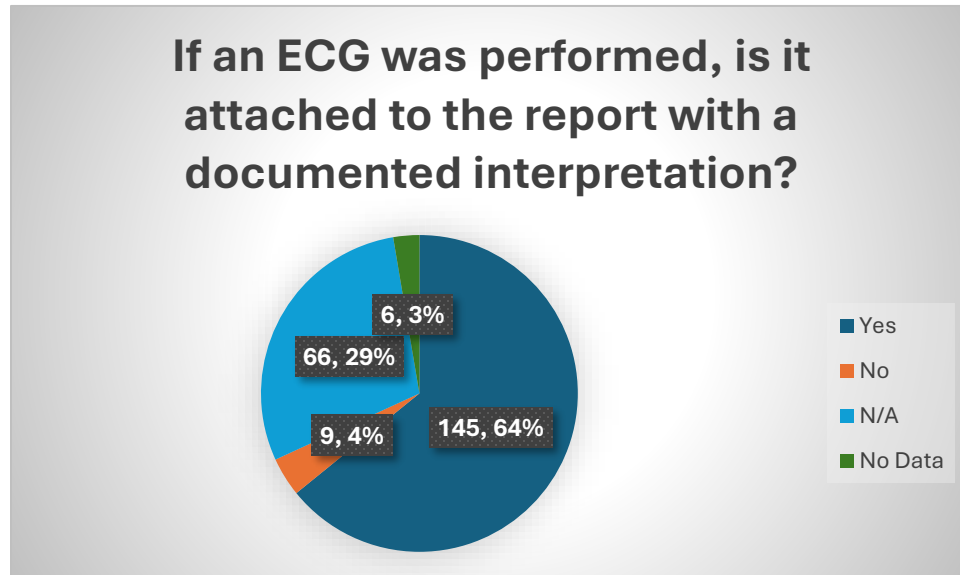


- **96%** of the PCRs reviewed reflect the patient's preferred gender identity was documented.
- **1%** (3) of the PCRs reviewed reflect the patient's preferred gender identity was not documented consistently.
- **3%** (6) of the PCRs reviewed for this month reflect that this data is not available.

## QA / CQI Agency Overview of Patient Transports

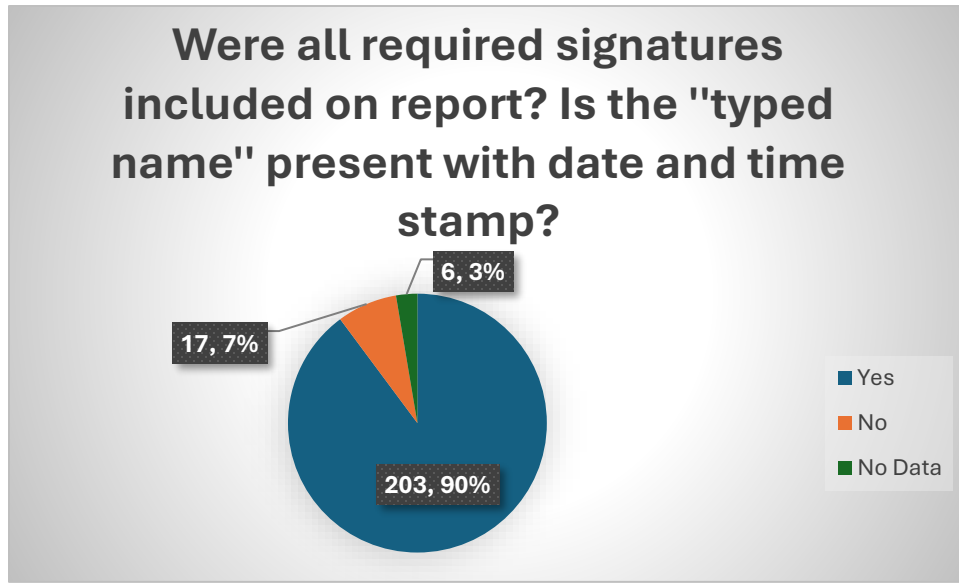


- **2%** (5) of the PCRs reviewed reflect that the narrative was noted to have obvious grammatical and spelling errors.
- **3%** (6) of the PCRs reviewed for this month reflect that this data is not available.

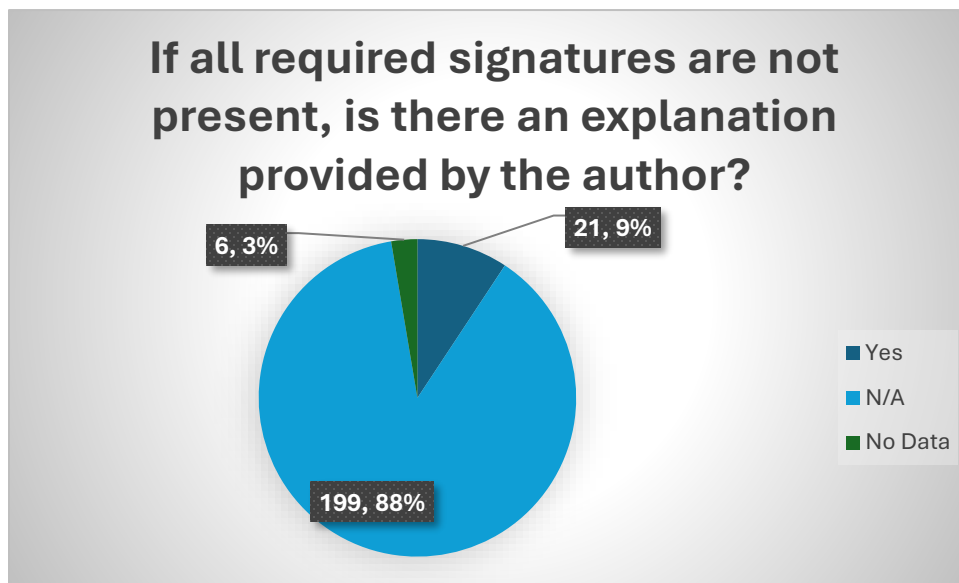


- **64%** of the time, an ECG was attached and appropriately documented.
- **4%** (9) of the PCRs were found to not have the ECG appropriately documented (unknown whether the ECG was not attached or if an interpretation was missing)
- **29%** (66) of the PCRs reviewed reflect that an ECG was not performed
- **3%** (6) of the PCRs reviewed for this month reflect that this data is not available.

## QA / CQI Agency Overview of Patient Transports



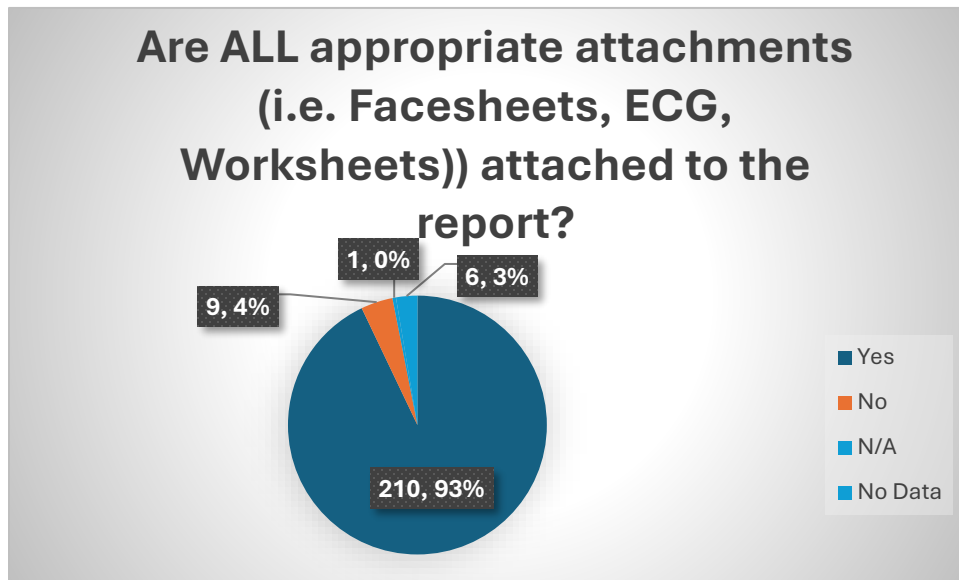
- **90%** of the PCRs reviewed were found to have the appropriate signatures.
- **7%** (17) of the PCRs reviewed were found to have identified incorrect signatures.
- **3%** (6) of the PCRs reviewed for this month reflect that this data is not available.



- **88%** (199) of the PCRs reviewed indicate that this data point was not applicable, which indicates that the appropriate signatures were collected by the PCR author.
- **9%** (21) of the PCRs reviewed indicate that the author provided an explanation for missing signatures.
- **3%** (6) of the PCRs reviewed for this month reflect that this data is not available.

## QA / CQI Agency Overview of Patient Transports

---



- **93%** of the time, appropriate attachments were found to be present with the PCR
- **4%** (9) of the PCRs reviewed reflected incorrect or missing attachments
- **1** of the reviewed PCRs reflect that the reviewer found attachments to be Not Applicable
- **3%** (6) of the PCRs reviewed for this month reflect that this data is not available.

# Monthly Report

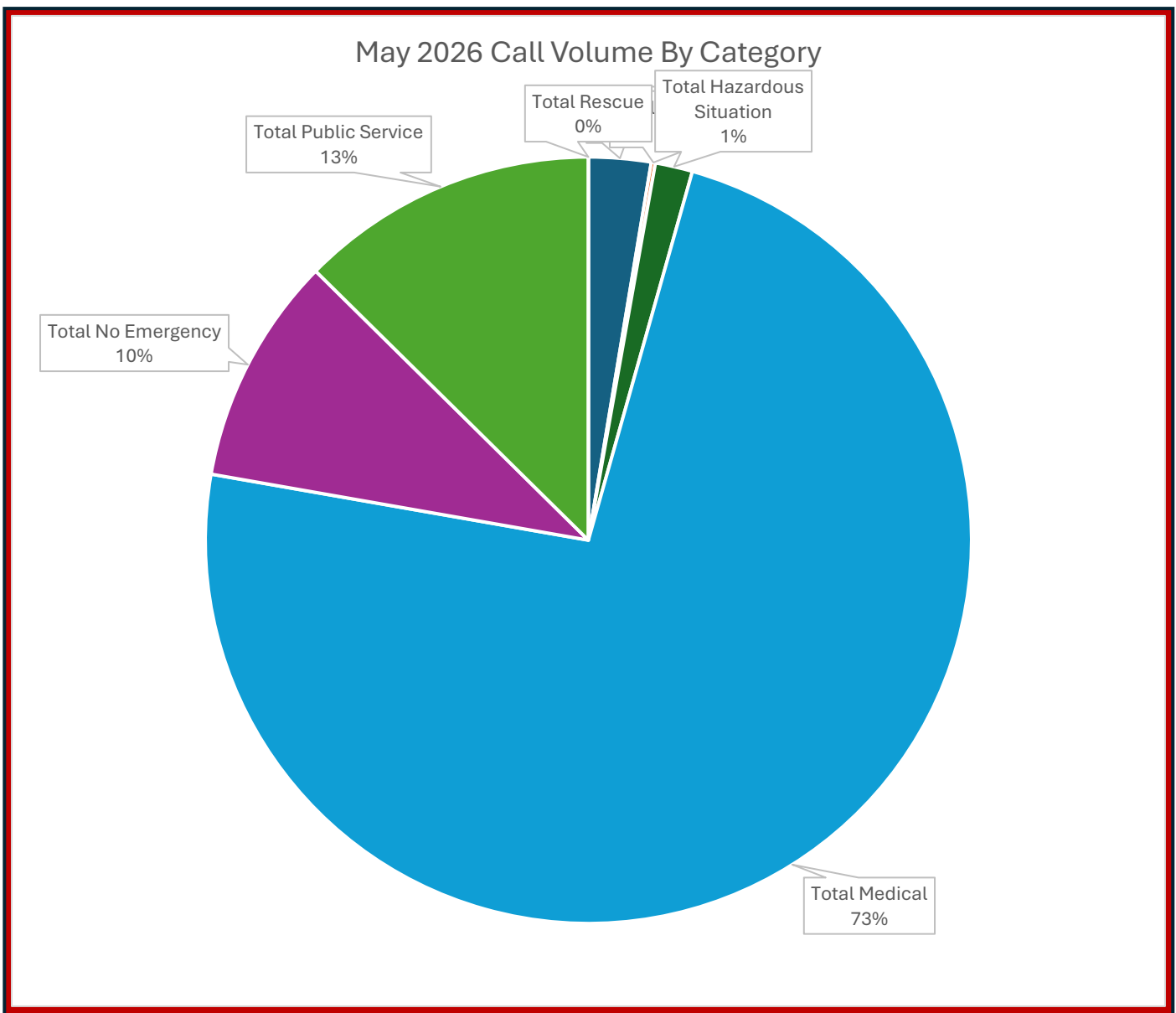


MAY 2026

# OPERATIONS

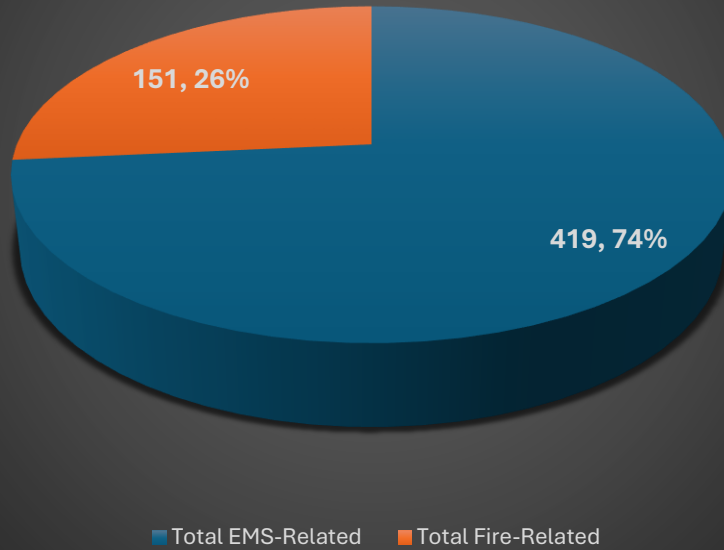
During **May 2026**, Columbia River Fire & Rescue has responded to **570** calls for service, which is **52** more calls than this same period in 2025. **419** of those calls were **EMS-Related** and **151** were **Non-Medical Fire-Related** calls. The ratio of EMS to Fire calls is **74%** and **26%**, respectively. These **570** total Fire and EMS calls for **May 2026** had a total of **1067** apparatus responses, spending approximately **855.36** hours of time dedicated to calls.

Of the **410** patients cared for in **May 2026**, **218** were transported by ambulance.

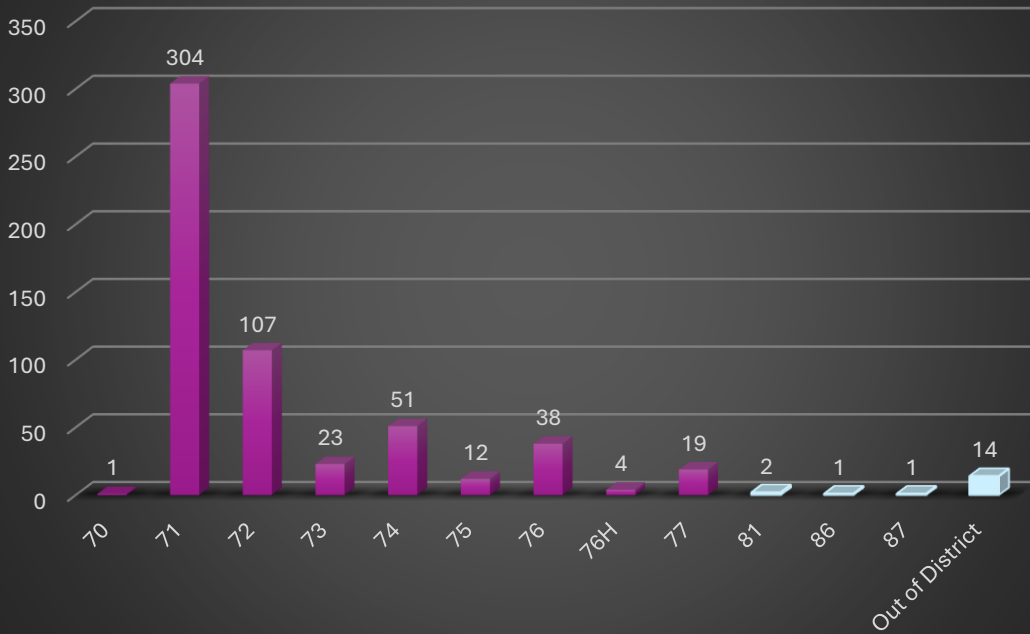


# OPERATIONS

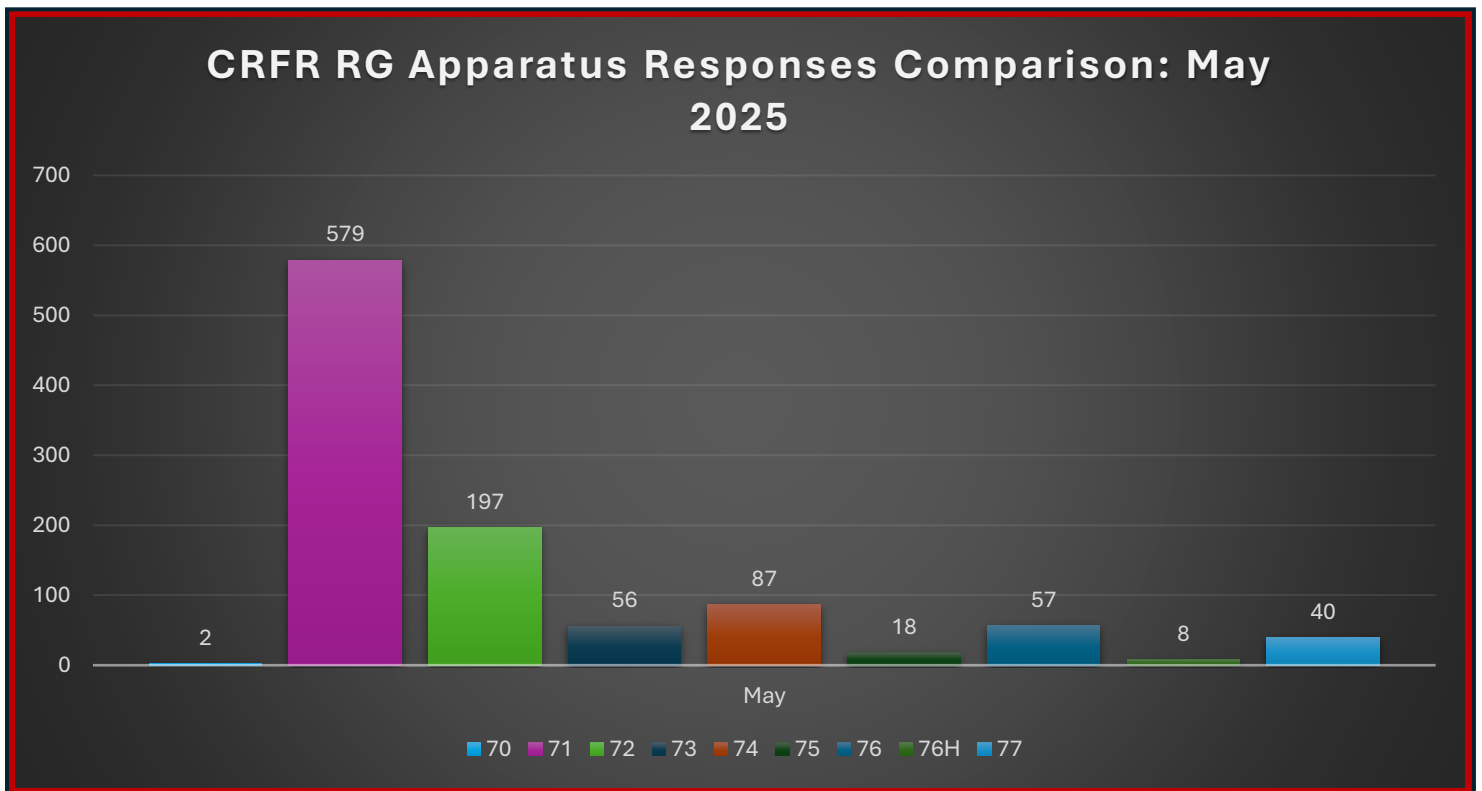
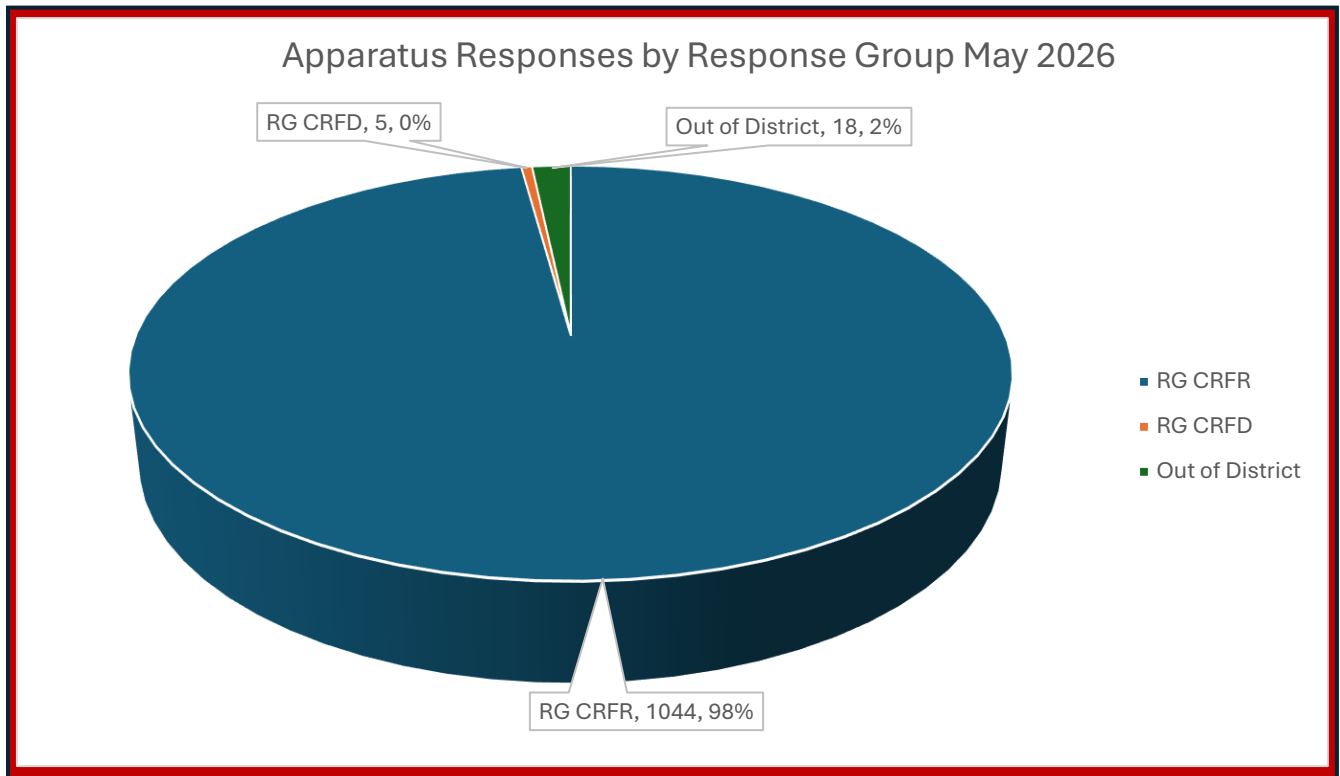
## EMS-Related / All Other Call Type Comparison May 2026



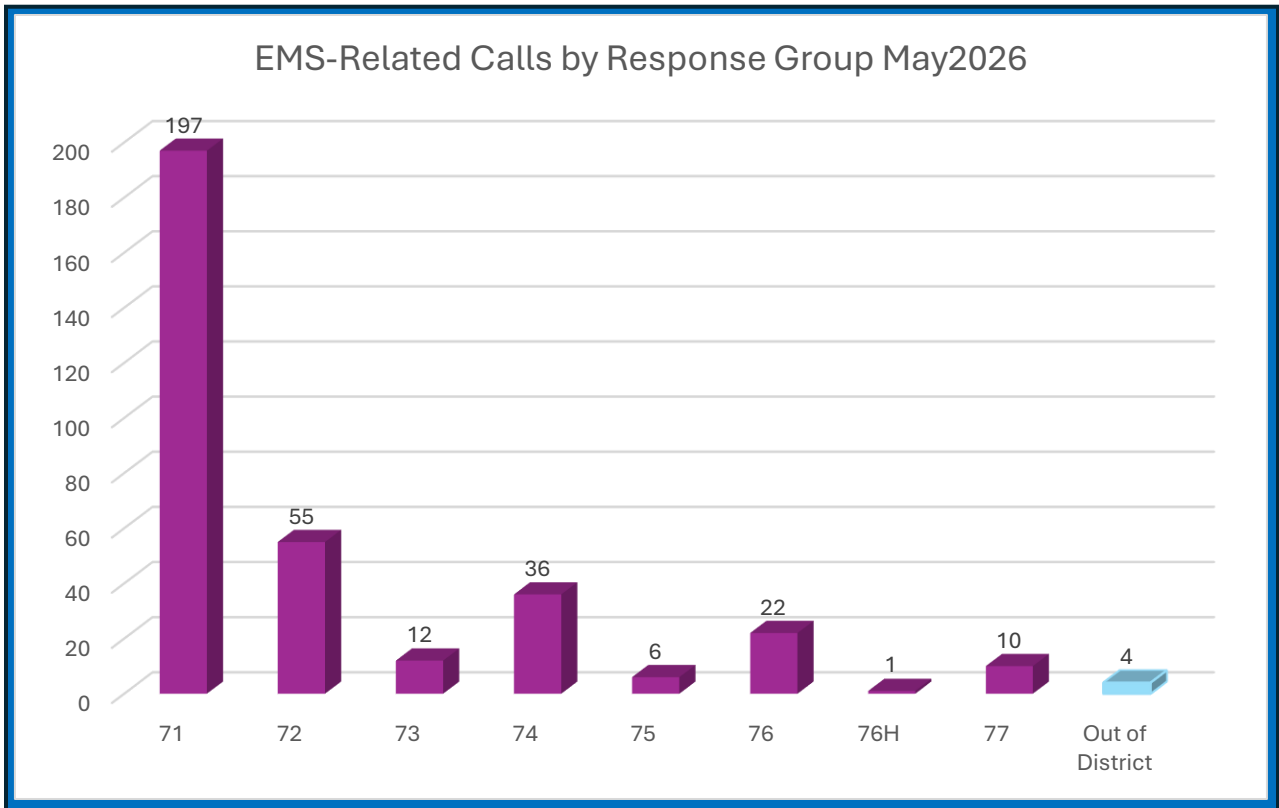
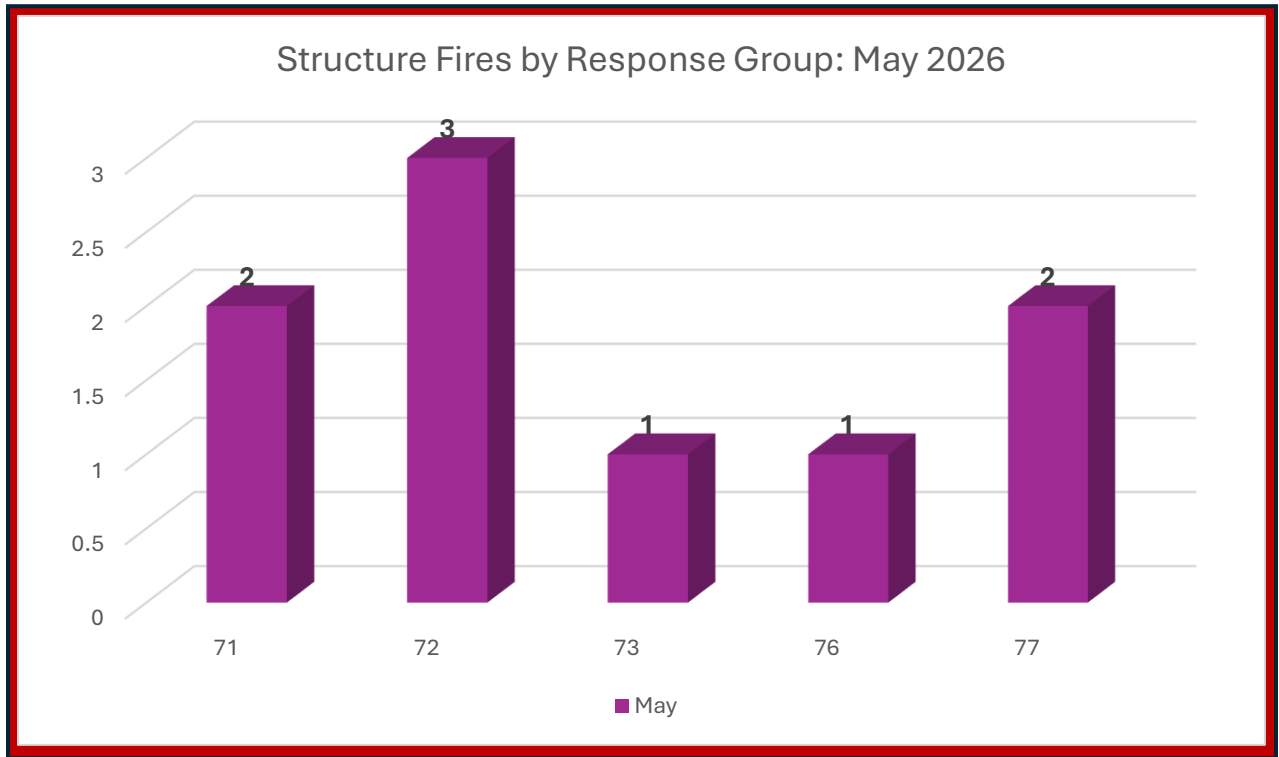
## CRFR Call Volume by RG: May 2026



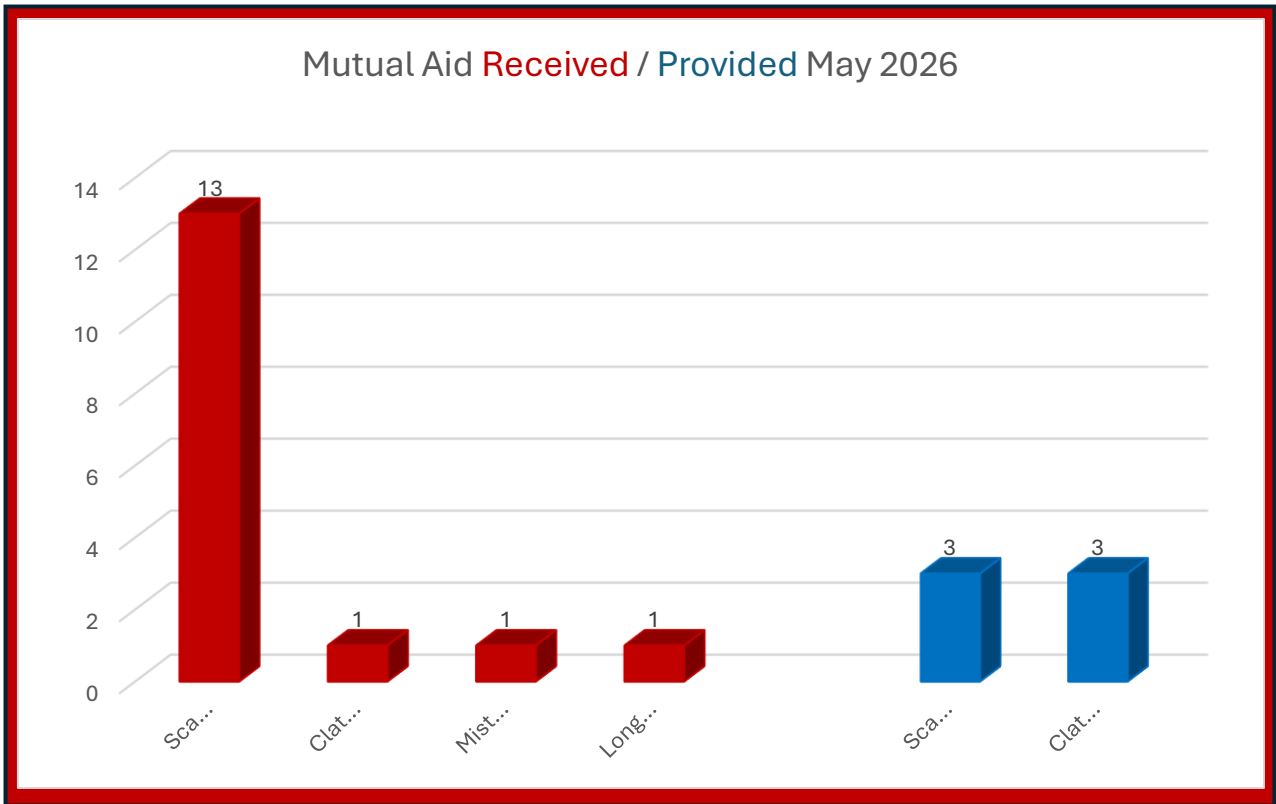
# OPERATIONS



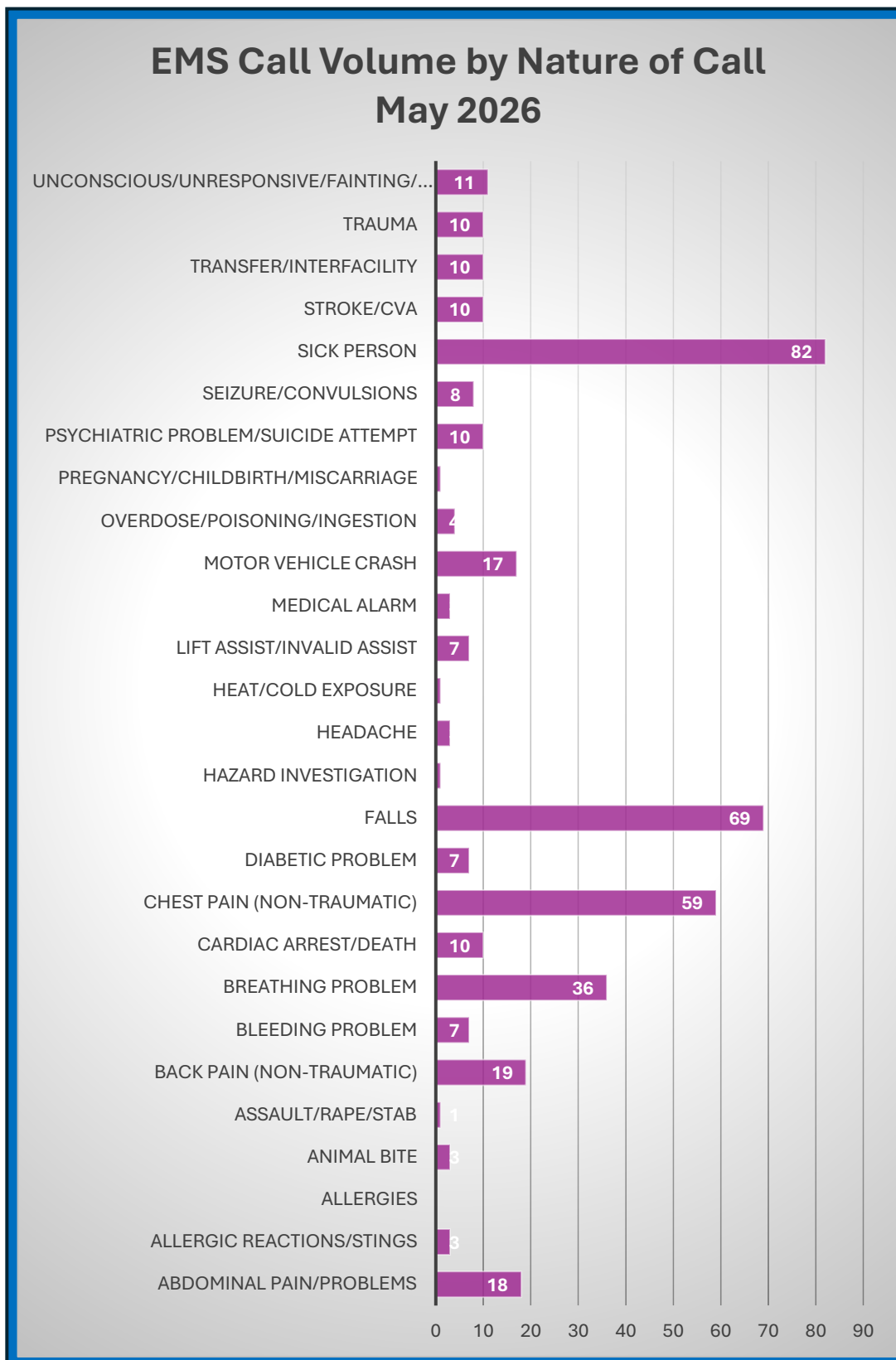
# OPERATIONS



# OPERATIONS



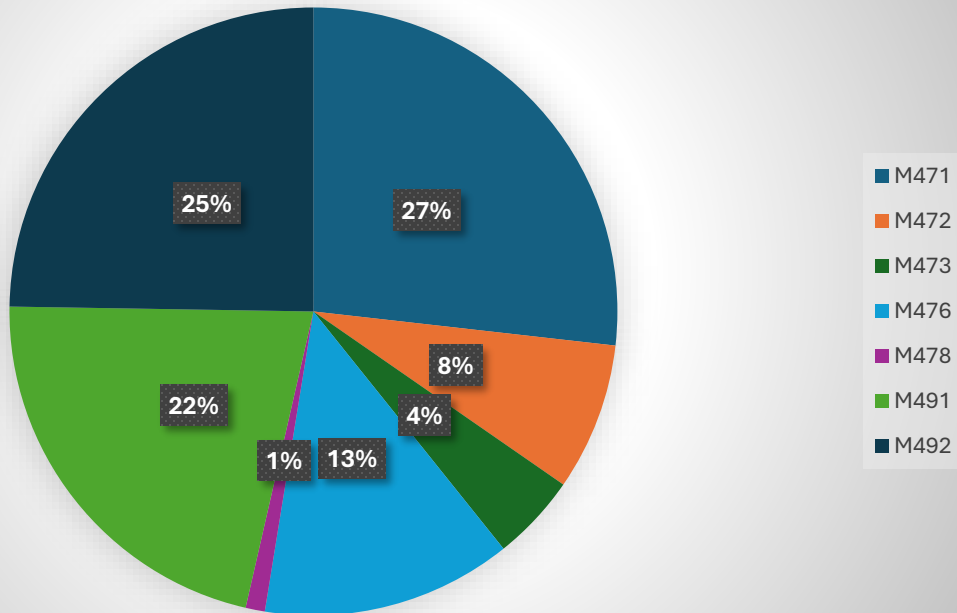
# OPERATIONS



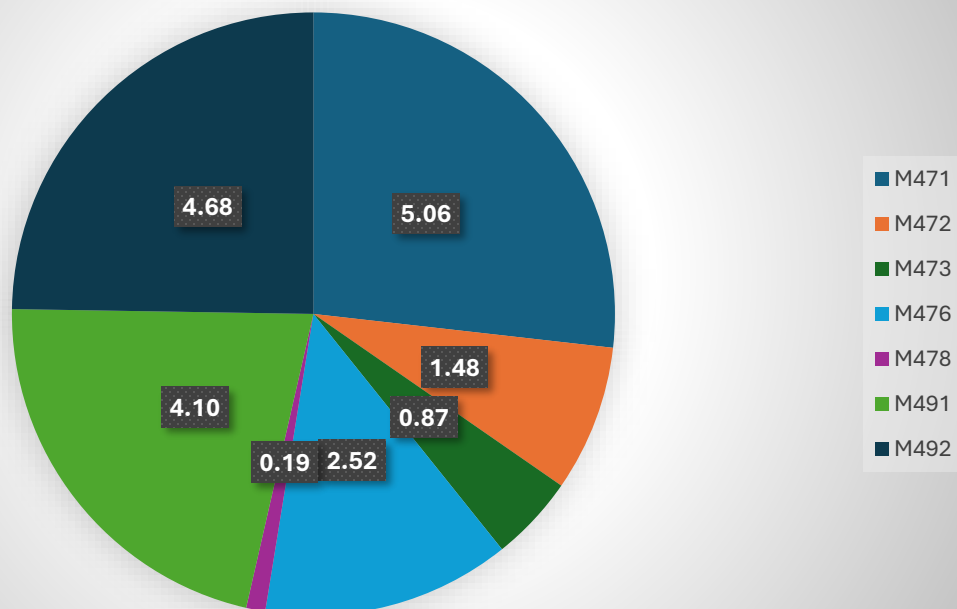
# OPERATIONS

---

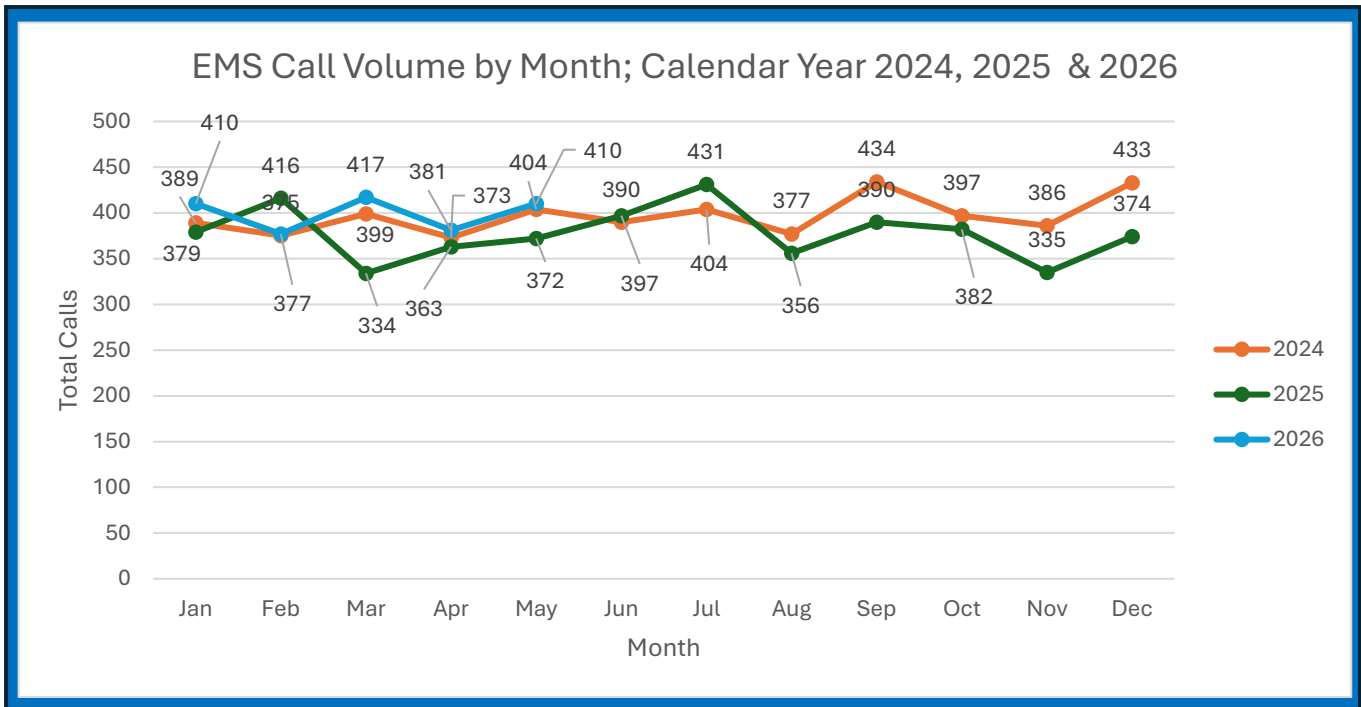
## Response Volume by Unit: May 2026



## Average Number of Calls Per Day: May 2026



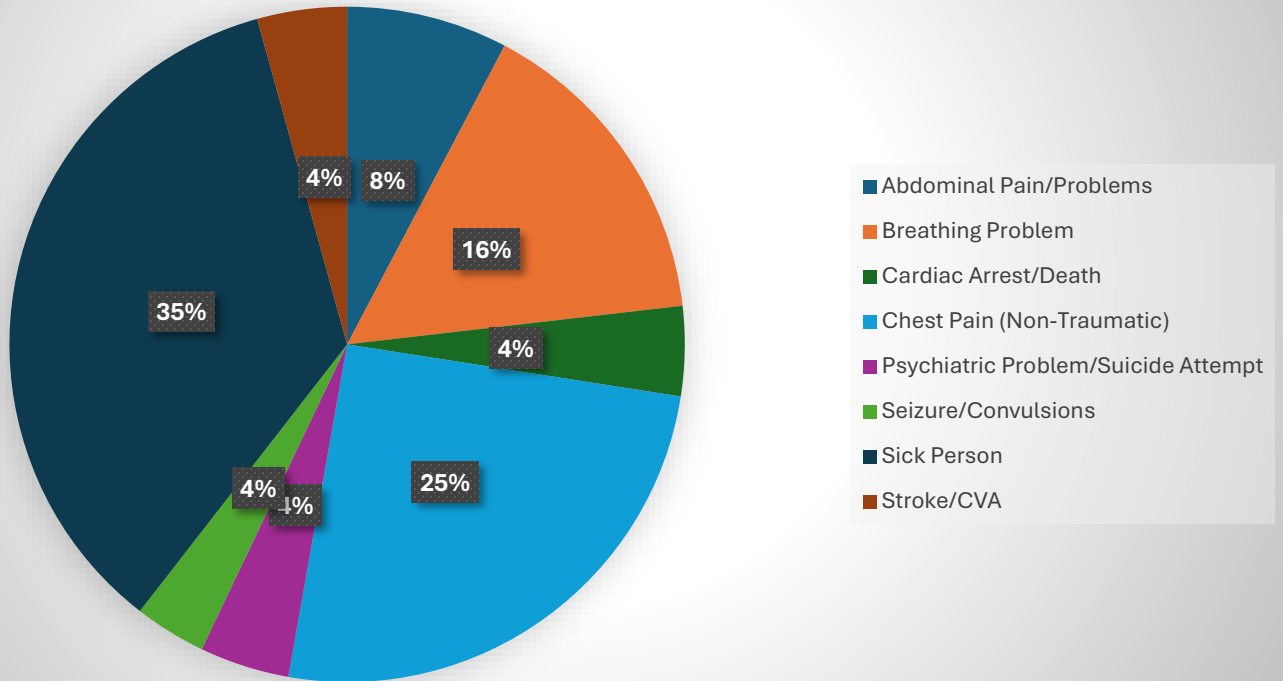
# OPERATIONS



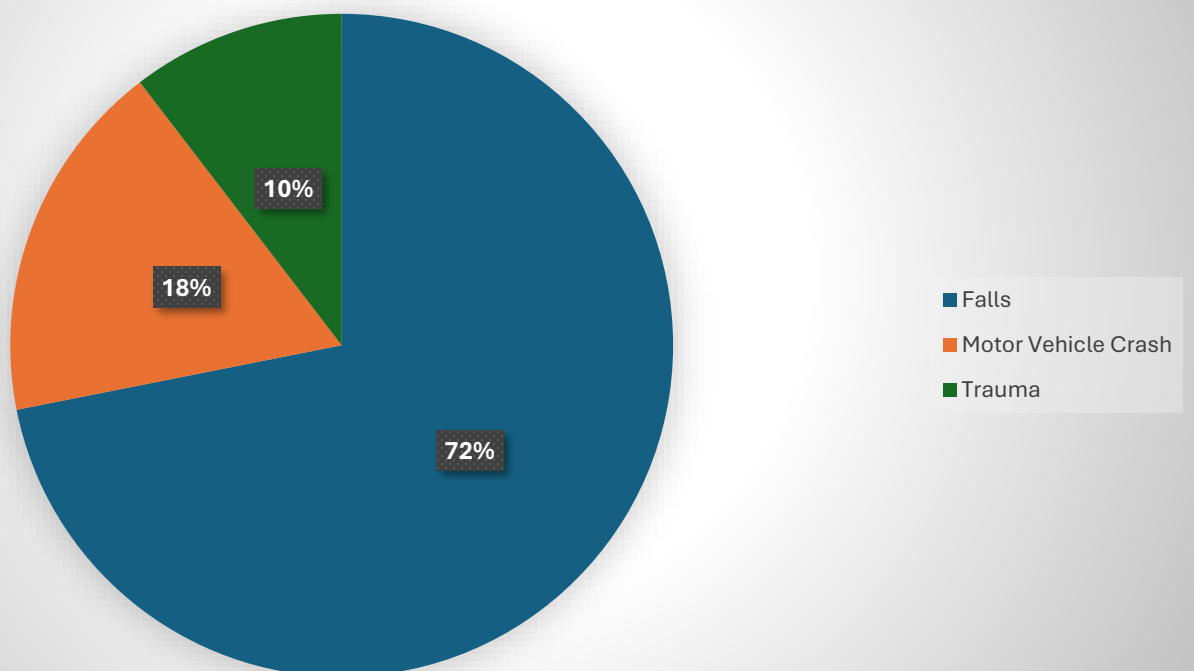
# OPERATIONS

---

## Frequent Medical Call Types May 2026

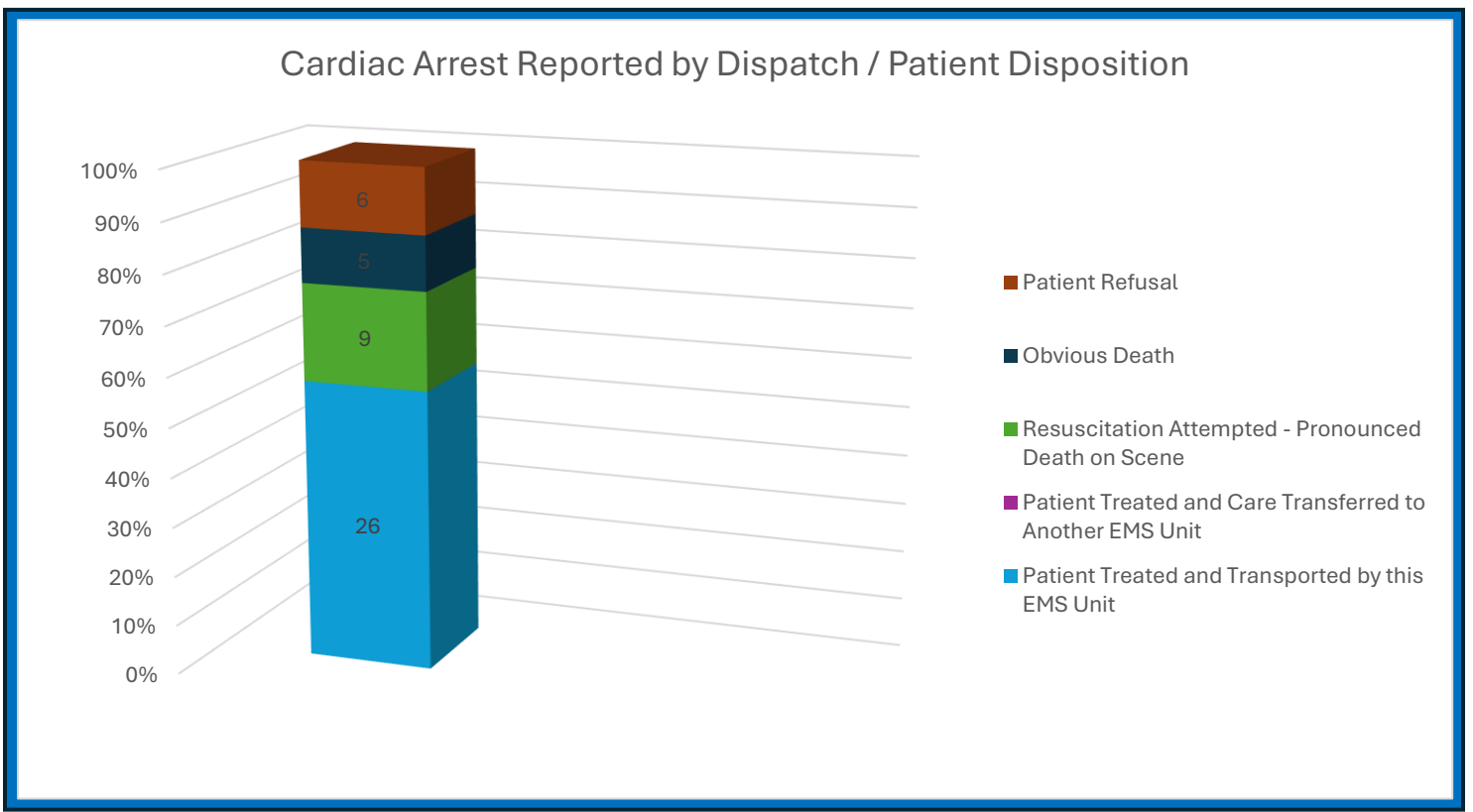
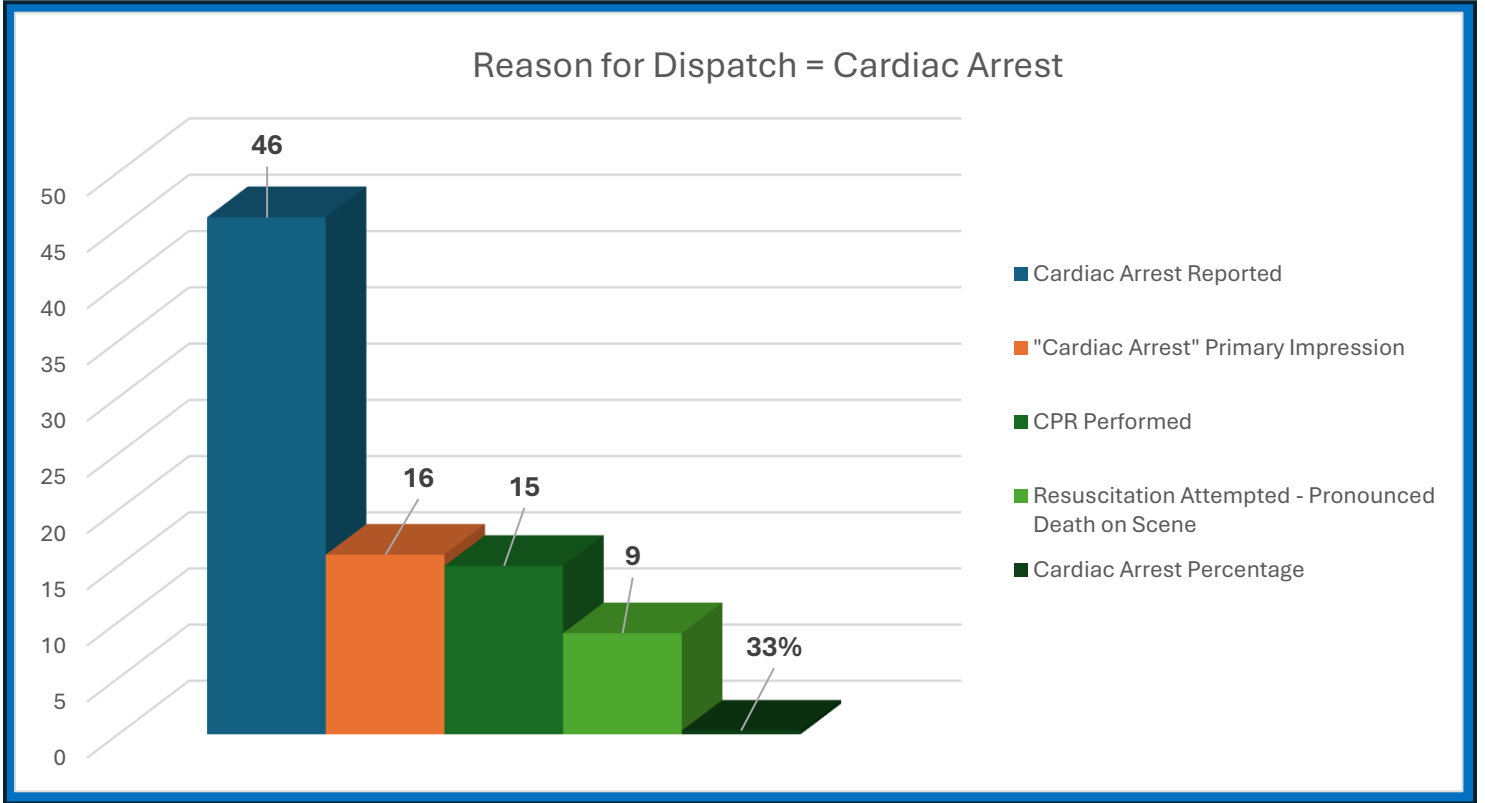


## Trauma-Related Call Types May 2026



# OPERATIONS

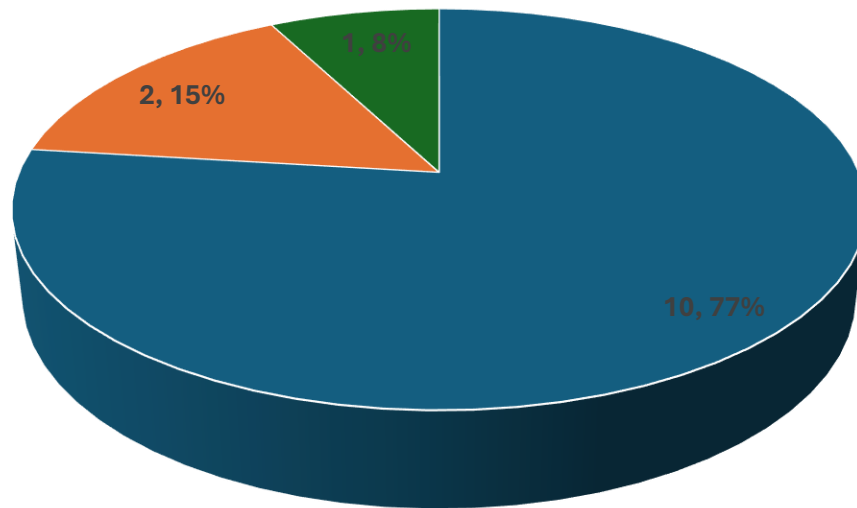
The graphs below illustrate the frequency of calls dispatched as “cardiac arrest” with the actions of the crews upon arrival. **33%** of the time, the patient was found to be in need of CPR.



# OPERATIONS

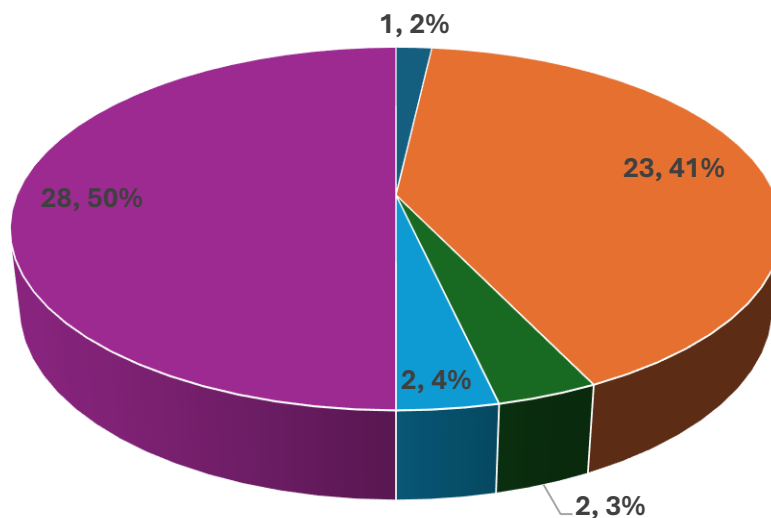
---

Calls Dispatched as Lift Assist vs Final Disposition Calendar Year 2026



■ Assist, Public (Lift Assist)   ■ Patient Refusal   ■ Patient Treated, Transported by this EMS Unit

Calls Dispatched as Emergent, Dispo'd as Lift Assist Calendar Year 2026

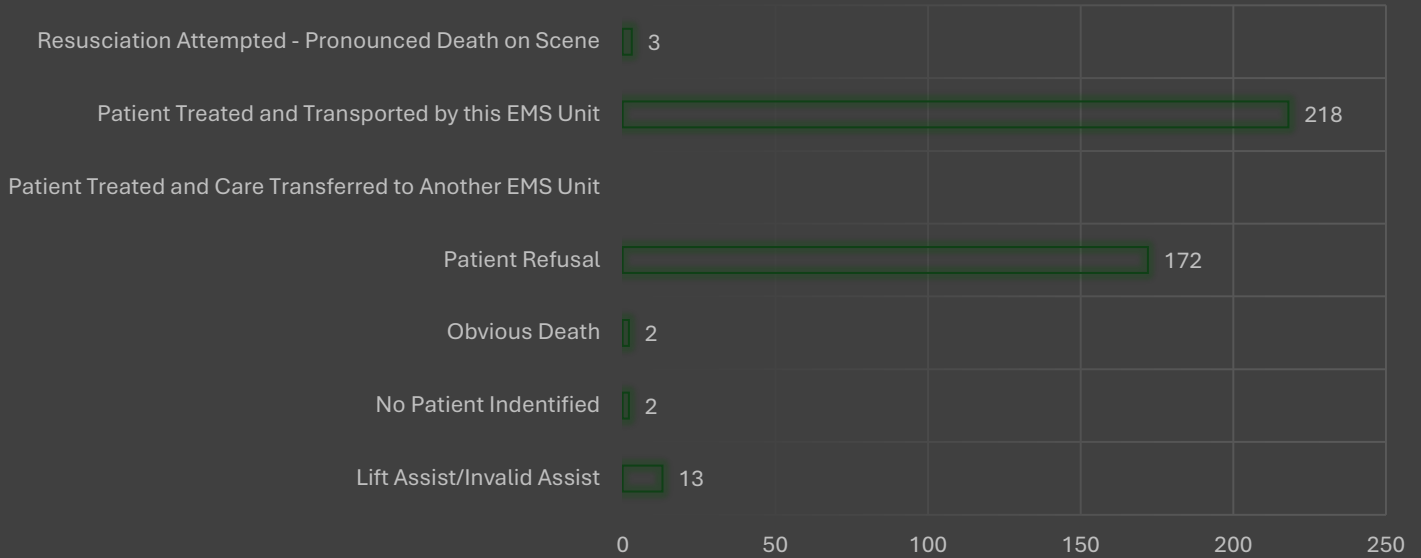


■ Back Pain (Non-Traumatic)   ■ Fall   ■ Medical Alarm   ■ Sick Person   ■ Total

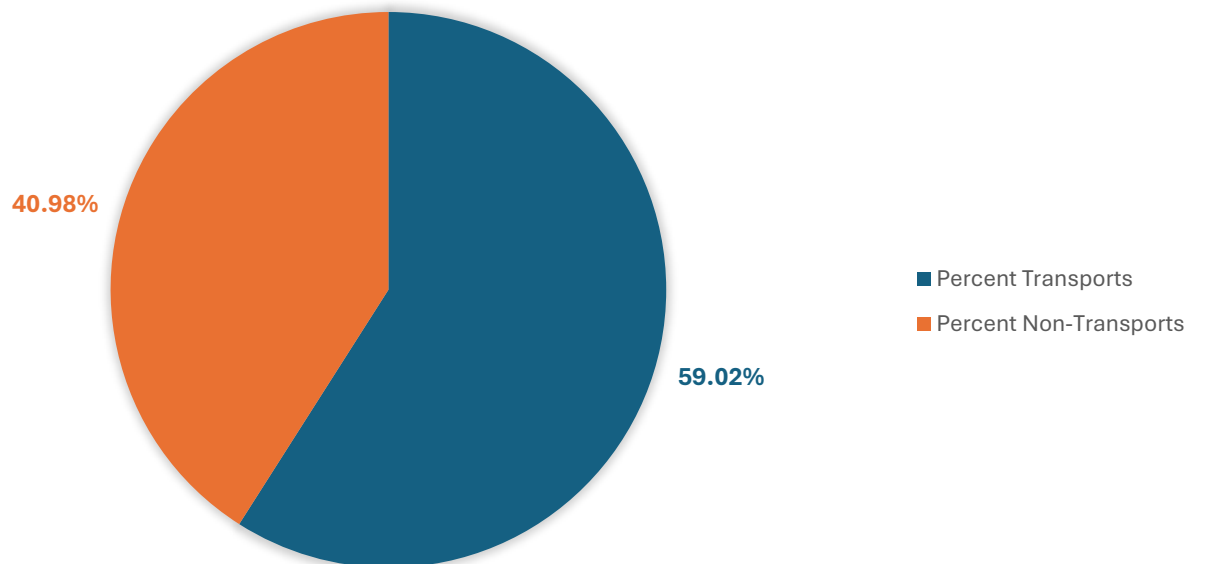
# OPERATIONS

## Patient Disposition Totals April 2026

May

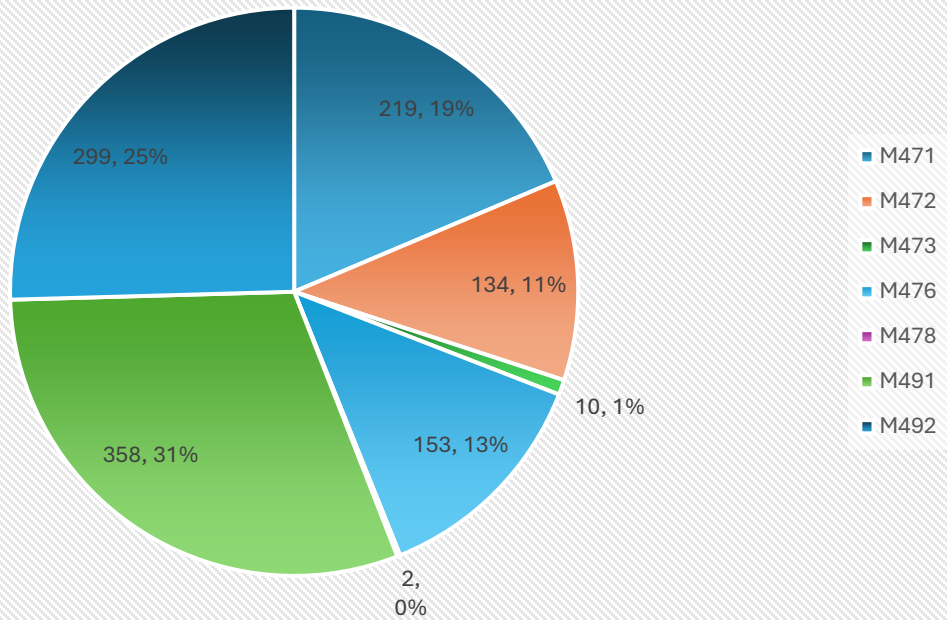


## PERCENTAGE TRANSPORT VS NON-TRANSPORT DISPOSITIONS CALENDAR YEAR 2026

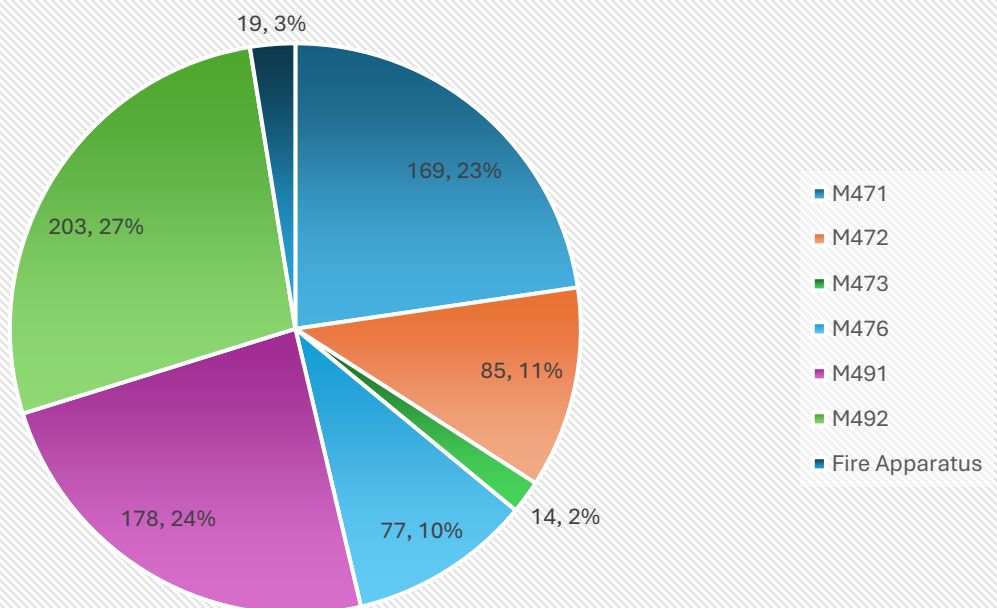


# OPERATIONS

### Ambulance Transport Summary Calendar Year 2026



### Ambulance Refusal Summary Calendar Year 2026



# Response / Reaction Times Report



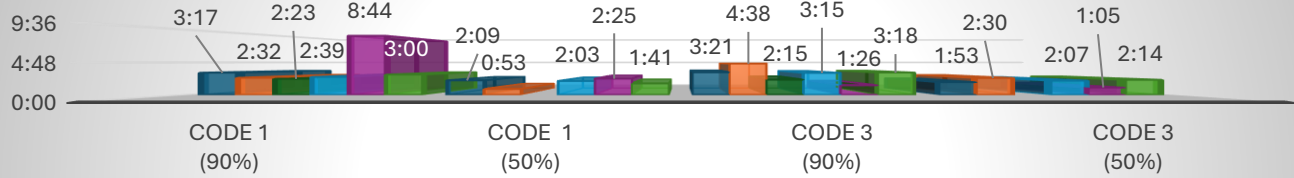
MAY 2026

May 1-9, 2026							
Reaction Times	Responses	Code 1 (90%)	Code 1 (50%)	Code 3 (90%)	Code 3 (50%)	C3 to C1 (90%)	C3 to C1 (50%)
M471	30	3:17	2:09	3:21	1:53		
M472	6	2:32	0:53	4:38	2:30		
M473	2	2:23		2:15			
M476	13	2:39	2:03	3:15	2:07		
M491	24	8:44	2:25	1:26	1:05		
M492	42	3:00	1:41	3:18	2:14		

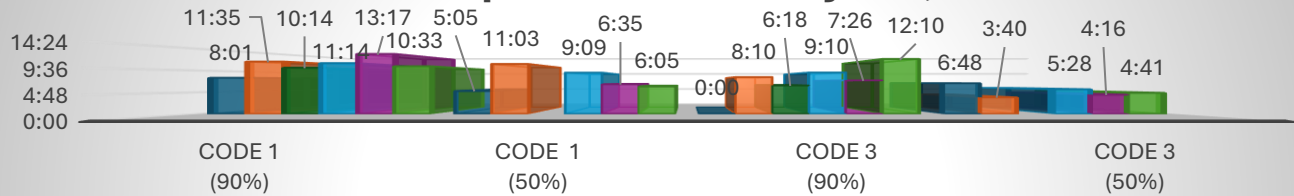
Response Times	Responses	Code 1 (90%)	Code 1 (50%)	Code 3 (90%)	Code 3 (50%)	C3 to C1 (90%)	C3 to C1 (50%)
M471	30	8:01	5:05	18:;10	6:48		
M472	6	11:35	11:03	8:10	3:40		
M473	2	10:14		6:18			
M476	13	11:14	9:09	9:10	5:28		
M491	24	13:17	6:35	7:26	4:16		
M492	42	10:33	6:05	12:10	4:41		

### Medic Reaction Time: May 1-9, 2026



	Code 1 (90%)	Code 1 (50%)	Code 3 (90%)	Code 3 (50%)
M471	3:17	2:09	3:21	1:53
M472	2:32	0:53	4:38	2:30
M473	2:23		2:15	
M476	2:39	2:03	3:15	2:07
M491	8:44	2:25	1:26	1:05
M492	3:00	1:41	3:18	2:14

### Medic Response Time: May 1-9, 2026



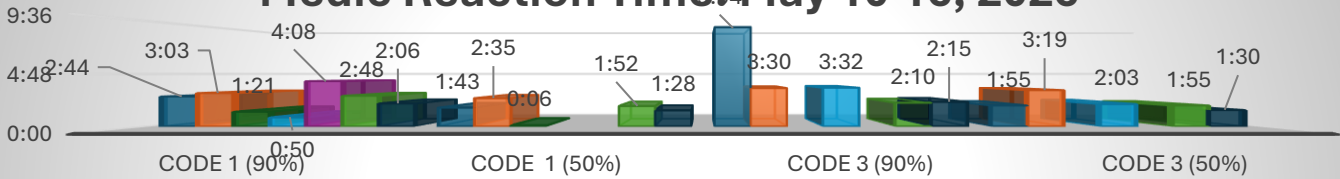
	Code 1 (90%)	Code 1 (50%)	Code 3 (90%)	Code 3 (50%)
M471	8:01	5:05	0:00	6:48
M472	11:35	11:03	8:10	3:40
M473	10:14		6:18	
M476	11:14	9:09	9:10	5:28
M491	13:17	6:35	7:26	4:16
M492	10:33	6:05	12:10	4:41

May 10-16, 2026							
Reaction Times	Responses	Code 1 (90%)	Code 1 (50%)	Code 3 (90%)	Code 3 (50%)	C3 to C1 (90%)	C3 to C1 (50%)
M471	23	2:44	1:43	9:04	1:55		
M472	7	3:03	2:35	3:30	3:19		
M473	2	1:21	0:06				
M476	11	0:50		3:32	2:03		
M478	1	4:08					
M491	17	2:48	1:52	2:10	1:55		
M492	23	2:06	1:28	2:15	1:30		

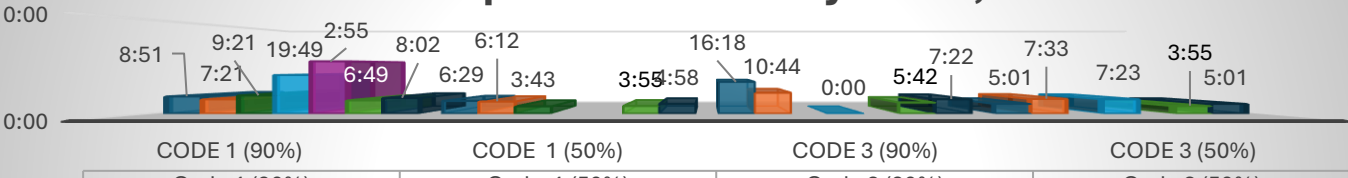
Response Times	Responses	Code 1 (90%)	Code 1 (50%)	Code 3 (90%)	Code 3 (50%)	C3 to C1 (90%)	C3 to C1 (50%)
M471	23	8:51	6:29	16:18	5:01		
M472	7	7:21	6:12	10:44	7:33		
M473	2	9:21	3:43				
M476	11	19:49		19:35	7:23		
M478	1	2:55					
M491	17	6:49	3:55	5:42	3:55		
M492	23	8:02	4:58	7:22	5:01		

### Medic Reaction Time: May 10-16, 2026



	Code 1 (90%)	Code 1 (50%)	Code 3 (90%)	Code 3 (50%)
M471	2:44	1:43	9:04	1:55
M472	3:03	2:35	3:30	3:19
M473	1:21	0:06		
M476	0:50		3:32	2:03
M478	4:08			
M491	2:48	1:52	2:10	1:55
M492	2:06	1:28	2:15	1:30

### Medic Response Time: May 10-16, 2026



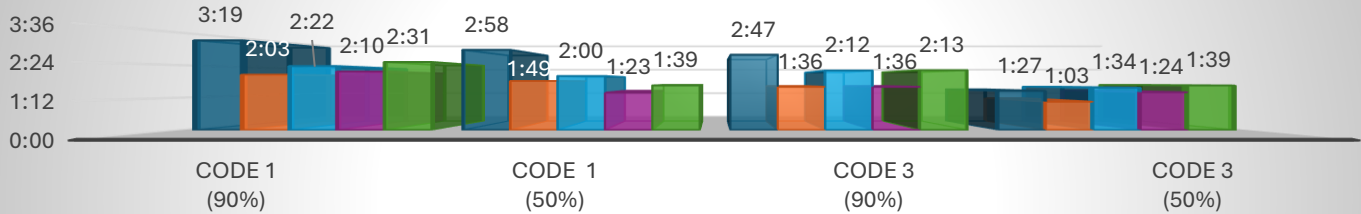
	Code 1 (90%)	Code 1 (50%)	Code 3 (90%)	Code 3 (50%)
M471	8:51	6:29	16:18	5:01
M472	7:21	6:12	10:44	7:33
M473	9:21	3:43		
M476	19:49		0:00	7:23
M478	2:55			
M491	6:49	3:55	5:42	3:55
M492	8:02	4:58	7:22	5:01

May 17-23, 2026							
Reaction Times	Responses	Code 1 (90%)	Code 1 (50%)	Code 3 (90%)	Code 3 (50%)	C3 to C1 (90%)	C3 to C1 (50%)
M471	23	3:19	2:58	2:47	1:27		
M472	8	2:03	1:49	1:36	1:03		
M473							
M476	13	2:22	2:00	2:12	1:34		
M491	24	2:10	1:23	1:36	1:24		
M492	28	2:31	1:39	2:13	1:39		

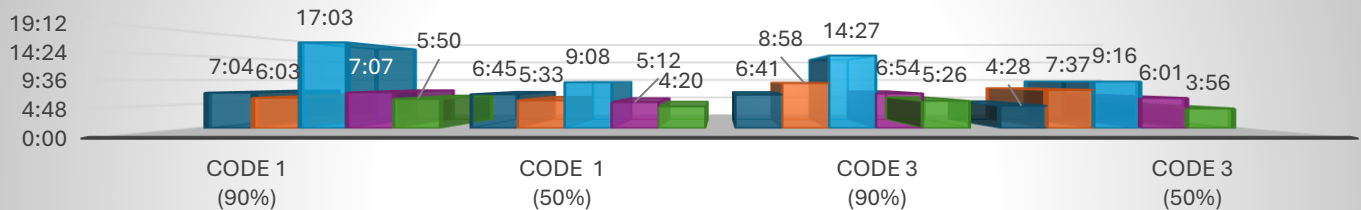
Response Times	Responses	Code 1 (90%)	Code 1 (50%)	Code 3 (90%)	Code 3 (50%)	C3 to C1 (90%)	C3 to C1 (50%)
M471	23	7:04	6:45	6:41	4:28		
M472	8	6:03	5:33	8:58	7:37		
M473	0						
M476	13	17:03	9:08	14:27	9:16		
M491	24	7:07	5:12	6:54	6:01		
M492	28	5:50	4:20	5:26	3:56		

### Medic Reaction Time: May 17-23, 2026



	Code 1 (90%)	Code 1 (50%)	Code 3 (90%)	Code 3 (50%)
M471	3:19	2:58	2:47	1:27
M472	2:03	1:49	1:36	1:03
M476	2:22	2:00	2:12	1:34
M491	2:10	1:23	1:36	1:24
M492	2:31	1:39	2:13	1:39

### Medic Response Time: May 17-23, 2026



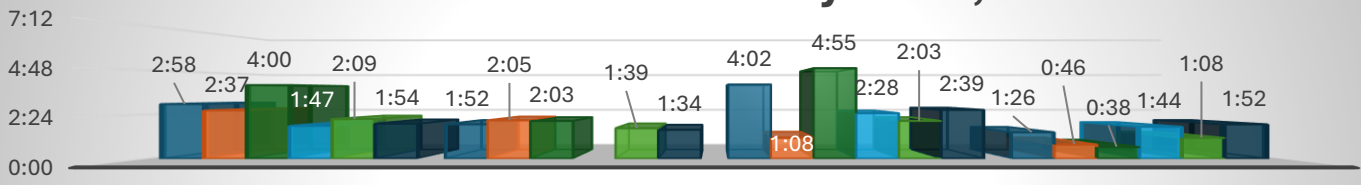
	Code 1 (90%)	Code 1 (50%)	Code 3 (90%)	Code 3 (50%)
M471	7:04	6:45	6:41	4:28
M472	6:03	5:33	8:58	7:37
M476	17:03	9:08	14:27	9:16
M491	7:07	5:12	6:54	6:01
M492	5:50	4:20	5:26	3:56

May 24-31, 2026

Reaction Times	Responses	Code 1 (90%)	Code 1 (50%)	Code 3 (90%)	Code 3 (50%)	C3 to C1 (90%)	C3 to C1 (50%)
M471	30	2:58	1:52	4:02	1:26		
M472	5	2:37	2:05	1:08	0:46		
M473	5	4:00	2:03	4:55	0:38		
M476	10	1:47		2:28	1:44		
M491	29	2:09	1:39	2:03	1:08		
M492	27	1:54	1:34	2:39	1:52		

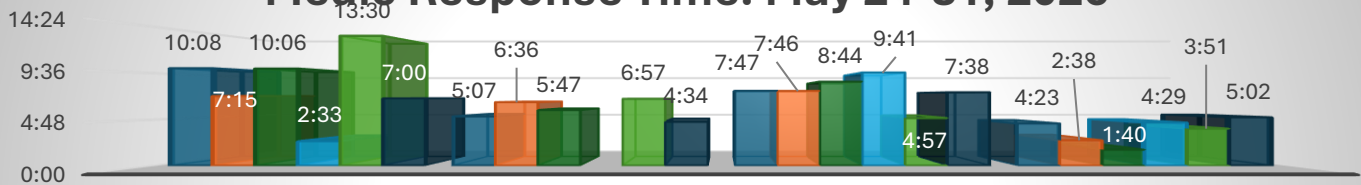
Response Times	Responses	Code 1 (90%)	Code 1 (50%)	Code 3 (90%)	Code 3 (50%)	C3 to C1 (90%)	C3 to C1 (50%)
M471	30	10:08	5:07	7:47	4:23		
M472	5	7:15	6:36	7:46	2:38		
M473	5	10:06	5:47	8:44	1:40		
M476	10	2:33		9:41	4:29		
M491	29	13:30	6:57	4:57	3:51		
M492	27	7:00	4:34	7:38	5:02		

### Medic Reaction Time: May 24-31, 2026



	CODE 1 (90%)	CODE 1 (50%)	CODE 3 (90%)	CODE 3 (50%)
M471	2:58	1:52	4:02	1:26
M472	2:37	2:05	1:08	0:46
M473	4:00	2:03	4:55	0:38
M476	1:47		2:28	1:44
M491	2:09	1:39	2:03	1:08
M492	1:54	1:34	2:39	1:52

### Medic Response Time: May 24-31, 2026



	CODE 1 (90%)	CODE 1 (50%)	CODE 3 (90%)	CODE 3 (50%)
M471	10:08	5:07	7:47	4:23
M472	7:15	6:36	7:46	2:38
M473	10:06	5:47	8:44	1:40
M476	2:33		9:41	4:29
M491	13:30	6:57	4:57	3:51
M492	7:00	4:34	7:38	5:02

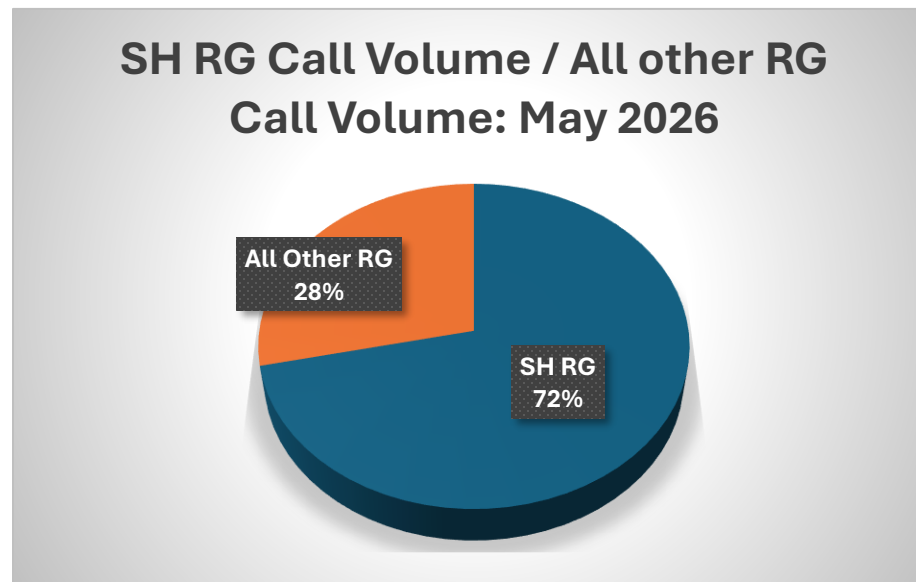
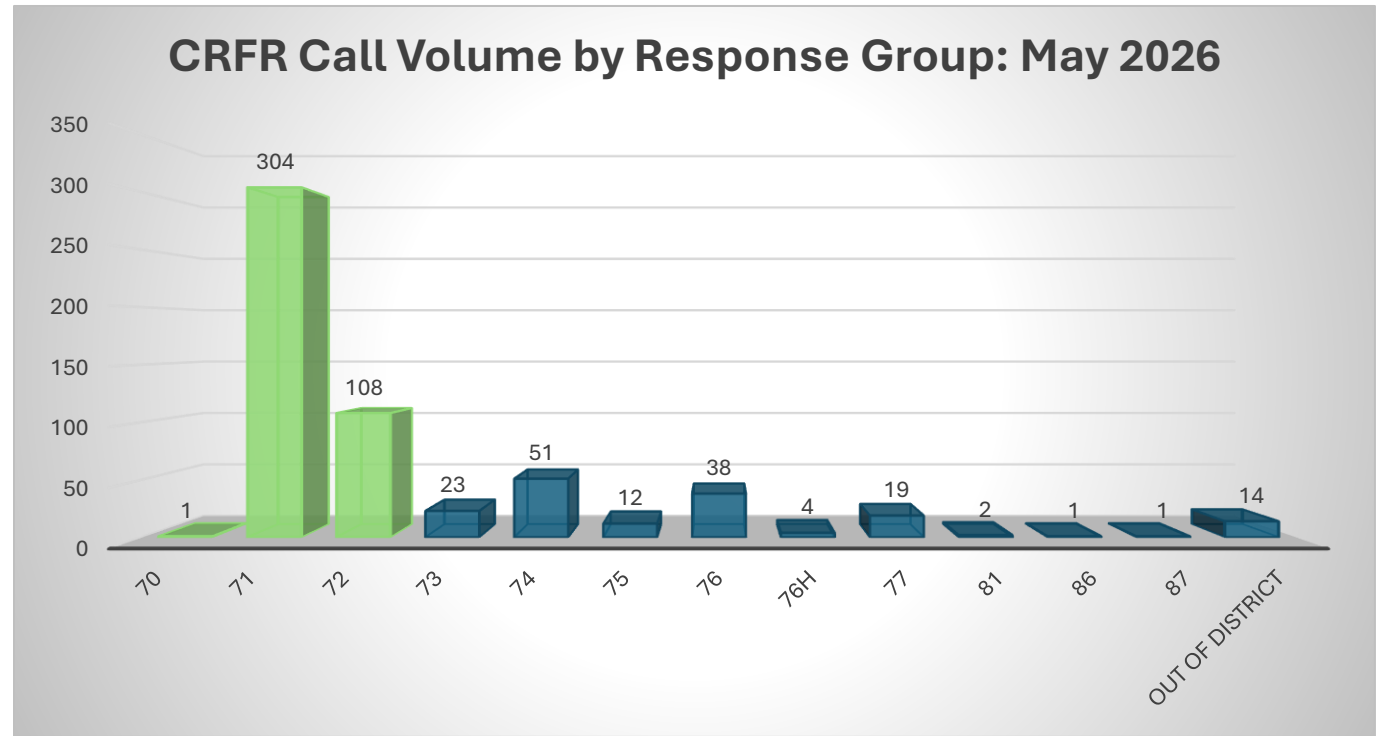
# Saint Helens Call Volume Report



May 2026

## May 2026

Response Group	Calls
70	1
71	304
72	108
73	23
74	51
75	12
76	38
76H	4
77	19
81	2
86	1
87	1
Out of District	14
<b>Total</b>	<b>577</b>



# Columbia River Fire & Rescue

**Resolution #: 2025-26-10**

In the Matter of; adopting a budget,     )  
 Making appropriations, declaring a     )  
 Tax levy, and categorizing taxes         )

**WHEREAS**, Columbia River Fire & Rescue has appointed a budget committee, held committee meetings, and had the Budget committee approve a budget and a property tax rate. Now, therefore:

**BE IT RESOLVED**, that the Board of Directors of Columbia River Fire & Rescue hereby adopts the budget for the fiscal year 2026-27 in the aggregate sum of **\$18,328,900** and that this budget is now on file in the Administration Office of the Fire District.

**BE IT RESOLVED**, that for the fiscal year beginning July 1, 2026, for the purposes shown below, the amounts are hereby appropriated as follows:

General Fund Operations	\$11,396,200
Debt	\$294,000
Transfers	\$1,200,000
Contingency	\$400,000
Total	\$13,290,200
Grants Fund	\$0
Capital Fund	\$1,200,000
Total Appropriations	\$13,290,200
Total Unappropriated Amounts All Funds	\$3,838,700
<b>TOTAL ADOPTED BUDGET</b>	<b>\$18,328,900</b>

**BE IT RESOLVED**, that the Board of Directors for Columbia River Fire & Rescue hereby imposes the taxes provided for in the adopted budget at the rate of \$2.9731 PER \$1,000 of assessed value for operations and that these taxes are hereby imposed and categorized for tax year 2026-27 upon the assessed value of all taxable property within the District, and that this amount is the permanent rate limit assigned to the District.

<b>GENERAL GOVERNMENT</b>	<b>EXCLUDED FROM LIMITATION</b>
Permanent Rate   \$2.9731/\$1000	-0-

This matter, having come before the Board, was **PASSED AND ADOPTED** by the Board of Directors of Columbia River Fire & Rescue on this 11th day of June 2026.

# Columbia River Fire & Rescue

## COLUMBIA RIVER FIRE & RESCUE BOARD OF DIRECTORS

---

Ryan Welby, President

---

Richard Fletcher, Secretary/Treasurer

---

Mark Gunderson, Director

---

Paul Rice, Director

---

Austin Zimbrick, Vice President



**Resolution #: FY-25-26-11 (Approval of the Millage Rate)**

WHEREAS the following is presented for authorization to the Fire Board Directors of the Columbia River Fire & Rescue Department, herein referred to as CRFR, in a meeting held at 58611 McNulty Way, St. Helens, OR 97051, on this **11th day of June 2026**

1. At least three of the directors were present, constituting a quorum:
  - i. **President:** Ryan Welby
  - ii. **Vice President:** Austin Zimbrick
  - iii. **Director:** Mark Gundersen
  - iv. **Director:** Paul Rice
  - v. **Secretary-Treasurer:** Richard Fletcher
2. The Fire Board of Directors, being present, formally called the meeting to order and declared the meeting to be regularly called.
3. **BE IT RESOLVED**, upon a motion duly made, seconded, and carried/denied by a vote of For \_\_\_ /Against \_\_\_ shall be the will of the Fire Board of CRFR.
4. **BE IT ORDAINED** The following memorandum was then read and ordered to be inserted in these minutes:

“We, the Fire Board of Columbia River Fire & Rescue, by our authority, proclaim and carry/denied **Resolution # 25-26-11** being held at the above time and place and consent to the transaction of such business, as may have come before it, as testified by the signatures below”.

Signature: \_\_\_\_\_ For:  Against:  Date: \_\_\_\_\_

Signature: \_\_\_\_\_ For:  Against:  Date: \_\_\_\_\_

Signature: \_\_\_\_\_ For:  Against:  Date: \_\_\_\_\_

Signature: \_\_\_\_\_ For:  Against:  Date: \_\_\_\_\_

Signature: \_\_\_\_\_ For:  Against:  Date: \_\_\_\_\_



ADMINISTRATION OFFICES

---

270 Columbia Blvd \* St Helens, Oregon \* 97051

Phone (503)-397-2990 \* [www.crfr.com](http://www.crfr.com) \* FAX (503)-397-3198

Add additional information here.

**The Board of Columbia River Fire & Rescue has approved the FY-26-27 budget and millage rate of 2.9731/1,000, which the Budget Committee approved on May 21, 2026. The millage rate was unchanged for FY-26-27 from the previous year and remains the same. The budget meets the total requirements of \$18,328,900 and has been publicly posted with the LB-1 online and in our local newspaper, as required by ORS 294.448.**

**Attested:**

X \_\_\_\_\_ Date: \_\_\_\_\_

**President:** Ryan Welby



**Resolution #: FY-25-26-12 (Approval of Fee Schedule FY 26-27)**

WHEREAS the following is presented for authorization to the Fire Board Directors of the Columbia River Fire & Rescue Department, herein referred to as CRFR, in a meeting held in person, on this **11th day of June 2026.**

1. At least three of the directors were present, constituting a quorum:
  - i. **President:** Ryan Welby
  - ii. **Vice President:** Austin Zimbrick
  - iii. **Director:** Mark Gundersen
  - iv. **Director:** Paul Rice
  - v. **Secretary-Treasurer:** Richard Fletcher
2. The Fire Board of Directors, being present, formally called the meeting to order and declared the meeting to be regularly called.
3. **BE IT RESOLVED**, upon a motion duly made, seconded, and carried/denied by a vote of For \_\_\_ /Against \_\_\_ shall be the will of the Fire Board of CRFR.
4. **BE IT ORDAINED** The following memorandum was then read and ordered to be inserted in these minutes:

“We, the Fire Board of Columbia River Fire & Rescue, by our authority, proclaim and carry/denied **Resolution # 25-26-12** being held at the above time and place and consent to the transaction of such business, as may have come before it, as testified by the signatures below”.

Signature: \_\_\_\_\_ For:  Against:  Date: \_\_\_\_\_

Signature: \_\_\_\_\_ For:  Against:  Date: \_\_\_\_\_

Signature: \_\_\_\_\_ For:  Against:  Date: \_\_\_\_\_

Signature: \_\_\_\_\_ For:  Against:  Date: \_\_\_\_\_

Signature: \_\_\_\_\_ For:  Against:  Date: \_\_\_\_\_



---

ADMINISTRATION OFFICES

---

270 Columbia Blvd \* St Helens, Oregon \* 97051

Phone (503)-397-2990 \* [www.crfir.com](http://www.crfir.com) \* FAX (503)-397-3198

**IT WAS RESOLVED THAT:**

The Columbia River Fire and Rescue Board of Directors authorizes the Fire Chief to continue implementing the Fee Schedule beginning in FY 2026-2027.

**Attested:**

X \_\_\_\_\_ Date: \_\_\_\_\_

**President:** Ryan Welby



# Columbia River Fire & Rescue

ADMINISTRATION OFFICES

---

270 Columbia Blvd \* St Helens, Oregon \* 97051  
Phone (503)-397-2990 \* [www.crrf.com](http://www.crrf.com) \* FAX (503)-397-3198

## Master Fee Schedule

### Columbia River Fire and Rescue

**2026-2027**

**FireMed Program:**

Lower Columbia Fire Med is an annual emergency ambulance membership subscription that covers the deductible or other portion of an ambulance bill not paid by the member's insurance. Fire Med also covers medically necessary emergency transports within the reciprocal service area. Coverage is available to participating fire district residents and their families living at the same location. Those wishing to continue with the program must renew their membership yearly. Fees are not pro-rated for partial years.

Fire Med Membership fee \$65.00/year per family

**Ambulance Transport Rates:**

The following are the Ambulance Rates for Columbia County Ambulance Service Area #3 and #4

Advanced Life Support

ALS Non-Emergency Transport	\$ 1795.30
ALS Emergency Transport	\$ 1795.30

Basic Life Support

BLS Non-Emergency Transport	\$ 1795.30
BLS Emergency Transport	\$ 1795.30

Mileage

ALS Ground Mileage	\$ 23.00
BLS Ground Mileage (Emergency)	\$ 23.00
BLS Ground Mileage (Non-Emergency)	\$ 23.00
BLS Ground Mileage (Inter-Facility)	\$ 23.00

The District offers membership programs within the Columbia County Ambulance Service Area #3 and #4 to assist with out-of-pocket costs for ambulance transport. Financial assistance is also available for hardship situations that are addressed on a case-by-case basis.

**Non-Emergency Medical Responses:**

Private residence life insurance/non-transport responses will be charged per calendar year as follows:

1) First, second, third, and fourth responses:	\$0.00
2) Fifth and subsequent responses	\$150.00 per response

Lift Assist Fee for Assisted Living or Healthcare facilities:

First response	\$150.00
Second response	\$300.00
Third response	\$600.00
Fourth and all subsequent responses	\$900.00

**Incident Cost Recovery**

A cost-based fee may be imposed for response to an incident identified in this section.

**EXTRATERRITORIAL (UNPROTECTED LANDS) RESPONSE:**

In accordance with ORS 478.310(1), a cost-based fee may be imposed when help is asked of the fire district to respond outside of the fire district in unprotected or inadequately protected territories where existing mutual aid agreements do not cover the type of response requested. This may apply to any kind of emergency response requested, including fire, EMS, rescue, or other.

Responses outside the fire district boundaries that are not required in existing mutual aid agreements, similar intergovernmental agreements, or contract agreements, are discretionary. Adopting this fee schedule is not a contract to provide any service outside district boundaries.

**UNCONTROLLED FIRE OR PUBLIC SAFETY INCIDENT ON UNPROTECTED LANDS:**

In accordance with ORS 476.280 and ORS 476.290, a cost-based fee may be imposed to respond to an uncontrolled fire burning on unprotected lands outside the district, which may cause undue jeopardy to life or property within the Fire District. Through adoption of this fee schedule, in accordance with ORS 476.280(1), the Board of Directors authorizes the Fire Chief or the Fire Chief's designee to determine if an uncontrolled fire on unprotected land is causing or may cause undue jeopardy to life or property to District residents or property without additional authorization. The fees under this scenario are imposed on the owner(s) of the property or property involved in the fire or public safety incident as directed under ORS 476.290.

**AIRPLANE, FREEWAY, WATERWAY OR RAILROAD INCIDENT RESPONSE:**

In accordance with ORS 478.310(2), a cost-based fee may be imposed for responses to incidents involving an airplane or incidents on a freeway, roadway, waterway or railroad right of way against which no taxes or assessments for fire protection are levied by the district. Fees under this scenario will not be imposed on district residents involved in airplane, freeway, waterway or railroad incidents.

**SUPPRESSION OF UNLAWFUL FIRE:**

In accordance with ORS 478.965, a cost-based fee may be imposed when firefighting resources are required to respond and be used actively or on a standby basis in connection with the extinguishment or control of a fire that has been started or allowed to spread in willful violation of CRFR outdoor burning rules, including high-fire danger burn bans. The person(s) determined by the District to be responsible therefore shall be liable for cost of apparatus or personnel necessary for controlling, extinguishing, or patrolling the fire.

**WILLFUL, MALICIOUS OR NEGLIGENT FIRES ON ODF PROTECTED LANDS:**

In accordance with ORS 477.068 and ORS 477.085, a cost-based fee may be imposed when firefighting resources are required to respond to a fire on Oregon Department of Forestry (ODF) protected land where ODF found the owner or operator to be willful, malicious or negligent in the origin or subsequent spread of the fire. Cost recovery in this scenario shall be requested through ODF.

**HAZARDOUS MATERIAL INCIDENTS:**

In accordance with ORS 453.382, a cost-recovery fee may be imposed when CRFR is dispatched to an incident involving a hazardous material or hazardous substance. CRFR or the State Fire Marshal may recover costs from the person responsible for causing the incident for the cost of the response. The fee may also include the cost of billing and collecting response costs, including but not limited to costs of administration, investigation, and legal services. The billing shall be on forms established by the State Fire Marshal for such purposes.

**INCIDENT COST RECOVERY PROCEDURES:**

Fees are calculated based on the actual cost of providing the service or as allowed by statute. The district may use the Oregon Fire Service Mobilization Plan published by the Oregon State Fire Marshal to determine costs. Costs may include but are not limited to incident management teams, administrative and logistical support, and contracted expenses such as aircraft and earth moving equipment. The fees listed below are subject to change with the Oregon State Fire Marshal Mobilization Plan that is updated on an annual basis.

Apparatus Type	Rate/Hour	Apparatus Type	Rate Hour
Engine Type I	\$100.00	Ambulance I/II	\$55.00
Engine Type II	\$80.00	Ambulance III/IV	\$45.00
Engine Type III	\$65.00	Rescue Vehicle	\$150.00
Engine Type VI	\$50.00	Rescue Boat	\$250.00
Water Tender	\$70.00	Low Water Boat	\$300.00
Ladder Truck	\$150.00	High Water Rescue Vehicle	\$150.00
Command Vehicle	\$100.00		
Preparedness Fee	\$250.00		
PERSONNEL	Charged at hourly rate plus payroll expenses		

**NOTE:** There will be a one (1) hour minimum charge for cost recovery rates for all incidents billed. Time will be charged in hourly increments; hours will not be pro-rated.

Miscellaneous and disposable supplies used will be billed on specific usage and/or cost of replacement. Costs of outside vendors or services used will be billed without any mark up by the fire district. Emergency and non-emergency costs associated with a governmental subdivision may be billed. Other expenses directly related to the service delivery will be billed.

Traffic Control	\$25.00 per intersection
Extrication	\$100.00 for light (less than 30 minutes) \$250.00 for heavy (greater than 30 minutes)
Structure Fire	\$500.00

**Public Records Requests:**

The District recognizes that records created, prepared, owned, used, and maintained by the District are the property of the public and shall fully comply with Oregon Public Records Law. Oregon Revised Statute 192.324 describes public access to copies or inspection of public records and authorizes a public body to establish fees to reimburse for the actual cost in making public records available.

Fee Estimates. Public records requests will be acknowledged by a District representative within 5 days of the request. A written fee estimates in accordance with the District's established fee schedule will be provided. Estimates over \$25 must be authorized by the requester prior to the District proceeding with the records request fulfillment.

Fee Variance and Waiver. The District may authorize a fee reduction or waiver when providing records would be of benefit to the public, or when the requester is seeking records for an emergency incident in which they were affected. The requester must identify how the information will be of public benefit.

Fee Schedule. The District will only apply fees for the actual costs incurred by the District to compile, summarize, and tailor responses to requests.

Fee Schedule. The District will only apply fees for the actual costs incurred by the District to compile, summarize, and tailor responses to requests.

### **Level 1 Request**

#### **Free-of-charge**

Request records are immediately accessible and will be provided electronically, the request requires less than 30 minutes of staff time or resources to make the records available.

### **Level 2 Request**

#### **\$25.00 / hour**

The request is generally complex and involves managerial support, retrieval of archived hard-copy records, and/or more than 30 minutes to compile, summarize, or tailor the response. Fees are pro-rated to the half hour. 3.

### **Level 3 Request**

#### **\$40.00 / hour**

The request requires Fire Chief, deputy/assistant chief, or attorney review. [Note: The District may charge for attorney time spent reviewing records for redaction and exemptions but will not charge for attorney time to determine the applicability of public records law for a requested set of records.

Attorney time to review records will be included in the fee estimate. Attorney time is billed at the current attorney rate and is in addition to the \$30.00/hour for District staff time.] Fees are pro-rated to the half hour.

**FEE SCHEDULE**

<b>Minimum Research Fee</b>	<b>\$25.00 per hour</b>	<b>Minimum 1 hour</b>
<b>Charges for copies (per page)</b>	<b>8.5x11” Black/White</b> <b>8.5x11” Color</b> <b>Certified Copy</b>	<b>\$0.25 per page</b> <b>\$1.25 per page</b> <b>\$10.00</b>
<b>Charges for Electronic Format</b>	<b>Audio Tape</b> <b>USB/Flash</b>	<b>\$20.00</b> <b>\$10.00 (USB not supplied)</b>
<b>Fire or Pre-hospital report</b>	<b>\$10.00 each</b>	
<b>Photos</b>	<b>\$10.00 each</b>	
<b>Map or other non-standard documents</b>	<b>Actual reproduction costs</b>	

**District residents, patients, and victims: No charge for basic black/white incident report.**

**SUBPOENA AND WITNESS FEES**

The District may seek compensation for the cost of producing records and/or witnesses for legal proceedings when it is determined that doing so is in the public interest. All fees will be applied in accordance with the Oregon Rules of Civil Procedure and Oregon Revised Statute 44.415.

**Fire and Life Safety: Fire Prevention/Fire Marshal:**

**Driveway and Road Inspection Fee:** A permit fee of \$140.00 per driveway or new road will be collected for the initial application review, initial inspection, and final inspection. The permit expires six months after issuance.

**Re-Inspection for Driveways and Roads:** A permit fee of \$80.00 will be assessed for any re-inspection that is required between the initial and final inspection. In addition, if a final is requested and not all items are completed and require another visit, a re-inspection fee will be incurred.

*Example: A final is requested, and the inspector finds no address numbers on the building or at the end of the driveway. A re-inspection fee will be incurred.*

**Plans review outside of existing contracts with other government entities:** In some instances, the Fire Marshal’s office is requested to perform a Fire and Life Safety Inspection that is not covered by another agency. In this instance, the fees associated for such a plan review will be based upon the fees established by the State Building Codes Division for Fire and Life Safety. These fees are based upon the valuation of the project. A project estimate will be required by a design professional for verification of the project.

*Example: A new bridge is being constructed that is part of a fire apparatus access road. Currently, the County building official or road department does not perform these types of reviews for residential properties. A plan review fee based upon the evaluation of the project will be assessed using the State Fee structure for Fire and Life Safety review.*

**Operational Permits:**

An operational permit shall be obtained by the fire code official as set in the Oregon Fire Code Section 105.6A through 106.6.50. The operational permits listed below are necessary for maintaining compliance with various operations that could affect the fire and life safety of the citizens of the fire district. Inquire with the fire code official for specific requirements and parameters for individual permits. Individual permits are \$100.00.

**Construction Permits:**

A construction permit shall be obtained by the fire code official as identified in the Oregon Fire Code section 105.7.1 through 105.7.25. Any item covered by the Oregon Structural Specialty Code will not be required. Inquire with the fire code official for specific requirements and parameters for individual permits. Individual permits are \$100.00.

**FIREWORKS:**

State law requires that the fire district approves all permits for the retail sales of fireworks within CRFR boundaries.

Application Fee

Fireworks retailer sales application fee per location: \$100.00

**MOBILE EMERGENCY RESPONDER RADIO COVERAGE (MERRC):**

The MERRC Fund is an alternative to Oregon Fire Code Section 510 requirements for fixed in-building emergency radio coverage systems in newly constructed buildings that lack minimum emergency responder radio signal strength. The following fee schedule provides funding to purchase, install and maintain fleet-wide mobile radio coverage improvements. The total square footage of the building area is used to determine the total fee.

MERRC Fee

- a. 0 to 50,000 sq. ft. \$0.50 per sq. ft.
- b. Additional sq. ft. from 50,001 to 100,000 \$0.30 per sq. ft.
- c. Additional sq. ft. exceeding 100,000 \$0.10 per sq. ft.

**Violations:**

**DELINQUENT REINSPECTION FEES**

Effective July 1, 2025, a cost-based fee shall be imposed when more than two fire code reinspection's are necessary to ensure that fire code violations have been adequately abated.

1. Delinquent Reinspection Fee \$300 per reinspection

**Invoices:**

The District shall address the invoices for fees to the tenant or registered property owner or agent of a building where the violation exists. The Fire Chief, or designee, shall be responsible for determining the party responsible for each invoice.

**Collection Procedures:**

Fees will be invoiced within 60 days after the conclusion of the reinspection. Payment is due within 60 days of the date of receipt. If payment is not made within 60 days, the invoice shall be considered delinquent and the District may proceed with collections. The District may also pursue recovery of attorney's fees and costs as permitted by statute.

**Appeals:**

To file an appeal of a fee assessed under this section of the Fee Schedule, the appellant must provide a written statement to the Fire Chief within 15 days of receipt of the fee invoice. The appeal must clearly state why the fee should not be applied to the appellant. The Fire Chief or designee will issue a written decision within 30 days.

**Waiver:**

The Fire Chief may, partially or fully, waive fees assessed in compliance with this section of the Fee Schedule, at their sole discretion.

Fines of not less than \$25.00 or more than \$100.00 for each offense. Each day's continued refusal to conform to the fire code or remove a fire hazard after notice by the inspecting officer is a separate offense.

**Burning violation resulting in an uncontrolled or escape fire:**

\$250.00 or suppression cost (personnel, equipment, apparatus), whichever is greater.

**False Alarms:**

For violations of Section 401.5 of the Fire Code and/or response to 3 or more false alarms at the same location in a 356-day time period from the first alarm, the court may order responsible person or persons pay for all costs incurred responding fire personnel and apparatus as set by the State Fire Marshal's fee schedule.

**Training Center Use:**

The District Training Center Use fees apply to private businesses wishing to rent the use of the District's training grounds. Site usage fees are not typically charged to qualifying public or not-for-profit organizations.

1. Training Center Rental

- |                                      |                    |
|--------------------------------------|--------------------|
| a. Training Grounds (Inc. Classroom) | \$900/day          |
| b. Classroom Only                    | \$350/day          |
| c. Training Officer/Safety Officer   | \$75/hr min (2) hr |
| d. Confined space/burn/tech tower    | \$250/each         |
| e. Live Fire Props                   | \$1200/day         |

\*Fee includes multimedia system/projector and screen.

\*\* A non refundable deposit for supplies/cleaning \$250.00