

Columbia River Fire and Rescue
BOARD OF DIRECTORS
REGULAR BOARD MEETING
58611 McNulty Way, St. Helens, OR

May 21, 2026

6:00 P.M.

Microsoft Teams meeting

Join:

<https://teams.microsoft.com/meet/22091683333623?p=xZFUh25j0QRabaVwFS>

Meeting ID: 220 916 833 336 23

Passcode: fn2Dd6d4

[Need help?](#) | [System reference](#)

Dial in by phone

[+1 332-249-0606,,764670804#](tel:+13322490606764670804) United States, New York City

[Find a local number](#)

Phone conference ID: 764 670 804#

Please Note: *Members of the Board of Directors will be attending the meeting in person. Public comments will be taken. Please email lehnerk@crfr.com to be included on the sign-in sheet by 5:45 pm on Thursday, May 21, 2026. All attendees should mute their mics when not called on for comment.*

Call Regular Meeting To Order: President Welby

Flag Salute: President Welby

Changes To Agenda: As applicable

Recognition: David Bair Promotion

Correspondence: As applicable

Public Comment: Comments from the public: As applicable

Local 3215 Report: As applicable

Volunteer Report: As applicable

Consent Agenda: Minutes from Board Meeting April 09, 2026 – Financials

Chief Officer's Report:

Old Business:

New Business: Resolution FY 2025-26-09 RT Tile – St. Helens Station
RFP – Emergency Construction Services

Board Members' Comments:

Adjourn:

Columbia River Fire & Rescue
Regular Meeting of the Boards of Directors
58611 McNulty Way, Saint Helens, OR
April 09, 2026, 6:00 pm

Regular Meeting: After due and legal notice, the Regular Board meeting of the Columbia River Fire & Rescue Board of Directors was called to order by President Welby at 6:00 pm.

Present: Austin Zimbrick (phone in), Mark Gundersen, Ryan Welby, Paul Rice (phone in)

Absent: Richard Fletcher

Others: Chief Smythe, K. Lehner, Alex Bilton, Hunter Johnson, BC Wonderly, Lt. King, T. Anderson, L. Strolis, C. Bilton, M. Preston, I. Gonzalez, T. Finley, C. Chism, Bilton Family/Friends, Johnson Family/Friends

Via Teams Meeting/Phone In: S. Raichel

Flag Salute: President Welby

Recognition: Alex Bilton and Hunter Johnson, 12-month probation completion and badge pinning

Changes to Agenda: None

Public Comment: None

Local 3215 Report: None

Volunteer Report: None

Correspondence: None

CRFR Consent Agenda: Included in the consent agenda are the minutes from the Regular Board meeting on March 12th, the March check register, the budget-to-actual, and the March bank statement. Director Gundersen made a motion to approve the consent agenda, and Director Rice seconded the motion. All were in favor, and the motion was approved 4-0.

Chief Officers Report: Chief Smythe discussed the detailed reporting provided in the board packet that goes over the call volume in detail. He spoke of the graduation of the 2 firefighters, staffing updates with upcoming vacancies, and interviews scheduled to bring on more firefighters. President Welby inquired about the status of the LBTC fire damage, and Chief Smythe stated he would have more information at the May meeting. Chief Smythe confirmed the date/time of the budget and board meeting taking place on May 21st, with the budget meeting starting at 5 pm. The board meeting needed to be rescheduled due to the Chief Officers' attendance at a conference.

Old Business: None

New Business: Resolution FY 2025-26-08 2008 Pierce Saber Repair. Director Gundersen made a motion to approve resolution FY 2025-26-08. Director Rice 2nd the motion. All in favor, 4-0.

Board Comments:

Director Gundersen: Congrats to firefighters

President Welby: Congrats to firefighters on completing probationary period.

VP Zimbrick: Congrats

Director Rice: Congrats

Adjourn: 6:22 pm



P.O. BOX 94033, PALATINE, IL 60094-4033
Return Service Requested

001195

How to reach us

bmo.com/contact
888-340-2265



COLUMBIA RIVER FIRE AND RESCUE
270 COLUMBIA BLVD
ST HELENS OR 97051-2022

Date
April 01, 2026 through
April 30, 2026
Primary Account Number
152005765

EFFECTIVE 5/4/2026: (1) IN THE HANDBOOK, ALL REFERENCES TO "BRANCH" WILL CHANGE TO "FINANCIAL CENTER". "FINANCIAL CENTER" EXCLUDES MOBILE BANKING OFFICES WHERE NOTED.

(2) THE DEPOSIT ACCOUNT AGREEMENT WILL BE AMENDED TO REFLECT CHANGES: * SECTION 7.A DEPOSITS: WE NO LONGER ACCEPT NIGHT DEPOSITORY DEPOSITS FOR CONSUMER ACCOUNTS. * SECTION 7.Q CUSTOMER COMMUNICATIONS: WE ARE AUTHORIZED TO CONTACT YOU AT ANY EMAIL ADDRESS, PHONE NUMBER, OR ADDRESS WE RECEIVE FROM A THIRD PARTY. * SECTION 8 FUNDS AVAILABILITY POLICY FOR DEPOSIT ACCOUNTS: UNDER "LONGER DELAYS MAY APPLY", WE WILL SEND YOU THE NOTICE BY MAIL AND/OR ELECTRONICALLY (IF PERMITTED). UNDER "SPECIAL RULES FOR NEW CHECKING ACCOUNTS", REFERENCE TO FUNDS BEING AVAILABLE "ON" OR "UNTIL" THE 9TH BUSINESS DAY IS CHANGED TO "NO LATER THAN" THE 9TH BUSINESS DAY.

YOUR CONTINUED USE OF THIS ACCOUNT AS OF 5/4/2026 CONFIRMS YOUR AGREEMENT TO THESE CHANGES. IF YOU HAVE QUESTIONS ABOUT ANY OF YOUR BMO ACCOUNTS, PLEASE CALL US TOLL-FREE AT 1-888-340-2265. BMO BANK N.A. MEMBER FDIC EQUAL HOUSING LENDER. NMLS 401052 VISIT US ONLINE AT WWW.BMO.COM

Statement Summary

ACCOUNT DESCRIPTION	ACCOUNT NUMBER	BALANCE (AS OF APRIL 30, 2026)
PUBLIC FUNDS CHECKING	152005765	\$565,181.22

FOR YOUR PROTECTION

Examine this statement promptly. Any discrepancy must be reported within 30 days. Consumer customers: A discrepancy regarding a consumer electronic transfer, consumer card transaction, and consumer overdraft credit line account must be reported within 60 days.

CONTINUED ON NEXT PAGE



Account Summary - PUBLIC FUNDS CHECKING #152005765

BEGINNING BALANCE AS OF MARCH 31, 2026	NUMBER OF DEPOSITS	DEPOSIT AMOUNT	NUMBER OF WITHDRAWALS	WITHDRAWAL AMOUNT	SERVICE CHARGES	ENDING BALANCE AS OF APRIL 30, 2026
\$559,390.23	91	\$480,703.65	99	\$474,912.66	\$0.00	\$565,181.22

Monthly Activity Details

Date	Transaction description	Withdrawal	Deposit	Balance
	BEGINNING BALANCE			\$559,390.23
Apr 01	EDI/EFT CCD+ CREDIT		\$298.56	
Apr 01	CCD MERCHANT SERVICE MERCH DEP		\$13,969.90	
Apr 01	ACH DEBIT	(\$69.99)		
Apr 01	CCD MERCHANT SERVICE MERCH FEE	(\$224.59)		
Apr 01	ACH DEBIT	(\$1,450.00)		
Apr 01	PPD Penserv Plan Ser PenServ PI			
Apr 01	ACH DEBIT	(\$13,333.16)		\$558,580.95
Apr 02	CCD HRA VEBA WITHDRAWAL			
Apr 02	EDI/EFT CCD+ CREDIT		\$621.32	
Apr 02	CCD UnitedHealthcare HCCLAIMPMT	(\$19.99)		
Apr 02	CCD BENEFITHELP SOLU DEBCARDTX	(\$134.71)		
Apr 02	ACH DEBIT	(\$198.72)		
Apr 02	CCD PYE-BARKER FIRE ACH			
Apr 02	ACH DEBIT	(\$550.00)		\$558,298.85
Apr 02	CCD AFLAC COLUMBUS ACHPMT			
Apr 02	Check 75933			
Apr 03	EDI/EFT CCD+ CREDIT		\$466.43	
Apr 03	CCD CIGNA EDGE TRANS HCCLAIMPMT			
Apr 03	EDI/EFT CCD+ CREDIT		\$1,000.24	
Apr 03	CCD CIGNA HCCLAIMPMT			
Apr 03	ACH DEBIT	(\$10.00)		\$559,755.52
Apr 03	CCD iStream 4920003			
Apr 06	EDI/EFT CCD+ CREDIT		\$344.88	
Apr 06	CCD MERCHANT SERVICE MERCH DEP			
Apr 06	EDI/EFT CCD+ CREDIT		\$824.54	
Apr 06	CCD UnitedHealthcare HCCLAIMPMT			
Apr 06	EDI/EFT CCD+ CREDIT		\$6,528.27	
Apr 06	CCD Regence BCBCO HCCLAIMPMT			
Apr 06	ACH DEBIT	(\$19.99)		
Apr 06	CCD BENEFITHELP SOLU DEBCARDTX			
Apr 06	ACH DEBIT	(\$89.53)		
Apr 06	CCD COLUMBIA RIVER P ACH ITEM			
Apr 06	ACH DEBIT	(\$144.98)		

CONTINUED ON NEXT PAGE



• **Monthly Activity Details (cont'd)**

Date	Transaction description	Withdrawal	Deposit	Balance
Apr 06	CCD COLUMBIA RIVER P ACH ITEM ACH DEBIT	(\$187.84)		
Apr 06	CCD COLUMBIA RIVER P ACH ITEM ACH DEBIT	(\$203.59)		
Apr 06	CCD COLUMBIA RIVER P ACH ITEM ACH DEBIT	(\$209.98)		
Apr 06	CCD COLUMBIA RIVER P ACH ITEM ACH DEBIT	(\$212.61)		
Apr 06	CCD COLUMBIA RIVER P ACH ITEM ACH DEBIT	(\$247.96)		
Apr 06	CCD COLUMBIA RIVER P ACH ITEM ACH DEBIT	(\$505.30)		
Apr 06	CCD COLUMBIA RIVER P ACH ITEM ACH DEBIT	(\$564.97)		
Apr 06	CCD COLUMBIA RIVER P ACH ITEM ACH DEBIT	(\$4,298.45)		
Apr 06	PPD ATT PAYMENT ACH DEBIT	(\$59,673.60)		\$501,094.41
Apr 07	CCD HRA VEBA WITHDRAWAL EDI/EFT CCD+ CREDIT		\$0.90	
Apr 07	CCD OR DHS HP MMIS HCCLAIMPMT ACH DEPOSIT		\$30.85	
Apr 07	CCD COLUMBIARIVERFR MERC DEP ACH DEPOSIT		\$50.85	
Apr 07	CCD COLUMBIARIVERFR MERC DEP EDI/EFT CCD+ CREDIT		\$162.61	
Apr 07	CCD AARP Supplementa HCCLAIMPMT EDI/EFT CCD+ CREDIT		\$423.94	
Apr 07	CCD MERCHANT SERVICE MERCH DEP EDI/EFT CTX CREDIT		\$2,464.60	
Apr 07	CTX 36 TREAS 310 MISC PAY EDI/EFT CCD+ CREDIT		\$3,670.15	
Apr 07	CCD NORIDIAN WAORAK HCCLAIMPMT ACH DEBIT	(\$8.05)		
Apr 07	CCD BENEFITHELP SOLU DEBCARDTX ACH DEBIT	(\$23.34)		
Apr 07	PPD NORTHWEST NATURA BILLPAY ACH DEBIT	(\$424.05)		
Apr 07	PPD NORTHWEST NATURA BILLPAY ACH DEBIT	(\$674.50)		
Apr 07	PPD NORTHWEST NATURA BILLPAY ACH DEBIT	(\$869.44)		
Apr 07	CCD CLATSKANIE PUD PUD PAYMNT ACH DEBIT	(\$997.25)		\$504,901.68
Apr 08	PPD NORTHWEST NATURA BILLPAY ACH DEPOSIT		\$63.00	
Apr 08	CCD PNP BILLPAYMENT 040326SETT ACH DEPOSIT		\$63.00	

CONTINUED ON NEXT PAGE



• **Monthly Activity Details (cont'd)**

Date	Transaction description	Withdrawal	Deposit	Balance
Apr 08	CCD PNP BILLPAYMENT 040426SETT EDI/EFT CCD+ CREDIT		\$566.23	
Apr 08	CCD MERCHANT SERVICE MERCH DEP EDI/EFT CCD+ CREDIT		\$1,641.65	
Apr 08	CCD CIGNA EDGE TRANS HCCLAIMPMT EDI/EFT CTX CREDIT		\$2,326.60	
Apr 08	CTX 36 TREAS 310 MISC PAY ACH DEPOSIT		\$31,960.91	
Apr 08	CCD iStream 4920003 ACH DEBIT	(\$324.52)		\$541,198.55
Apr 09	PPD NORTHWEST NATURA BILLPAY EDI/EFT CCD+ CREDIT		\$25.74	
Apr 09	CCD MERCHANT SERVICE MERCH DEP ACH DEPOSIT		\$100.85	
Apr 09	CCD COLUMBIARIVERFR MERC DEP EDI/EFT CCD+ CREDIT		\$504.35	
Apr 09	CCD Optum HCCLAIMPMT EDI/EFT CCD+ CREDIT		\$504.36	
Apr 09	CCD UnitedHealthcare HCCLAIMPMT EDI/EFT CCD+ CREDIT		\$607.66	
Apr 09	CCD NORIDIAN WAORAK HCCLAIMPMT EDI/EFT CCD+ CREDIT		\$1,216.75	
Apr 09	CCD UNITEDHEALTHCARE HCCLAIMPMT EDI/EFT CCD+ CREDIT		\$1,969.84	
Apr 09	CCD PacificSource CREDIT ACH DEBIT	(\$1,051.39)		\$545,076.71
Apr 10	CCD COMCAST CABLE EDI/EFT CCD+ CREDIT		\$140.00	
Apr 10	CCD MERCHANT SERVICE MERCH DEP EDI/EFT CCD+ CREDIT		\$164.10	
Apr 10	CCD WPS-TMEP CONTRAC HCCLAIMPMT EDI/EFT CCD+ CREDIT		\$2,658.94	\$548,039.75
Apr 13	CCD UnitedHealthcare HCCLAIMPMT EDI/EFT CCD+ CREDIT		\$25.74	
Apr 13	CCD MERCHANT SERVICE MERCH DEP EDI/EFT CCD+ CREDIT		\$154.43	
Apr 13	CCD MERCHANT SERVICE MERCH DEP ACH DEBIT	(\$438.03)		\$547,781.89
Apr 14	PPD COMCAST-XFINITY CABLE SVCS EDI/EFT CCD+ CREDIT		\$51.48	
Apr 14	CCD MERCHANT SERVICE MERCH DEP ACH DEBIT	(\$30.89)		
Apr 14	WEB WASTE CONNECTION WEB_PAY ACH DEBIT	(\$64.61)		
Apr 14	WEB WASTE CONNECTION WEB_PAY ACH DEBIT	(\$73.90)		
Apr 14	WEB WASTE CONNECTION WEB_PAY ACH DEBIT	(\$91.30)		

CONTINUED ON NEXT PAGE



• **Monthly Activity Details (cont'd)**

Date	Transaction description	Withdrawal	Deposit	Balance
Apr 14	WEB WASTE CONNECTION WEB_PAY ACH DEBIT	(\$97.96)		
Apr 14	CCD BENEFITHELP SOLU DEBCARDTX ACH DEBIT	(\$127.63)		
Apr 14	WEB ST HELENS OR DEBITS ACH DEBIT	(\$168.70)		
Apr 14	WEB WASTE CONNECTION WEB_PAY ACH DEBIT	(\$186.90)		
Apr 14	WEB WASTE CONNECTION WEB_PAY ACH DEBIT	(\$246.10)		
Apr 14	WEB WASTE CONNECTION WEB_PAY ACH DEBIT	(\$418.49)		
Apr 14	WEB ST HELENS OR DEBITS ACH DEBIT	(\$570.73)		
Apr 14	WEB GOTO COMMUNICATI PURCHASE ACH DEBIT	(\$806.21)		\$544,949.95
Apr 15	WEB ST HELENS OR DEBITS EDI/EFT CCD+ CREDIT		\$10.00	
Apr 15	CCD MERCHANT SERVICE MERCH DEP EDI/EFT CTX CREDIT		\$155.02	
Apr 15	CTX 36 TREAS 310 MISC PAY EDI/EFT CCD+ CREDIT		\$219.28	
Apr 15	CCD MERCHANT SERVICE MERCH DEP EDI/EFT CCD+ CREDIT		\$290.00	
Apr 15	CCD WPS-TMEP CONTRAC HCCLAIMPMT EDI/EFT CCD+ CREDIT		\$466.13	
Apr 15	CCD DEVOTED HEALTH P HCCLAIMPMT EDI/EFT CCD+ CREDIT		\$722.28	
Apr 15	CCD UnitedHealthcare HCCLAIMPMT EDI/EFT CTX CREDIT		\$2,568.10	
Apr 15	CTX 36 TREAS 310 MISC PAY ACH DEPOSIT		\$33,839.26	
Apr 15	CCD iStream 4920003 ACH DEBIT	(\$539.84)		\$582,680.18
Apr 16	CCD CINTASCORPORATIO 67EAA77A3D EDI/EFT CCD+ CREDIT		\$106.56	
Apr 16	CCD MERCHANT SERVICE MERCH DEP EDI/EFT CCD+ CREDIT		\$9,824.80	
Apr 16	CCD NORIDIAN WAORAK HCCLAIMPMT ACH DEBIT	(\$90.00)		
Apr 16	CCD BENEFITHELP SOLU EMPL FEE ACH DEBIT	(\$353.83)		\$592,167.71
Apr 17	PPD Rainier City OR Payment ACH DEPOSIT		\$19.99	
Apr 17	CCD BENEFITHELP SOLU DEBCARDTX EDI/EFT CCD+ CREDIT		\$175.00	
Apr 17	CCD MERCHANT SERVICE MERCH DEP EDI/EFT CTX CREDIT		\$1,244.75	

CONTINUED ON NEXT PAGE



• **Monthly Activity Details (cont'd)**

Date	Transaction description	Withdrawal	Deposit	Balance
Apr 17	CTX 36 TREAS 310 MISC PAY EDI/EFT CCD+ CREDIT		\$2,961.01	
Apr 17	CCD NORIDIAN WAORAK HCCLAIMPMT ACH DEBIT	(\$38.00)		\$596,530.46
Apr 20	PPD MCNULTY WATER UMS BILL EDI/EFT CCD+ CREDIT		\$25.74	
Apr 20	CCD MERCHANT SERVICE MERCH DEP EDI/EFT CCD+ CREDIT		\$25.74	
Apr 20	CCD MERCHANT SERVICE MERCH DEP ACH DEPOSIT		\$63.00	
Apr 20	CCD PNP BILLPAYMENT 041526SETT EDI/EFT CCD+ CREDIT		\$1,188.46	
Apr 20	CCD NORIDIAN WAORAK HCCLAIMPMT EDI/EFT CCD+ CREDIT		\$1,699.25	
Apr 20	CCD UnitedHealthcare HCCLAIMPMT EDI/EFT CCD+ CREDIT		\$6,893.78	
Apr 20	CCD Regence BCBCO HCCLAIMPMT Check 75968	(\$1,283.64)		
Apr 20	Check 75980	(\$204.82)		
Apr 20	Check 75988	(\$5,715.00)		
Apr 20	Check 76000	(\$74,393.50)		
Apr 20	Check 76006	(\$2,771.92)		
Apr 20	Check 76009	(\$665.00)		\$521,392.55
Apr 21	EDI/EFT CCD+ CREDIT CCD WPS-TMEP CONTRAC HCCLAIMPMT		\$156.83	
Apr 21	EDI/EFT CCD+ CREDIT CCD OR DHS HP MMIS HCCLAIMPMT		\$2,100.85	
Apr 21	EDI/EFT CCD+ CREDIT CCD ODS Health Plan HCCLAIMPMT		\$2,860.01	
Apr 21	TELLER DEPOSIT		\$6,997.34	
Apr 21	ACH DEBIT CCD BENEFITHELP SOLU DEBCARDTX	(\$379.04)		
Apr 21	Check 75969	(\$1,740.05)		
Apr 21	Check 75972	(\$1,439.35)		
Apr 21	Check 75974	(\$7,810.86)		
Apr 21	Check 75975	(\$690.00)		
Apr 21	Check 75976	(\$35.97)		
Apr 21	Check 75977	(\$6,276.90)		
Apr 21	Check 75979	(\$7,563.75)		
Apr 21	Check 75981	(\$1,215.00)		
Apr 21	Check 75985	(\$241.44)		
Apr 21	Check 75987	(\$805.73)		
Apr 21	Check 75989	(\$8,393.50)		
Apr 21	Check 75991	(\$773.61)		
Apr 21	Check 75997	(\$506.57)		
Apr 21	Check 75998	(\$2,415.56)		
Apr 21	Check 76002	(\$1,707.17)		
Apr 21	Check 76003	(\$4,869.76)		

CONTINUED ON NEXT PAGE



• **Monthly Activity Details (cont'd)**

Date	Transaction description	Withdrawal	Deposit	Balance
Apr 21	Check 76007	(\$3,206.14)		
Apr 21	Check 76010	(\$1,981.61)		
Apr 21	Check 76011	(\$10,741.20)		\$470,714.37
Apr 22	EDI/EFT CCD+ CREDIT CCD NORIDIAN WAORAK HCCLAIMPMT		\$630.83	
Apr 22	EDI/EFT CCD+ CREDIT CCD CIGNA EDGE TRANS HCCLAIMPMT		\$689.28	
Apr 22	EDI/EFT CCD+ CREDIT CCD UnitedHealthcare HCCLAIMPMT		\$3,540.20	
Apr 22	ACH DEPOSIT CCD iStream 4920003		\$18,129.11	
Apr 22	ACH DEBIT TEL CANON PAYMENT	(\$265.10)		
Apr 22	Check 75973	(\$399.00)		
Apr 22	Check 75984	(\$16,864.65)		
Apr 22	Check 76004	(\$5,923.37)		
Apr 22	ACCT ANALYSIS SERV CHG	(\$192.29)		\$470,059.38
Apr 23	EDI/EFT CCD+ CREDIT CCD MERCHANT SERVICE MERCH DEP		\$77.21	
Apr 23	EDI/EFT CCD+ CREDIT CCD AARP Supplementa HCCLAIMPMT		\$170.82	
Apr 23	ACH DEPOSIT CCD COLUMBIARIVERFR MERC DEP		\$300.85	
Apr 23	EDI/EFT CCD+ CREDIT CCD AETNA AS01 HCCLAIMPMT		\$867.77	
Apr 23	EDI/EFT CCD+ CREDIT CCD OREGON ST TREAS LGIP ACH		\$250,000.00	
Apr 23	Check 75978	(\$2,390.00)		
Apr 23	Check 75983	(\$34,160.00)		
Apr 23	Check 75992	(\$270.14)		
Apr 23	Check 75993	(\$1,674.00)		
Apr 23	Check 76008	(\$6,331.16)		
Apr 23	Check 76012	(\$629.75)		\$676,020.98
Apr 24	EDI/EFT CCD+ CREDIT CCD MERCHANT SERVICE MERCH DEP		\$146.53	
Apr 24	Check 75970	(\$2,689.18)		
Apr 24	Check 75994	(\$290.00)		
Apr 24	Check 76001	(\$630.00)		\$672,558.33
Apr 27	ACH DEPOSIT CCD KAISER PERMA2168 CASH C&D		\$44.39	
Apr 27	EDI/EFT CCD+ CREDIT CCD MERCHANT SERVICE MERCH DEP		\$51.48	
Apr 27	EDI/EFT CTX CREDIT CTX 36 TREAS 310 MISC PAY		\$698.02	
Apr 27	EDI/EFT CCD+ CREDIT CCD Regence BCBCO HCCLAIMPMT		\$1,734.79	
Apr 27	EDI/EFT CCD+ CREDIT CCD NORIDIAN WAORAK HCCLAIMPMT		\$7,356.40	

CONTINUED ON NEXT PAGE



• **Monthly Activity Details (cont'd)**

Date	Transaction description	Withdrawal	Deposit	Balance
Apr 27	ACH DEBIT CCD EMPLOYER CONTRB PERS CNTRB	(\$23,871.55)		
Apr 27	ACH DEBIT CCD EMPLOYER CONTRB PERS CNTRB	(\$106,233.37)		
Apr 27	Check 75971	(\$1,202.24)		
Apr 27	Check 75982	(\$915.85)		
Apr 27	Check 75990	(\$183.95)		
Apr 27	Check 75995	(\$108.14)		
Apr 27	Check 76013	(\$4,150.00)		\$545,778.31
Apr 28	ACH DEPOSIT CCD PNP BILLPAYMENT 042326SETT		\$63.00	
Apr 28	EDI/EFT CCD+ CREDIT CCD ODS Health Plan HCCLAIMPMT		\$697.27	
Apr 28	EDI/EFT CCD+ CREDIT CCD OR DHS HP MMIS HCCLAIMPMT		\$1,322.69	
Apr 28	EDI/EFT CCD+ CREDIT CCD DEPT OF FORESTRY PAYMENT		\$1,789.53	
Apr 28	EDI/EFT CCD+ CREDIT CCD NORIDIAN WAORAK HCCLAIMPMT		\$10,829.37	
Apr 28	ACH DEBIT WEB NEW HORIZONS COM PURCHASE	(\$989.79)		\$559,490.38
Apr 29	EDI/EFT CCD+ CREDIT CCD NORIDIAN WAORAK HCCLAIMPMT		\$7.87	
Apr 29	EDI/EFT CCD+ CREDIT CCD MERCHANT SERVICE MERCH DEP		\$30.00	
Apr 29	EDI/EFT CCD+ CREDIT CCD UHC Benefits TX HCCLAIMPMT		\$262.91	
Apr 29	EDI/EFT CCD+ CREDIT CCD WPS-TMEP CONTRAC HCCLAIMPMT		\$290.00	
Apr 29	EDI/EFT CCD+ CREDIT CCD DEVOTED HEALTH P HCCLAIMPMT		\$439.01	
Apr 29	EDI/EFT CCD+ CREDIT CCD CIGNA HCCLAIMPMT		\$727.44	
Apr 29	EDI/EFT CCD+ CREDIT CCD AETNA AS01 HCCLAIMPMT		\$796.86	
Apr 29	EDI/EFT CCD+ CREDIT CCD UnitedHealthcare HCCLAIMPMT		\$2,868.52	
Apr 29	ACH DEPOSIT CCD iStream 4920003		\$17,799.77	
Apr 29	Check 75967	(\$40.37)		
Apr 29	Check 75996	(\$447.38)		\$582,225.01
Apr 30	EDI/EFT CCD+ CREDIT CCD MERCHANT SERVICE MERCH DEP		\$140.00	
Apr 30	EDI/EFT CCD+ CREDIT CCD MERCHANT SERVICE MERCH DEP		\$154.43	
Apr 30	EDI/EFT CCD+ CREDIT CCD UnitedHealthcare HCCLAIMPMT		\$2,775.76	
Apr 30	EDI/EFT CCD+ CREDIT		\$5,054.69	

CONTINUED ON NEXT PAGE



• **Monthly Activity Details (cont'd)**

Date	Transaction description	Withdrawal	Deposit	Balance
Apr 30	CCD NORIDIAN WAORAK HCCLAIMPMT ACH DEBIT	(\$950.00)		
Apr 30	PPD Penserv Plan Ser PenServ PI ACH DEBIT	(\$11,052.17)		
Apr 30	PPD NATIONWIDE PAYMENTS ACH DEBIT	(\$13,166.50)		\$565,181.22
	CCD HRA VEBA WITHDRAWAL			
	ENDING BALANCE			\$565,181.22

• **Checks in Serial Number Order**

Date	Serial Number	Amount	Date	Serial Number	Amount
Apr 02	75933	\$550.00	Apr 27	75990	\$183.95
Apr 29	75967 *	\$40.37	Apr 21	75991	\$773.61
Apr 20	75968	\$1,283.64	Apr 23	75992	\$270.14
Apr 21	75969	\$1,740.05	Apr 23	75993	\$1,674.00
Apr 24	75970	\$2,689.18	Apr 24	75994	\$290.00
Apr 27	75971	\$1,202.24	Apr 27	75995	\$108.14
Apr 21	75972	\$1,439.35	Apr 29	75996	\$447.38
Apr 22	75973	\$399.00	Apr 21	75997	\$506.57
Apr 21	75974	\$7,810.86	Apr 21	75998	\$2,415.56
Apr 21	75975	\$690.00	Apr 20	76000 *	\$74,393.50
Apr 21	75976	\$35.97	Apr 24	76001	\$630.00
Apr 21	75977	\$6,276.90	Apr 21	76002	\$1,707.17
Apr 23	75978	\$2,390.00	Apr 21	76003	\$4,869.76
Apr 21	75979	\$7,563.75	Apr 22	76004	\$5,923.37
Apr 20	75980	\$204.82	Apr 20	76006 *	\$2,771.92
Apr 21	75981	\$1,215.00	Apr 21	76007	\$3,206.14
Apr 27	75982	\$915.85	Apr 23	76008	\$6,331.16
Apr 23	75983	\$34,160.00	Apr 20	76009	\$665.00
Apr 22	75984	\$16,864.65	Apr 21	76010	\$1,981.61
Apr 21	75985	\$241.44	Apr 21	76011	\$10,741.20
Apr 21	75987 *	\$805.73	Apr 23	76012	\$629.75
Apr 20	75988	\$5,715.00	Apr 27	76013	\$4,150.00
Apr 21	75989	\$8,393.50			

* Indicates a skip in sequence

Columbia River Fire & Rescue

Bank Check Register Report - General Checking

Transaction Number	Source	Transaction Type	Transaction Date	Reference	Deposits	Payments	Total	Post Date	Status
75967	Accounts Payable	Computer Check	04/15/2026	Ace Hardware	\$0.00	\$40.37	(\$40.37)	04/15/2026	Outstanding
75968	Accounts Payable	Computer Check	04/15/2026	Airgas Nor Pac	\$0.00	\$1,283.64	(\$1,324.01)	04/15/2026	Outstanding
75969	Accounts Payable	Computer Check	04/15/2026	Amazon Capital Services	\$0.00	\$1,740.05	(\$3,064.06)	04/15/2026	Outstanding
75970	Accounts Payable	Computer Check	04/15/2026	Arrow Manufacturing, Inc.	\$0.00	\$2,689.18	(\$5,753.24)	04/15/2026	Outstanding
75971	Accounts Payable	Computer Check	04/15/2026	Asset Recovery Group, Inc.	\$0.00	\$1,202.24	(\$6,955.48)	04/15/2026	Outstanding
75972	Accounts Payable	Computer Check	04/15/2026	Berco Billing Service	\$0.00	\$1,439.35	(\$8,394.83)	04/15/2026	Outstanding
75973	Accounts Payable	Computer Check	04/15/2026	Cascade Fire Equipment	\$0.00	\$399.00	(\$8,793.83)	04/15/2026	Outstanding
75974	Accounts Payable	Computer Check	04/15/2026	Centerlogic Inc	\$0.00	\$7,810.86	(\$16,604.69)	04/15/2026	Outstanding
75975	Accounts Payable	Computer Check	04/15/2026	Timothy Hennigan	\$0.00	\$690.00	(\$17,294.69)	04/15/2026	Outstanding
75976	Accounts Payable	Computer Check	04/15/2026	Dahlgren's Do It Best Building St	\$0.00	\$35.97	(\$17,330.66)	04/15/2026	Outstanding
75977	Accounts Payable	Computer Check	04/15/2026	Dr. Jenna M. Wiley	\$0.00	\$6,276.90	(\$23,607.56)	04/15/2026	Outstanding
75978	Accounts Payable	Computer Check	04/15/2026	EMS Technology Solutions LLC	\$0.00	\$2,390.00	(\$25,997.56)	04/15/2026	Outstanding
75979	Accounts Payable	Computer Check	04/15/2026	Eric Kytola, CPA	\$0.00	\$7,563.75	(\$33,561.31)	04/15/2026	Outstanding
75980	Accounts Payable	Computer Check	04/15/2026	Hughes Fire Equipment, Inc	\$0.00	\$204.82	(\$33,766.13)	04/15/2026	Outstanding
75981	Accounts Payable	Computer Check	04/15/2026	LaCrosse Footwear	\$0.00	\$1,215.00	(\$34,981.13)	04/15/2026	Outstanding
75982	Accounts Payable	Computer Check	04/15/2026	Liberty Tire Recycling, LLC	\$0.00	\$915.85	(\$35,896.98)	04/15/2026	Outstanding
75983	Accounts Payable	Computer Check	04/15/2026	Life Scan Wellness Centers	\$0.00	\$34,160.00	(\$70,056.98)	04/15/2026	Outstanding
75984	Accounts Payable	Computer Check	04/15/2026	Life-Assist	\$0.00	\$16,864.65	(\$86,921.63)	04/15/2026	Outstanding
75985	Accounts Payable	Computer Check	04/15/2026	LN Curtis & Sons	\$0.00	\$241.44	(\$87,163.07)	04/15/2026	Outstanding
75986	Accounts Payable	Computer Check	04/15/2026	Mary Brown	\$0.00	\$2,450.80	(\$89,613.87)	04/15/2026	Outstanding
75987	Accounts Payable	Computer Check	04/15/2026	MES Services Company LLC	\$0.00	\$805.73	(\$90,419.60)	04/15/2026	Outstanding
75988	Accounts Payable	Computer Check	04/15/2026	Michael V. Tom, J.D.	\$0.00	\$5,715.00	(\$96,134.60)	04/15/2026	Outstanding
75989	Accounts Payable	Computer Check	04/15/2026	Miller Nash LLP	\$0.00	\$8,393.50	(\$104,528.10)	04/15/2026	Outstanding
75990	Accounts Payable	Computer Check	04/15/2026	NORTH AMERICAN RESCUE LLC.	\$0.00	\$183.95	(\$104,712.05)	04/15/2026	Outstanding
75991	Accounts Payable	Computer Check	04/15/2026	NW Safety Clean	\$0.00	\$773.61	(\$105,485.66)	04/15/2026	Outstanding
75992	Accounts Payable	Computer Check	04/15/2026	O'Reilly Auto Parts	\$0.00	\$270.14	(\$105,755.80)	04/15/2026	Outstanding
75993	Accounts Payable	Computer Check	04/15/2026	Oregon Occupational Medicine	\$0.00	\$1,674.00	(\$107,429.80)	04/15/2026	Outstanding
75994	Accounts Payable	Computer Check	04/15/2026	Orkin	\$0.00	\$290.00	(\$107,719.80)	04/15/2026	Outstanding
75995	Accounts Payable	Computer Check	04/15/2026	Pacific Office Automation	\$0.00	\$108.14	(\$107,827.94)	04/15/2026	Outstanding
75996	Accounts Payable	Computer Check	04/15/2026	Portwood Parts	\$0.00	\$447.38	(\$108,275.32)	04/15/2026	Outstanding
75997	Accounts Payable	Computer Check	04/15/2026	PREMIER TRUCK GROUP	\$0.00	\$506.57	(\$108,781.89)	04/15/2026	Outstanding
75998	Accounts Payable	Computer Check	04/15/2026	QUALITY SIGNS AND DESIGN	\$0.00	\$2,415.56	(\$111,197.45)	04/15/2026	Outstanding
75999	Accounts Payable	Computer Check	04/15/2026	SHERWIN WILLIAMS	\$0.00	\$166.70	(\$111,364.15)	04/15/2026	Outstanding
76000	Accounts Payable	Computer Check	04/15/2026	Special Districts Insurance Servic	\$0.00	\$74,393.50	(\$185,757.65)	04/15/2026	Outstanding
76001	Accounts Payable	Computer Check	04/15/2026	Stan's Refrigeration & Air Condit	\$0.00	\$630.00	(\$186,387.65)	04/15/2026	Outstanding
76002	Accounts Payable	Computer Check	04/15/2026	Standard Insurance	\$0.00	\$1,707.17	(\$188,094.82)	04/15/2026	Outstanding
76003	Accounts Payable	Computer Check	04/15/2026	Standard Insurance	\$0.00	\$4,869.76	(\$192,964.58)	04/15/2026	Outstanding

Columbia River Fire & Rescue

Bank Check Register Report - General Checking

Transaction Number	Source	Transaction Type	Transaction Date	Reference	Deposits	Payments	Total	Post Date	Status
76004	Accounts Payable	Computer Check	04/15/2026	Stericycle, Inc	\$0.00	\$5,923.37	(\$198,887.95)	04/15/2026	Outstanding
76005	Accounts Payable	Computer Check	04/15/2026	Stryker Medical	\$0.00	\$19,125.15	(\$218,013.10)	04/15/2026	Outstanding
76006	Accounts Payable	Computer Check	04/15/2026	Sunset Auto Parts, Inc	\$0.00	\$2,771.92	(\$220,785.02)	04/15/2026	Outstanding
76007	Accounts Payable	Computer Check	04/15/2026	Superior Tire Service	\$0.00	\$3,206.14	(\$223,991.16)	04/15/2026	Outstanding
76008	Accounts Payable	Computer Check	04/15/2026	Systems Design West, LLC	\$0.00	\$6,331.16	(\$230,322.32)	04/15/2026	Outstanding
76009	Accounts Payable	Computer Check	04/15/2026	TELEFLEX LLC	\$0.00	\$665.00	(\$230,987.32)	04/15/2026	Outstanding
76010	Accounts Payable	Computer Check	04/15/2026	Walter E Nelson	\$0.00	\$1,981.61	(\$232,968.93)	04/15/2026	Outstanding
76011	Accounts Payable	Computer Check	04/15/2026	Wilcox & Flegel	\$0.00	\$10,741.20	(\$243,710.13)	04/15/2026	Outstanding
76012	Accounts Payable	Computer Check	04/15/2026	Witmer Public Safety Group, Inc.	\$0.00	\$629.75	(\$244,339.88)	04/15/2026	Outstanding
76013	Accounts Payable	Computer Check	04/15/2026	WRG Fire Training Simulation Sy.	\$0.00	\$4,150.00	(\$248,489.88)	04/15/2026	Outstanding

Summary by Transaction Type

Total Deposits:	\$0.00
Less Payments by Transaction Type:	
Computer Check	(\$248,489.88)
Total Payments:	(\$248,489.88)
Adjustments:	
Payment Adjustments	\$0.00
Deposit Adjustments	\$0.00
Total Adjustments:	\$0.00
Total Change in Register Balance:	(\$248,489.88)

Columbia River Fire & Rescue

Budget to Actual Status Report

Unaudited - Management Use Only

		Original Budget 07/01/2025 to 06/30/2026	Actuals 07/01/2025 to 06/30/2026	Variance	% Budget Remaining
00 - General Fund					
Revenues					
00-00-4000	BUDGETED - Beginning Fund Balance	\$2,262,045.00	\$0.00	\$2,262,045.00	(100%)
00-00-4001	Property Tax - Delinquent	\$183,000.00	\$118,357.80	\$64,642.20	(35%)
00-00-4005	Property Tax - Interest & Penalties	\$0.00	\$11,056.44	(\$11,056.44)	0%
00-00-4010	Property Tax - Current Year	\$8,993,000.00	\$8,842,993.75	\$150,006.25	(2%)
00-00-4020	Interest Earned	\$100,000.00	\$185,944.39	(\$85,944.39)	86%
00-00-4030	Donations & Grants	\$500.00	\$11,018.14	(\$10,518.14)	2,104%
00-00-4040	Ambulance Revenue	\$1,800,000.00	\$1,384,823.22	\$415,176.78	(23%)
00-00-4041	GEMT	\$350,000.00	\$214,901.70	\$135,098.30	(39%)
00-00-4060	Fire-Med Revenue	\$40,000.00	\$8,127.00	\$31,873.00	(80%)
00-00-4100	Address Sign Revenue	\$250.00	\$385.00	(\$135.00)	54%
00-00-4110	Sale of Equipment & Property	\$10,000.00	\$7,620.00	\$2,380.00	(24%)
00-00-4160	Fire Service Agreements	\$10,000.00	\$10,130.56	(\$130.56)	1%
00-00-4165	Fire Marshall Inspection Revenue	\$10,000.00	\$4,520.00	\$5,480.00	(55%)
00-00-4180	LBTC Rent/Lease Income	\$5,000.00	\$3,950.00	\$1,050.00	(21%)
00-00-4190	Insurance Refund	\$0.00	\$184,083.47	(\$184,083.47)	0%
00-00-4200	Miscellaneous Revenue	\$15,000.00	\$8,359.18	\$6,640.82	(44%)
00-00-4205	Fleet Maint Revenue	\$15,000.00	\$33,461.32	(\$18,461.32)	123%
00-00-4210	Public Records Request Revenue	\$200.00	\$300.00	(\$100.00)	50%
Total Revenues		\$13,793,995.00	\$11,030,031.97	\$2,763,963.03	(20%)
Expenses					
00-00-5144	Battalion Chief Shift Pay	\$127,752.00	\$0.00	\$127,752.00	100%
00-10-5000	Base Wages	\$4,422,061.00	\$2,936,391.05	\$1,485,669.95	34%
00-10-5100	Overtime	\$791,800.00	\$547,779.60	\$244,020.40	31%
00-10-5130	Acting Lieutenant	\$15,120.00	\$8,460.00	\$6,660.00	44%
00-10-5131	Field Training Officer	\$0.00	\$9,540.00	(\$9,540.00)	0%
00-10-5135	FLSA	\$20,000.00	\$26,480.04	(\$6,480.04)	(32%)
00-10-5144	Battalion Chief Shift Pay	\$0.00	\$107,450.00	(\$107,450.00)	0%
00-10-5145	EMT Differentials & Recertification	\$37,500.00	\$43,125.00	(\$5,625.00)	(15%)
00-10-5146	Mechanics On Call	\$14,440.00	\$10,764.39	\$3,675.61	25%
00-10-5155	Length of Service	\$0.00	\$320.00	(\$320.00)	0%
00-10-5165	Event	\$5,000.00	\$3,400.00	\$1,600.00	32%
00-10-5200	Payroll Tax Expense (Employer Paid Taxes)	\$483,009.00	\$325,895.60	\$157,113.40	33%
00-10-5205	PERS	\$1,179,279.00	\$1,034,728.37	\$144,550.63	12%
00-10-5210	Unemployment	\$12,500.00	\$15,047.61	(\$2,547.61)	(20%)
00-10-5215	Workers Compensation	\$278,585.00	\$267,928.79	\$10,656.21	4%
00-10-5220	Life Insurance	\$0.00	\$2,273.60	(\$2,273.60)	0%
00-10-5225	Medical Insurance	\$933,906.00	\$709,618.75	\$224,287.25	24%
00-10-5230	Disability Insurance	\$200,562.00	\$16,035.37	\$184,526.63	92%
00-10-5235	Employee Asst Program	\$1,669.00	\$4,000.00	(\$2,331.00)	(140%)

Columbia River Fire & Rescue

Budget to Actual Status Report

Unaudited - Management Use Only

		Original Budget	Actuals	Variance	% Budget Remaining
		07/01/2025 to 06/30/2026	07/01/2025 to 06/30/2026		
00-10-5245	HRA VEBA Contribution	\$164,000.00	\$108,331.84	\$55,668.16	34%
00-10-5250	Opt Out Medical Benefit	\$132,000.00	\$79,000.00	\$53,000.00	40%
00-10-5400	Sick Leave/Retirement Payout	\$100,000.00	\$0.00	\$100,000.00	100%
00-10-5405	Vacation & FH Payout	\$50,000.00	\$5,893.70	\$44,106.30	88%
00-20-6001	Vehicle Maintenance Parts (CRFR)	\$130,000.00	\$133,542.37	(\$3,542.37)	(3%)
00-20-6002	Vehicle Maintenance Parts (Outside Work)	\$20,000.00	\$20,406.65	(\$406.65)	(2%)
00-20-6003	Apparatus Fuel & Lubricants	\$108,000.00	\$84,228.91	\$23,771.09	22%
00-20-6004	Building Services / Maint.	\$39,200.00	\$36,601.35	\$2,598.65	7%
00-20-6015	Utilities	\$150,000.00	\$112,510.89	\$37,489.11	25%
00-20-6019	Postage & Shipping	\$500.00	\$489.47	\$10.53	2%
00-20-6020	Administrative Fees	\$1,000.00	\$0.00	\$1,000.00	100%
00-20-6021	Office Supplies	\$5,000.00	\$2,180.07	\$2,819.93	56%
00-20-6022	Memberships / Subscriptions	\$40,000.00	\$24,903.60	\$15,096.40	38%
00-20-6023	Professional Licenses	\$10,500.00	\$12,682.29	(\$2,182.29)	(21%)
00-20-6024	Noncapital Furniture & Equip	\$3,000.00	\$1,235.00	\$1,765.00	59%
00-20-6025	Training / Education	\$50,000.00	\$12,229.27	\$37,770.73	76%
00-20-6026	Travel / Per Diem	\$10,600.00	\$1,653.87	\$8,946.13	84%
00-20-6027	IT Subscription Based Software	\$22,500.00	\$23,522.18	(\$1,022.18)	(5%)
00-20-6028	IT Services	\$106,000.00	\$85,212.50	\$20,787.50	20%
00-20-6029	IT Hardware	\$6,000.00	\$4,623.20	\$1,376.80	23%
00-20-6030	Personal Protective Equipment	\$61,000.00	\$29,588.22	\$31,411.78	51%
00-20-6031	Uniforms	\$35,000.00	\$22,817.50	\$12,182.50	35%
00-20-6034	Supplies	\$13,000.00	\$3,960.91	\$9,039.09	70%
00-20-6035	Bank Charges & Merchant Fees	\$5,000.00	\$5,540.40	(\$540.40)	(11%)
00-20-6041	Background Checks	\$5,000.00	\$7,413.10	(\$2,413.10)	(48%)
00-20-6042	Medical Physicals	\$42,000.00	\$27,248.00	\$14,752.00	35%
00-20-6045	Firefighting Equipment	\$20,000.00	\$24,496.70	(\$4,496.70)	(22%)
00-20-6049	Biohazard Disposal Fees	\$7,000.00	\$8,008.96	(\$1,008.96)	(14%)
00-20-6050	Medical Supplies & Pharmaceuticals	\$174,500.00	\$138,059.58	\$36,440.42	21%
00-20-6100	Radio Equipment	\$20,000.00	\$313.97	\$19,686.03	98%
00-20-6106	Professional Services	\$75,000.00	\$41,666.39	\$33,333.61	44%
00-20-6115	District Mapping/Address Signs	\$1,500.00	\$0.00	\$1,500.00	100%
00-20-6205	Fire Investigations	\$1,000.00	(\$260.00)	\$1,260.00	126%
00-20-6210	Public Education	\$5,000.00	\$41.99	\$4,958.01	99%
00-20-6900	Miscellaneous Expenses	\$1,000.00	\$1,491.83	(\$491.83)	(49%)
00-20-7005	Legal Services	\$190,000.00	\$41,334.30	\$148,665.70	78%
00-20-7035	Apparatus Testing	\$12,000.00	\$0.00	\$12,000.00	100%
00-30-7000	Contractual Svcs - Audit	\$25,000.00	\$24,000.00	\$1,000.00	4%
00-30-7010	Contractual Svcs - Service Contracts	\$125,000.00	\$136,274.98	(\$11,274.98)	(9%)
00-30-7030	Contractual Svcs- District Physician Advisor	\$35,000.00	\$25,107.60	\$9,892.40	28%
00-30-7045	Fairgrounds Lease	\$100.00	\$100.00	\$0.00	0%
00-30-7050	Contractual Svcs - Liability Insurance	\$150,000.00	\$156,237.00	(\$6,237.00)	(4%)
00-30-7060	Contractual Svcs - Civil Service	\$1,750.00	\$1,000.00	\$750.00	43%
00-30-7065	GEMT Fees & Match	\$65,000.00	\$76,419.16	(\$11,419.16)	(18%)

Columbia River Fire & Rescue

Budget to Actual Status Report

Unaudited - Management Use Only

		Original Budget	Actuals		
		07/01/2025 to 06/30/2026	07/01/2025 to 06/30/2026	Variance	% Budget Remaining
00-50-9000	Debt Service Principal	\$140,000.00	\$148,575.26	(\$8,575.26)	(6%)
00-50-9005	Debt Service Interest	\$50,000.00	\$76,701.00	(\$26,701.00)	(53%)
00-50-9500	Contingency Funds	\$500,000.00	\$0.00	\$500,000.00	100%
00-50-9510	Unappropriated Ending Fund Balance	\$2,327,662.00	\$0.00	\$2,327,662.00	100%
00-50-9999	Transfer Out	\$35,000.00	\$0.00	\$35,000.00	100%
Total Expenses		\$13,793,995.00	\$7,814,622.18	\$5,979,372.82	43%
 NET SURPLUS/(DEFICIT)		 \$0.00	 \$3,215,409.79	 (\$3,215,409.79)	 0%

Columbia River Fire & Rescue

Budget to Actual Status Report

Unaudited - Management Use Only

		Original Budget	Actuals	Variance	% Budget Remaining
		07/01/2025 to 06/30/2026	07/01/2025 to 06/30/2026		
08 - Grants Fund (Special Revenue)					
Revenues					
08-00-4030	Donations & Grants-Special Revenue	\$15,000.00	\$50.00	\$14,950.00	(100%)
Total Revenues		\$15,000.00	\$50.00	\$14,950.00	(100%)
Expenses					
08-20-6025	Training & Travel	\$15,000.00	\$0.00	\$15,000.00	100%
Total Expenses		\$15,000.00	\$0.00	\$15,000.00	100%
NET SURPLUS/(DEFICIT)		\$0.00	\$50.00	(\$50.00)	0%

Columbia River Fire & Rescue

Budget to Actual Status Report

Unaudited - Management Use Only

		Original Budget	Actuals	Variance	% Budget Remaining
		07/01/2025 to 06/30/2026	07/01/2025 to 06/30/2026		
10 - Capital Fund					
Revenues					
10-00-4000	BUDGETED - Beginning Fund Balance	\$420,000.00	\$0.00	\$420,000.00	(100%)
10-00-4020	Interest Earned	\$5,000.00	\$0.00	\$5,000.00	(100%)
10-00-4999	Transfers In	\$35,000.00	\$0.00	\$35,000.00	(100%)
Total Revenues		\$460,000.00	\$0.00	\$460,000.00	(100%)
Expenses					
10-40-8005	Capital Outlay - Building Improvements	\$62,690.00	\$68,517.64	(\$5,827.64)	(9%)
10-40-8010	Capital Outlay - Equipment	\$88,500.00	\$32,963.56	\$55,536.44	63%
10-40-8015	Capital Outlay - Apparatus	\$300,000.00	\$407,436.00	(\$107,436.00)	(36%)
10-50-9505	Reserved for Future Expenditures	\$8,810.00	\$0.00	\$8,810.00	100%
Total Expenses		\$460,000.00	\$508,917.20	(\$48,917.20)	(11%)
NET SURPLUS/(DEFICIT)		\$0.00	(\$508,917.20)	\$508,917.20	0%

Monthly Report

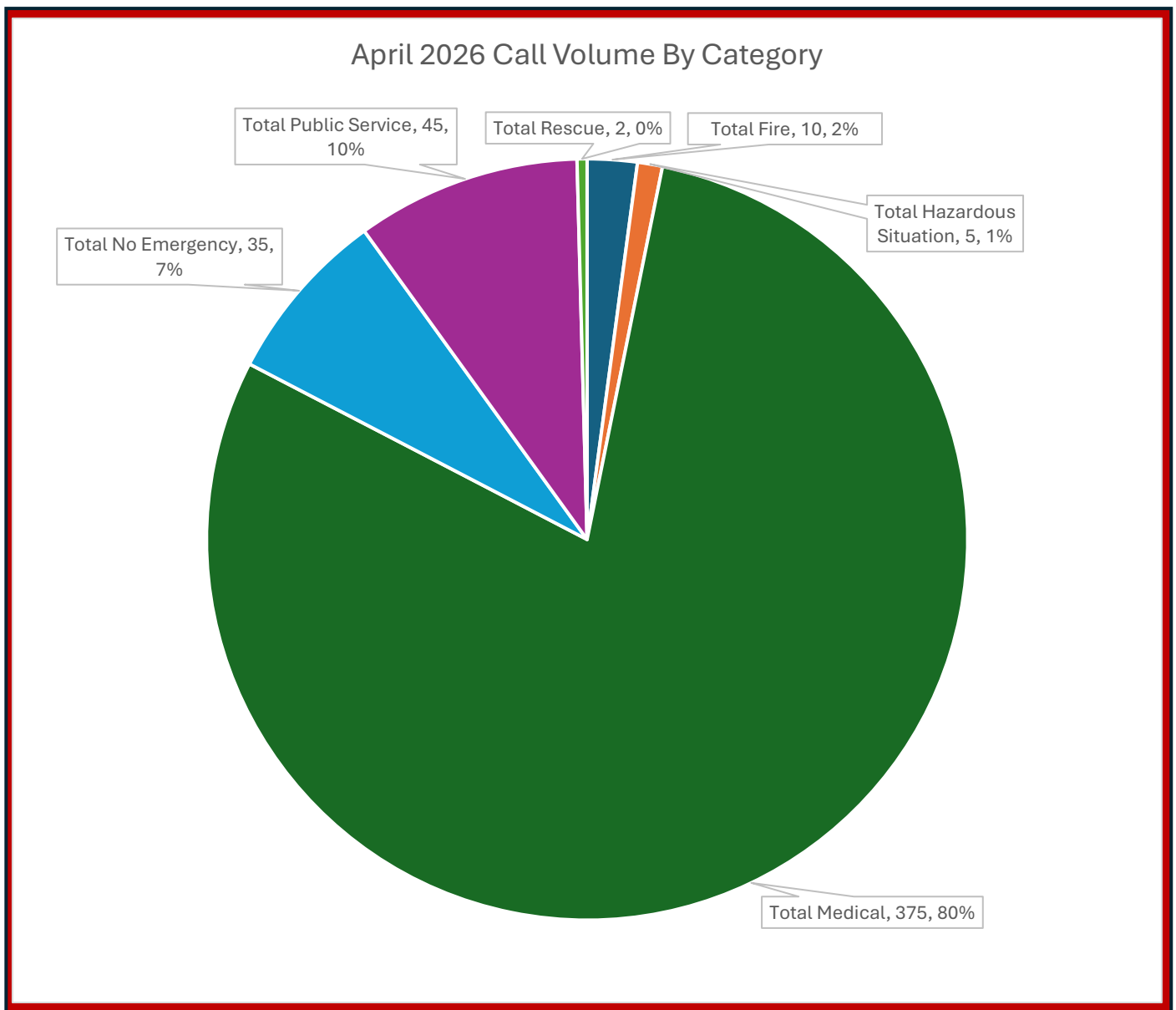


APRIL 2026

OPERATIONS

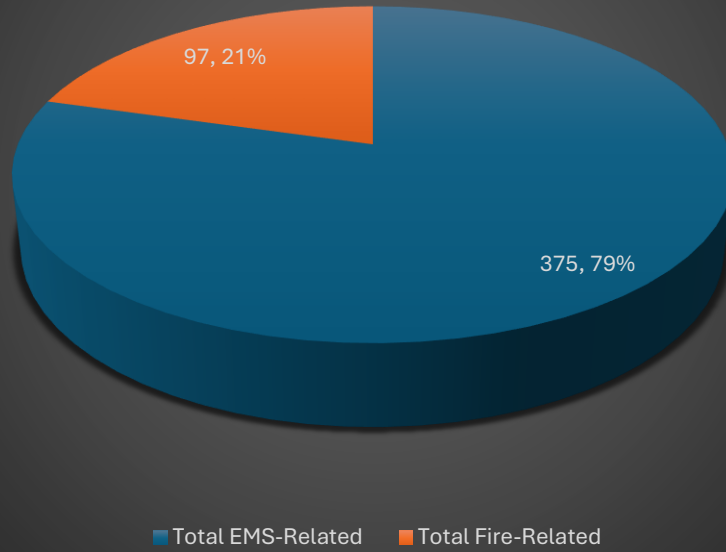
During **April 2026**, Columbia River Fire & Rescue has responded to **472** calls for service, which is **28** fewer calls than this same period in 2025. **375** of those calls were **EMS-Related** and **97** were **Non-Medical Fire-Related** calls. The ratio of EMS to Fire calls is **79%** and **21%**, respectively. These **472** total Fire and EMS calls for **April 2026** had a total of **899** apparatus responses, spending approximately **1115.2** hours of time dedicated to calls.

Of the **377** patients cared for in **April 2026**, **224** were transported by ambulance.

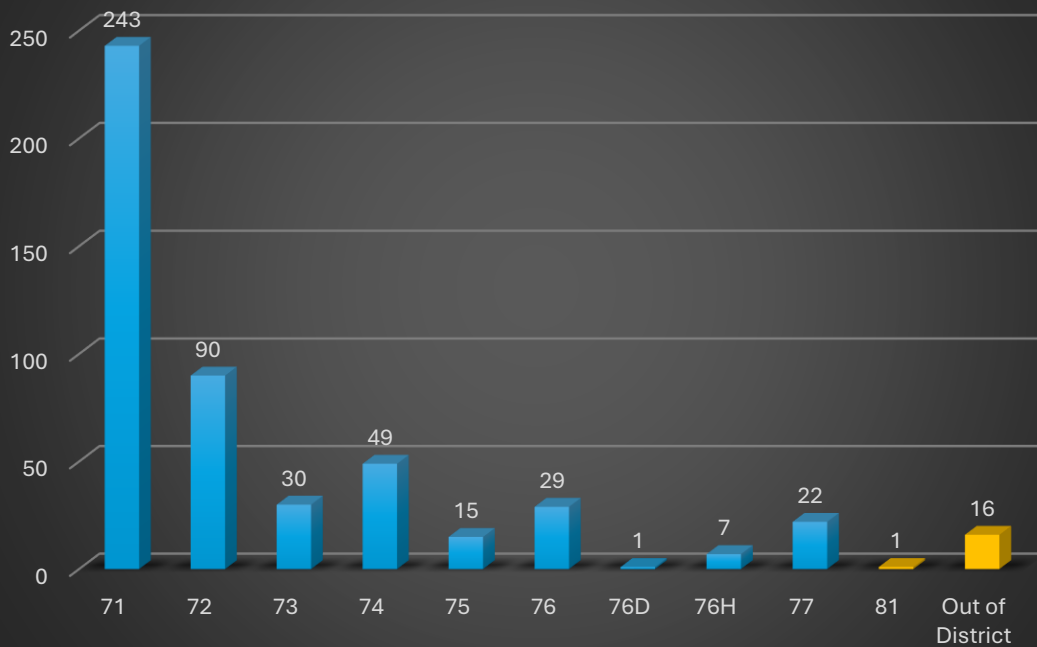


OPERATIONS

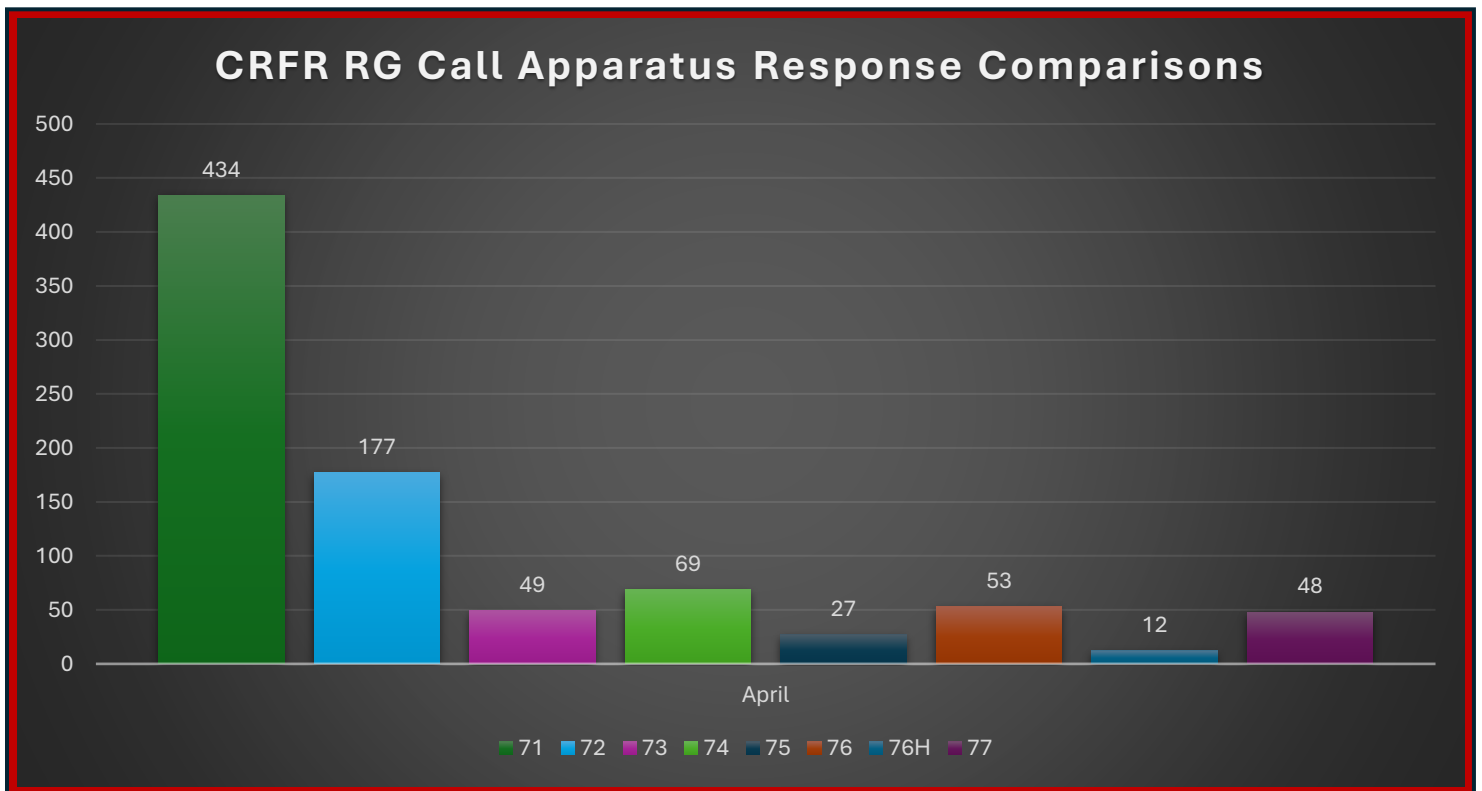
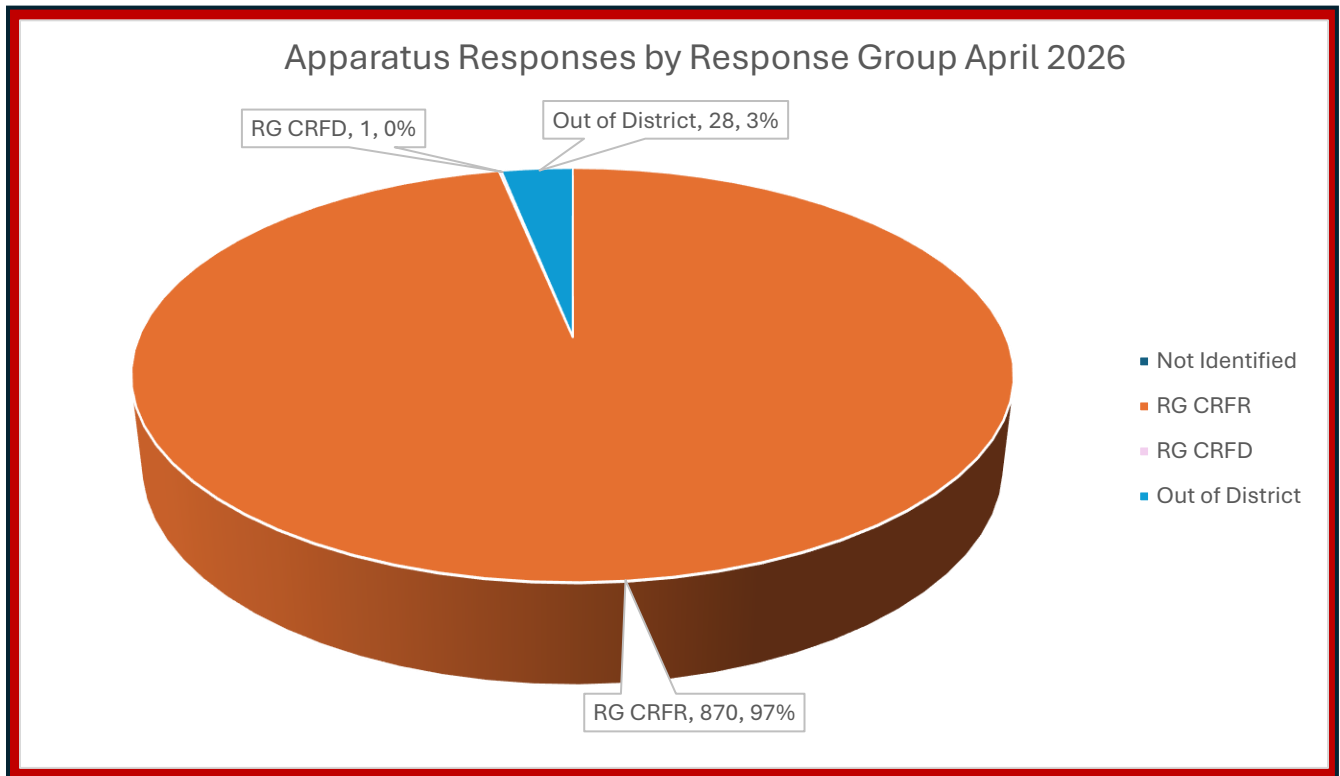
EMS-Related / All Other Call Type Comparison April 2026



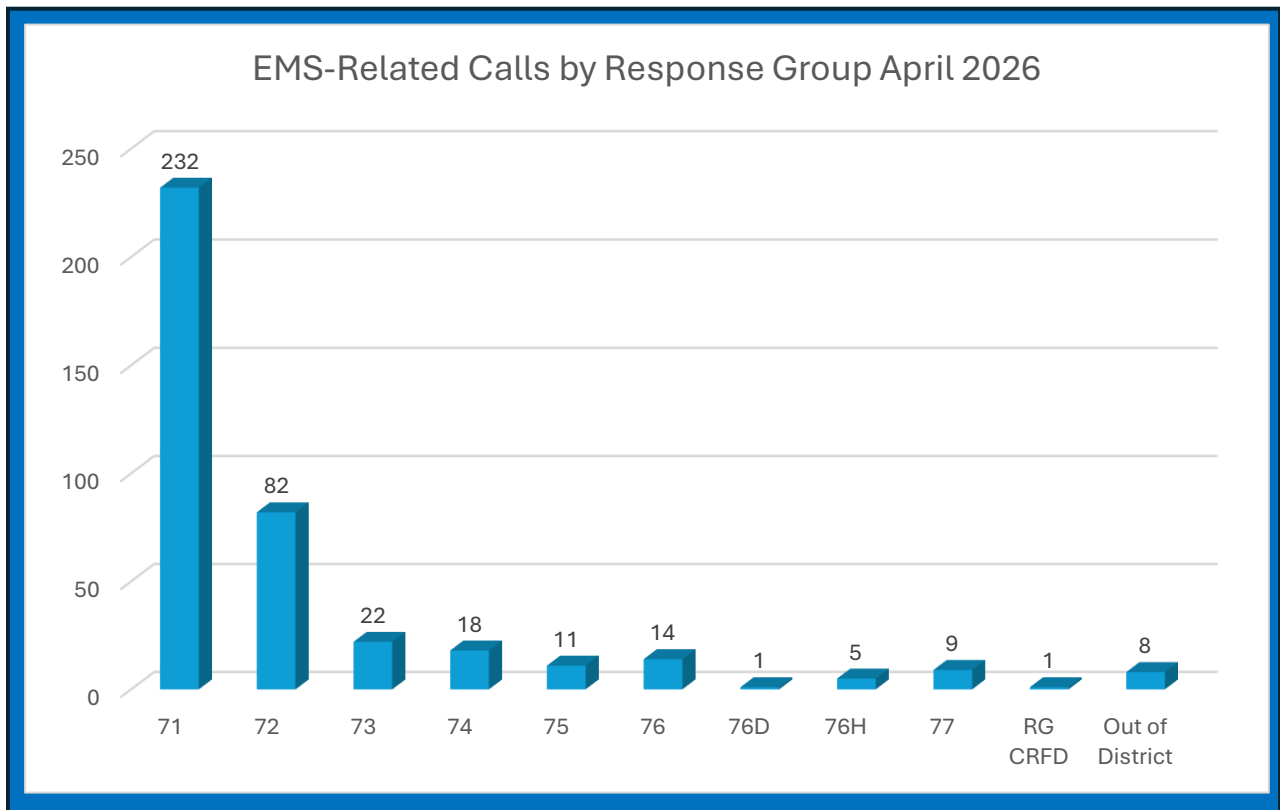
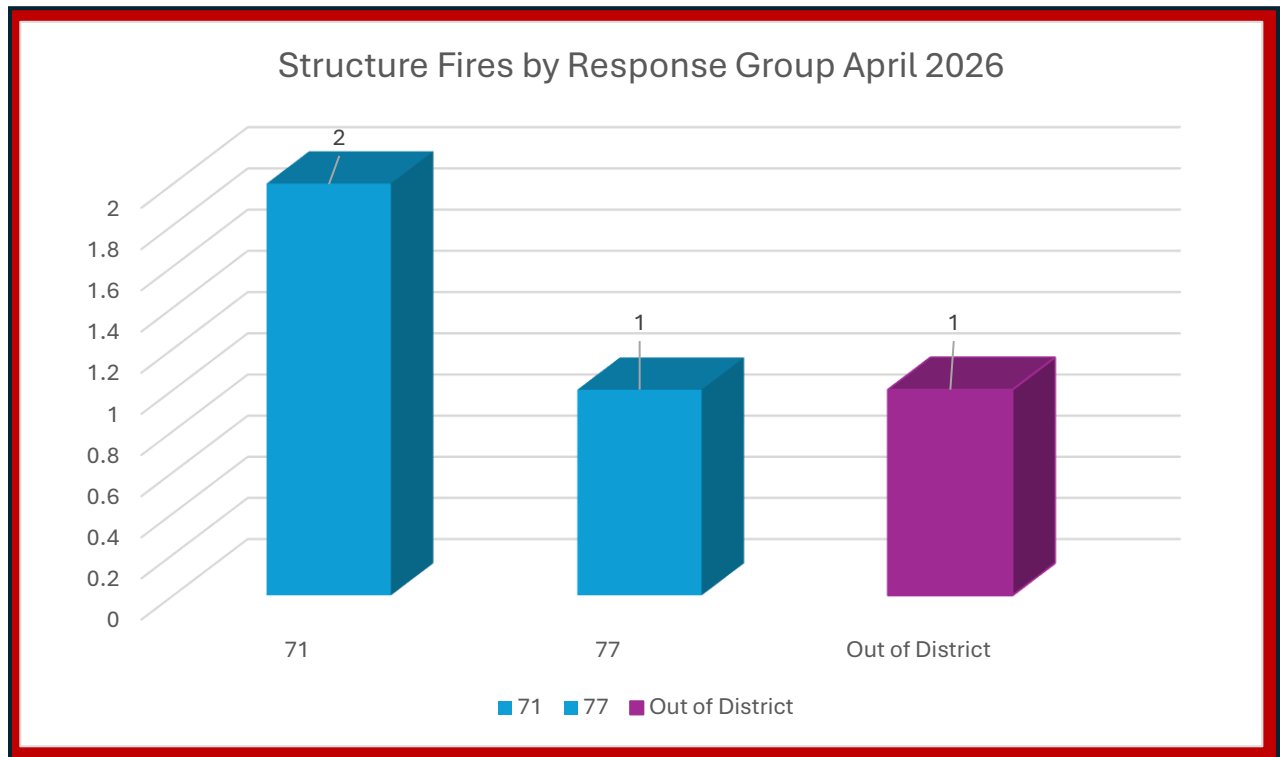
CRFR Call Volume by RG: April 2026



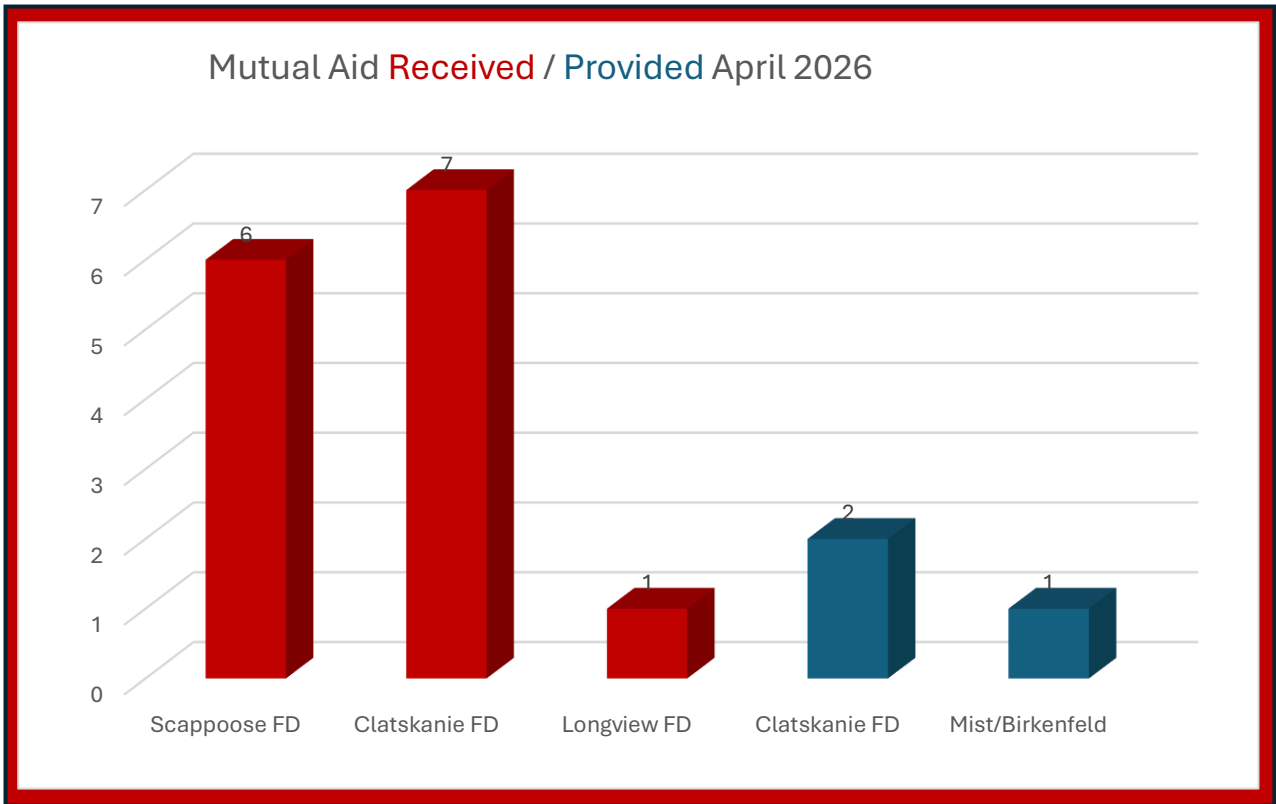
OPERATIONS



OPERATIONS

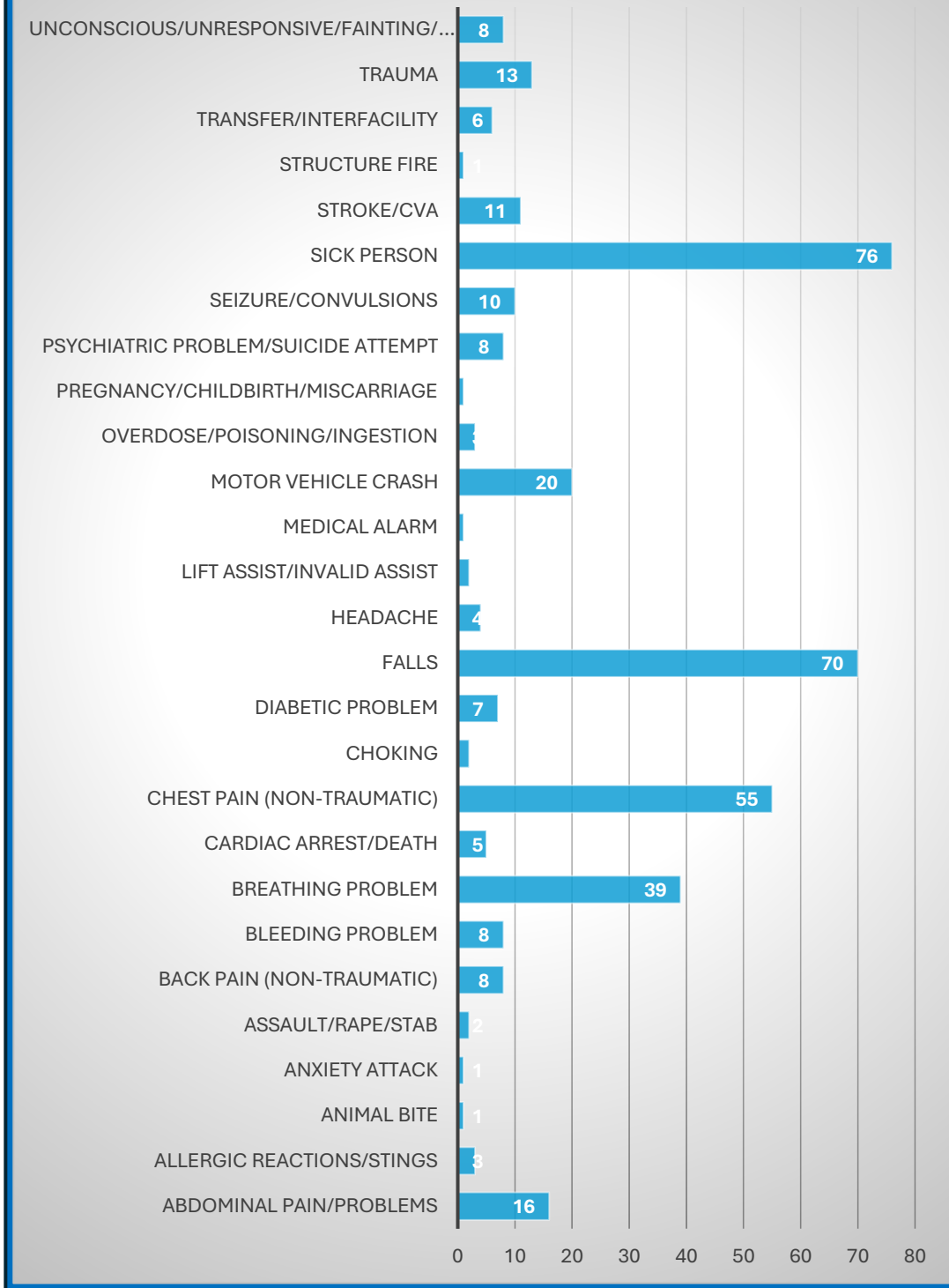


OPERATIONS



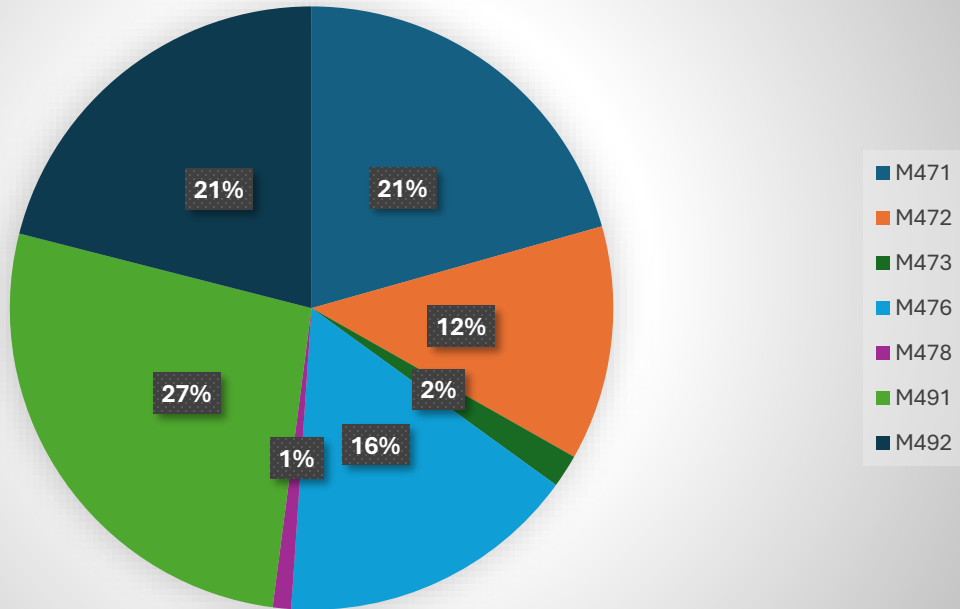
OPERATIONS

EMS Call Volume by Nature of Call April 2026

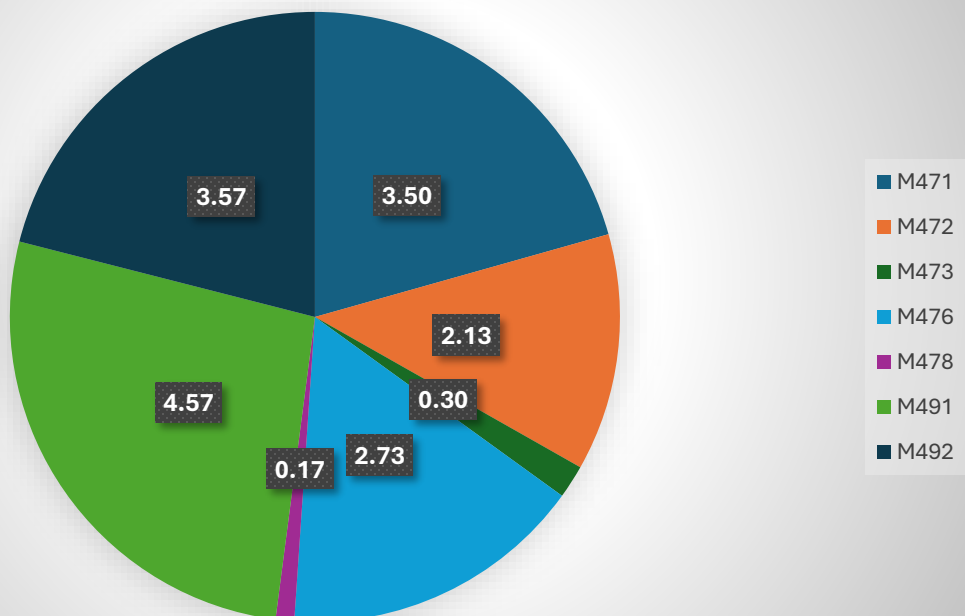


OPERATIONS

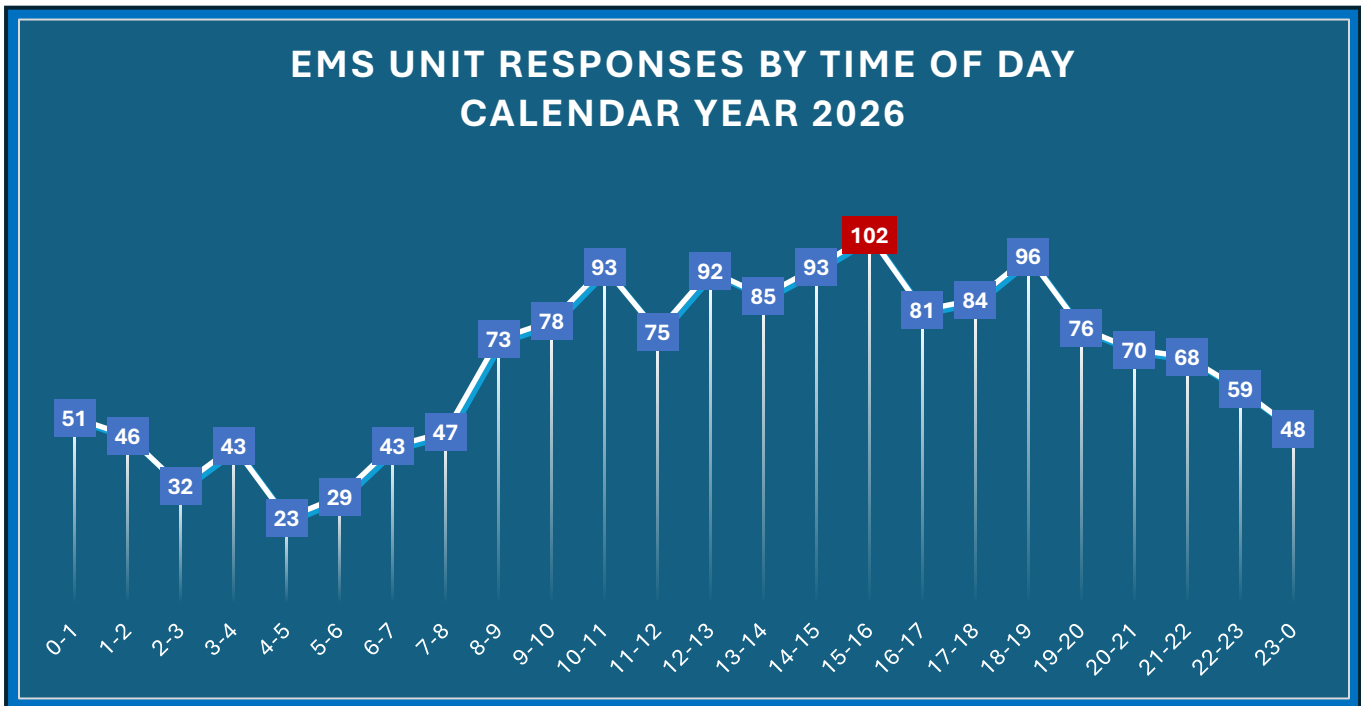
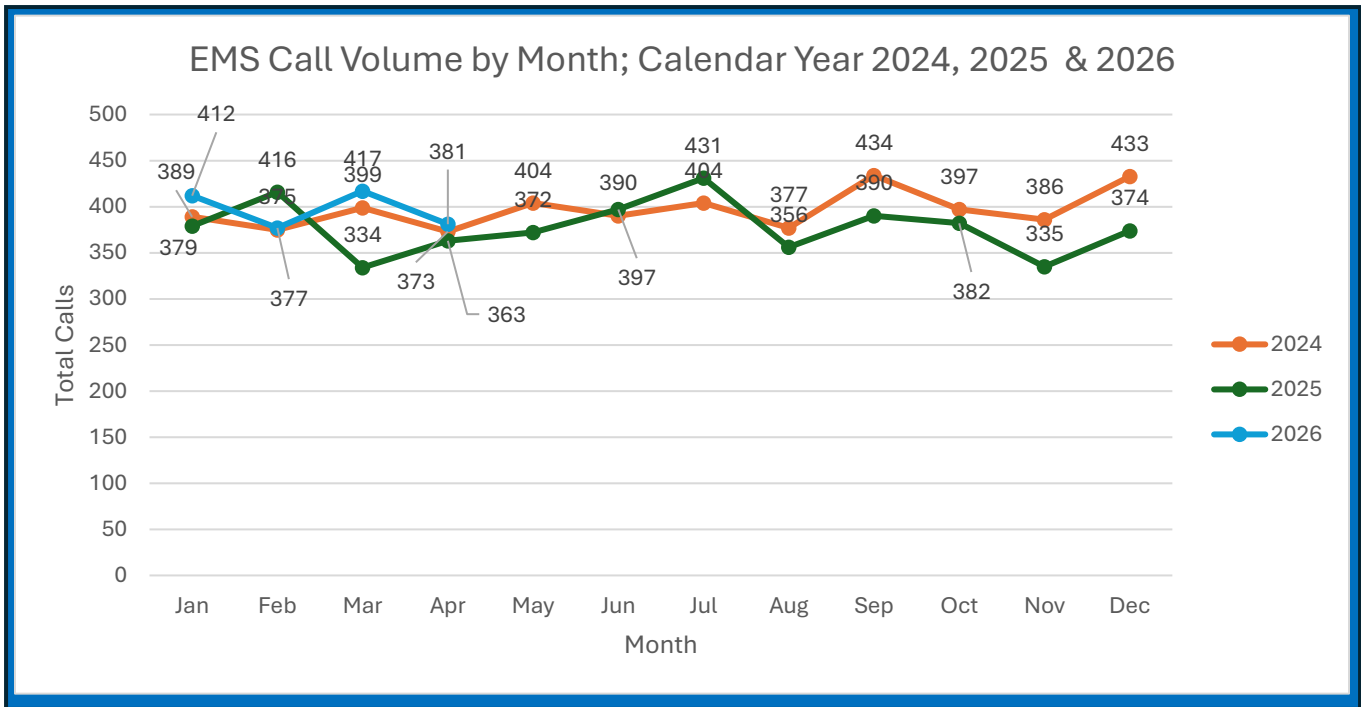
Response Volume by Unit: April 2026



Average Number of Calls Per Day: April 2026

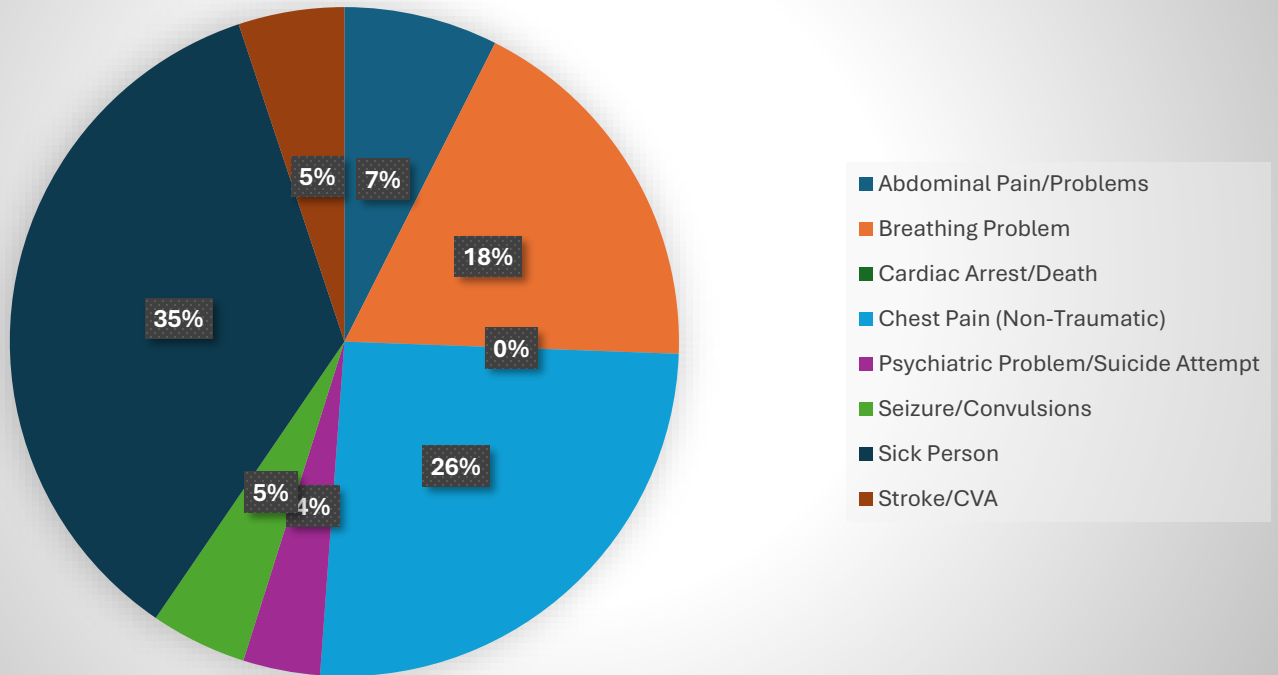


OPERATIONS

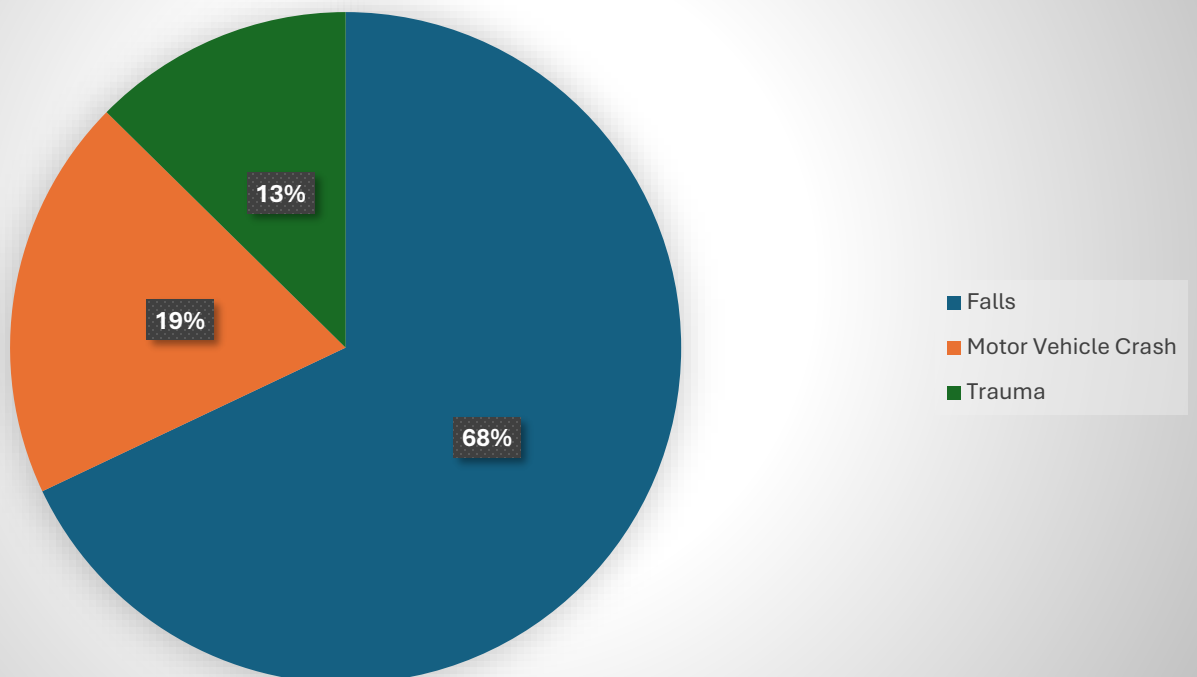


OPERATIONS

Frequent Medical Call Types April 2026

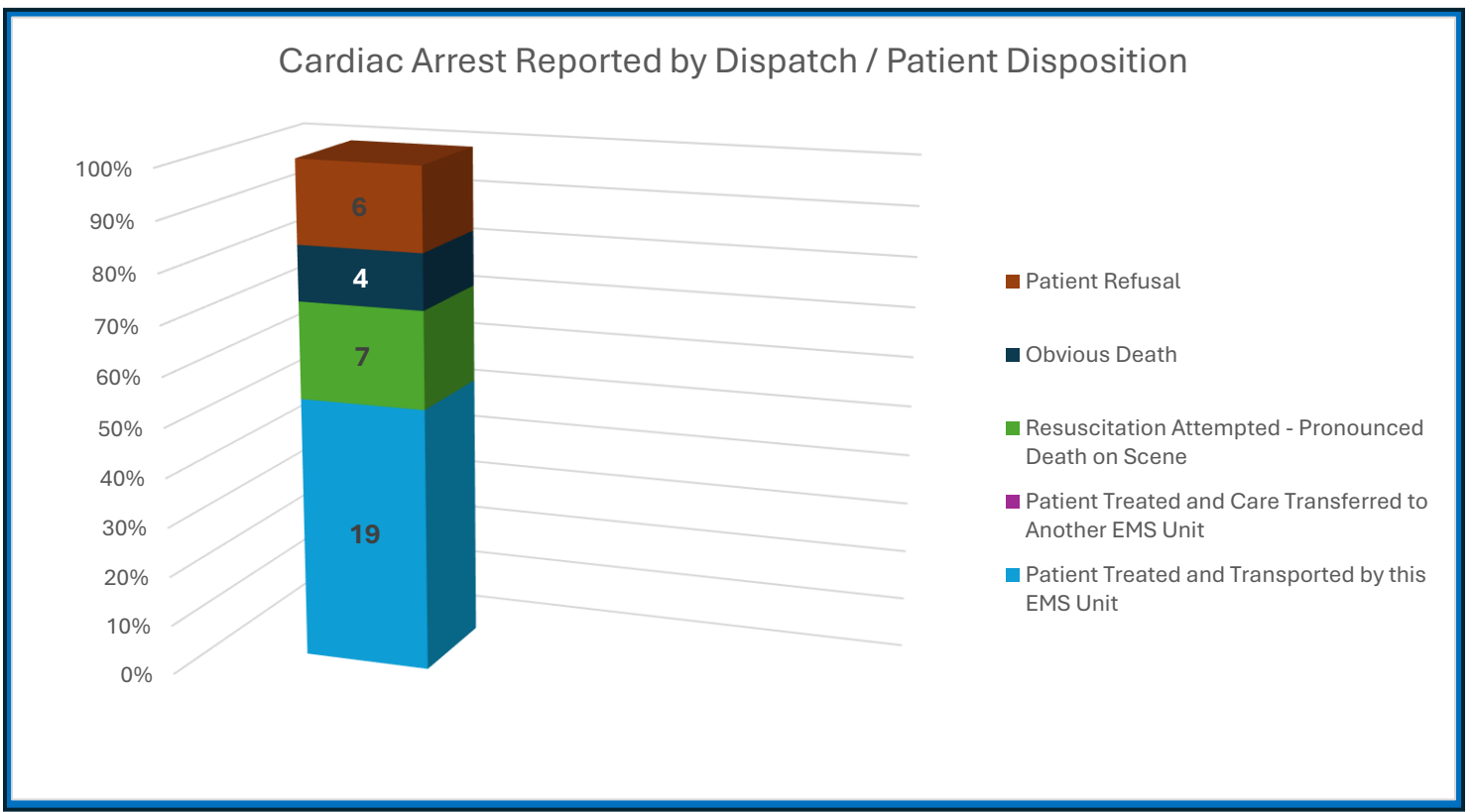
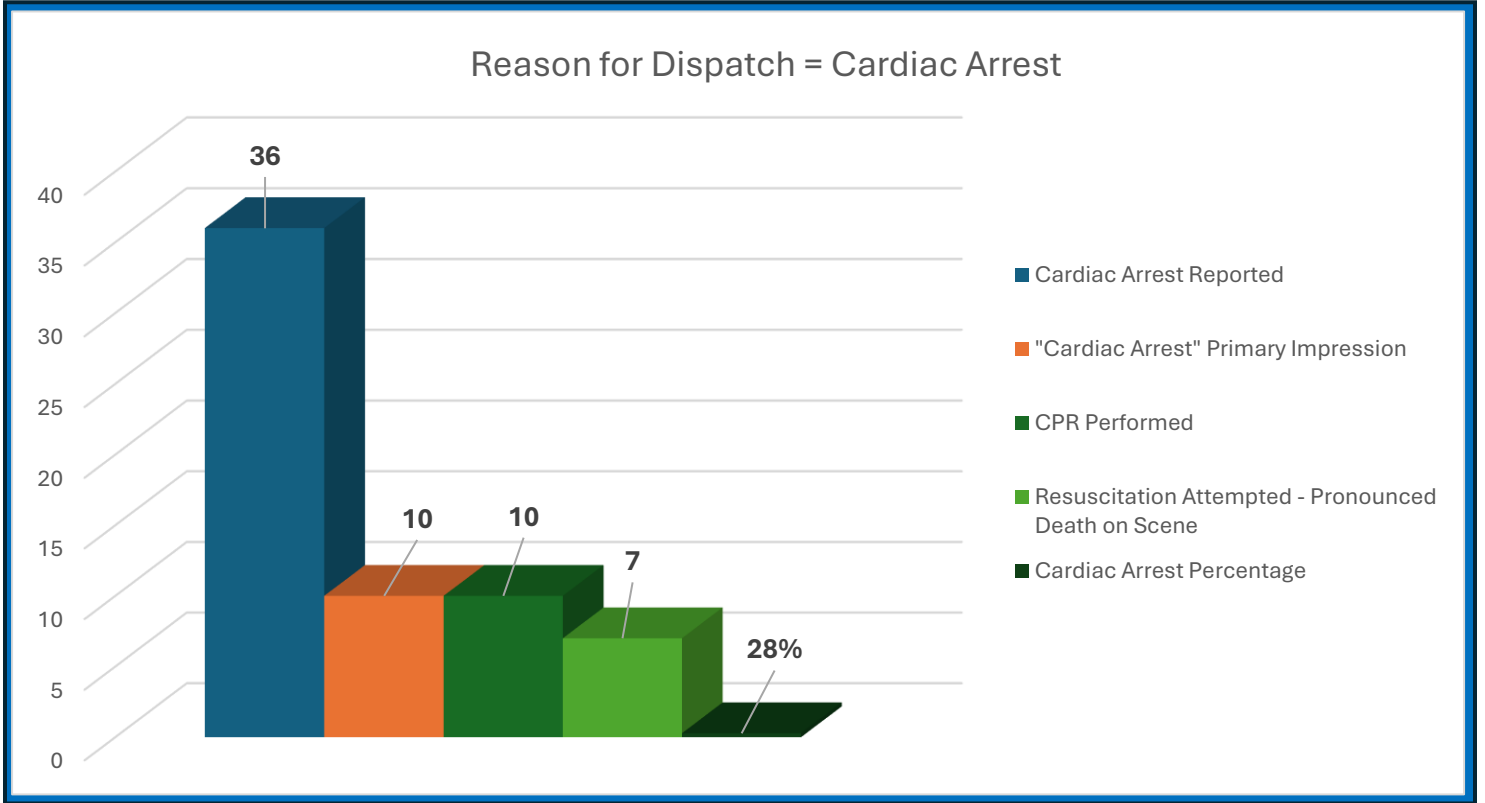


Trauma-Related Call Types April 2026



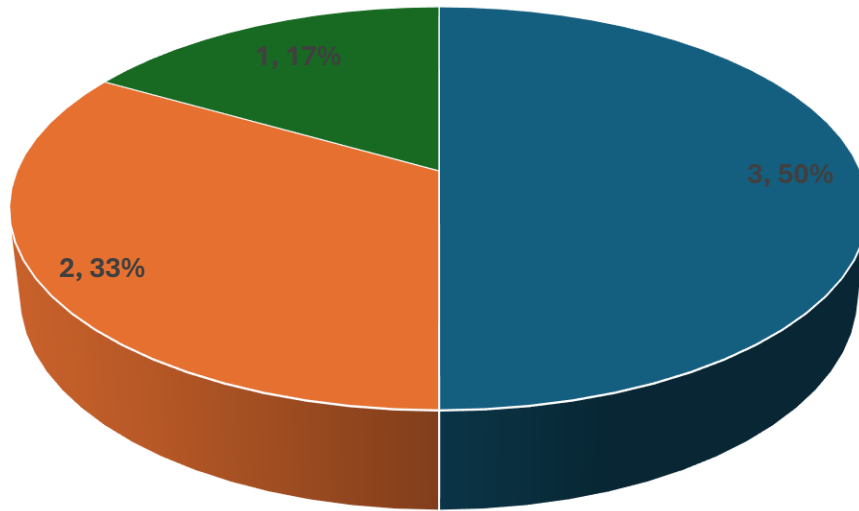
OPERATIONS

The graphs below illustrate the frequency of calls dispatched as “cardiac arrest” with the actions of the crews upon arrival. **28%** of the time, the patient was found to be in need of CPR.



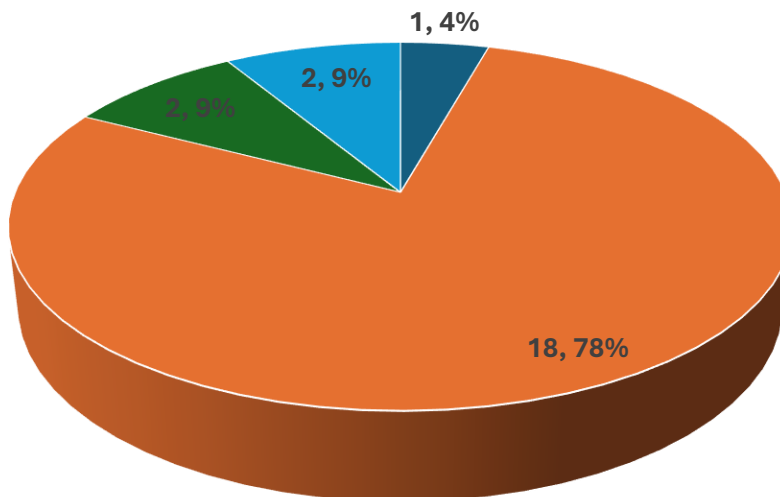
OPERATIONS

Calls Dispatched as Lift Assist vs Final Disposition Calendar Year 2026



■ Assist, Public (Lift Assist) ■ Patient Refusal ■ Patient Treated, Transported by this EMS Unit

Calls Dispatched as Emergent, Dispo'd as Lift Assist Calendar Year 2026

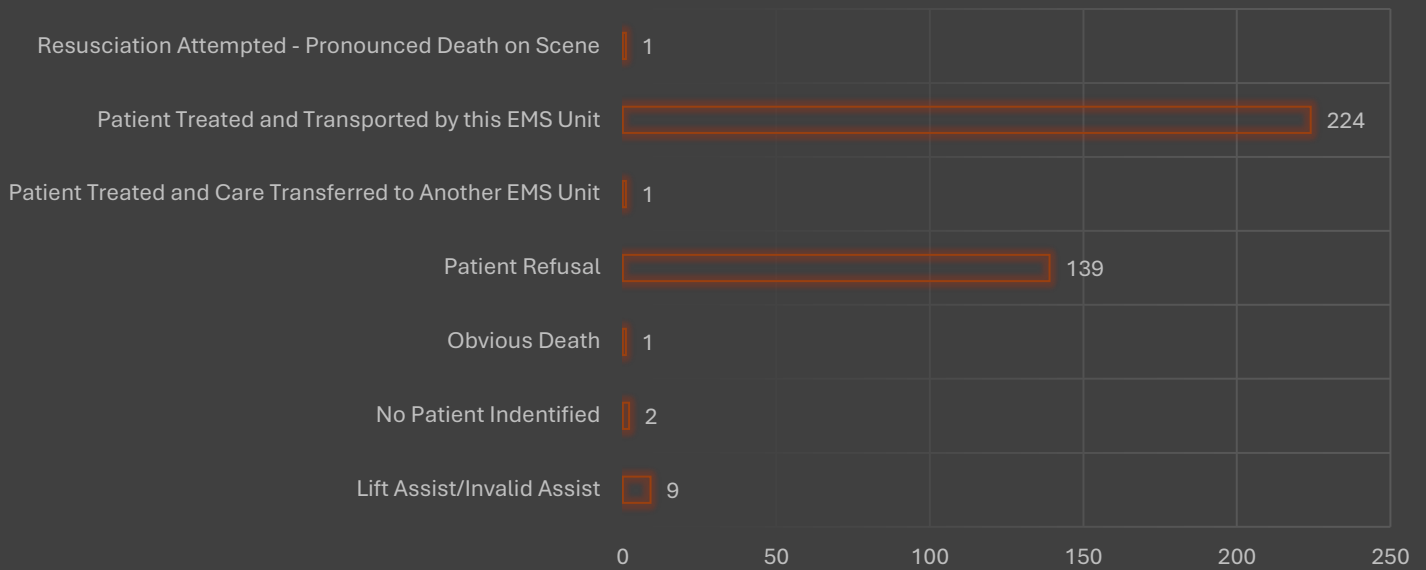


■ Back Pain (Non-Traumatic) ■ Fall ■ Medical Alarm ■ Sick Person

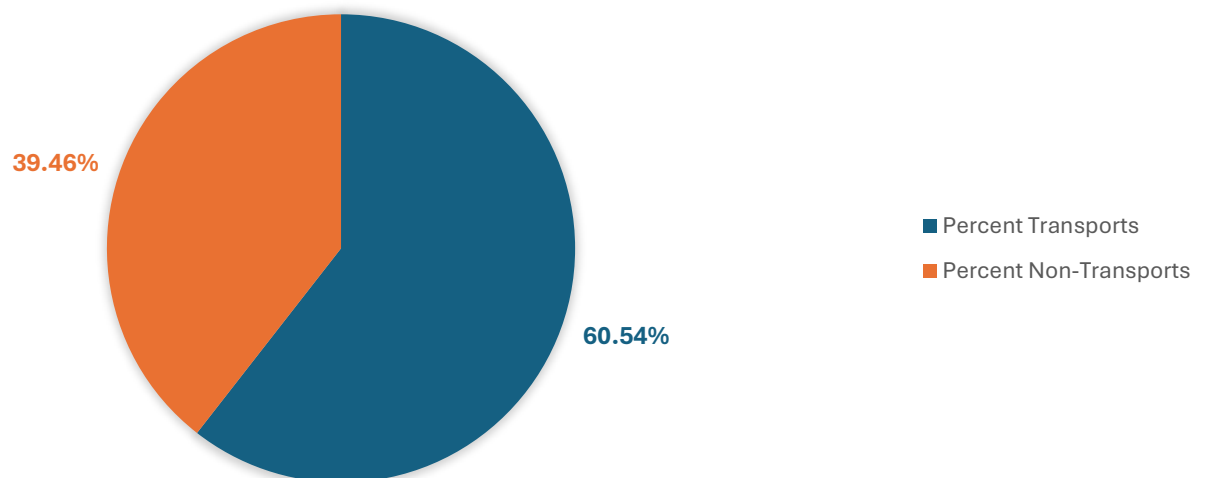
OPERATIONS

Patient Disposition Totals April 2026

April

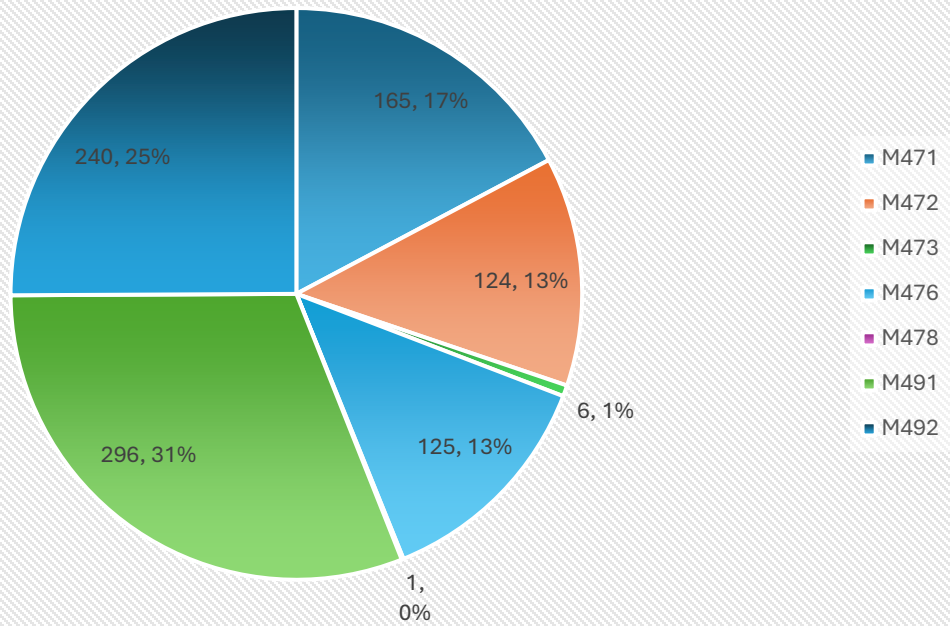


PERCENTAGE TRANSPORT VS NON-TRANSPORT DISPOSITIONS CALENDAR YEAR 2026

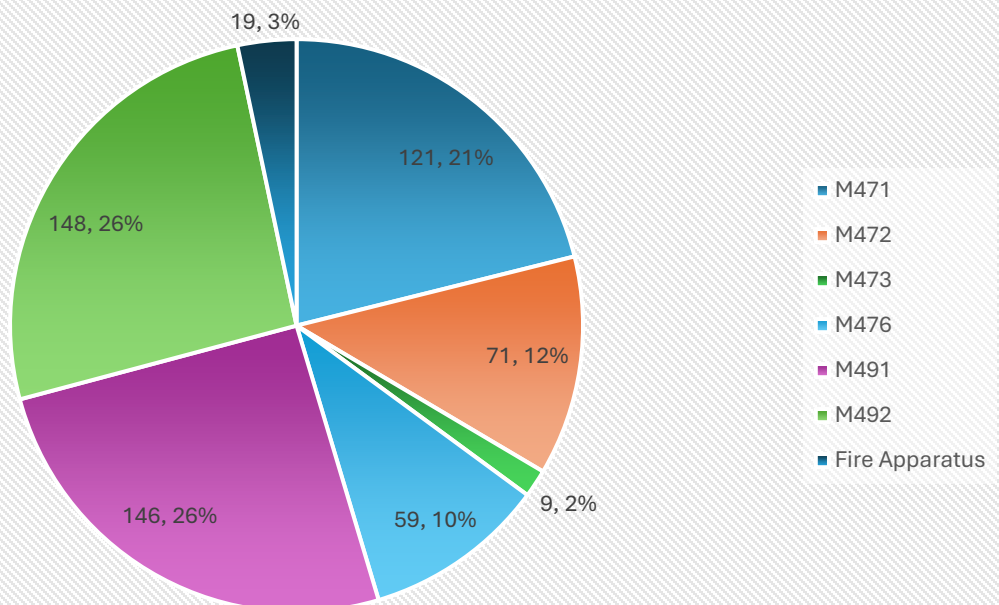


OPERATIONS

Ambulance Transport Summary Calendar Year 2026



Ambulance Refusal Summary Calendar Year 2026



Response / Reaction Times Report

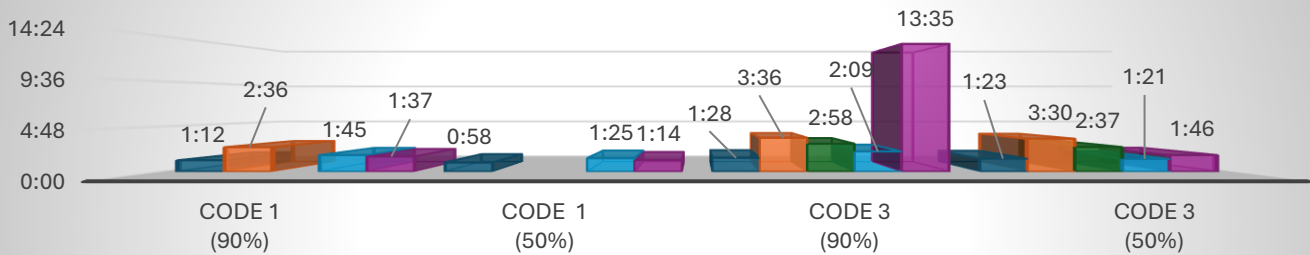


APRIL 2026

April 1-4, 2026							
Reaction Times	Responses	Code 1 (90%)	Code 1 (50%)	Code 3 (90%)	Code 3 (50%)	C3 to C1 (90%)	C3 to C1 (50%)
M471	8	1:12	0:58	1:28	1:23		
M472	4	2:36		3:36	3:30		
M476	6			2:58	2:37		
M491	20	1:45	1:25	2:09	1:21		
M492	11	1:37	1:14	13:35	1:46		

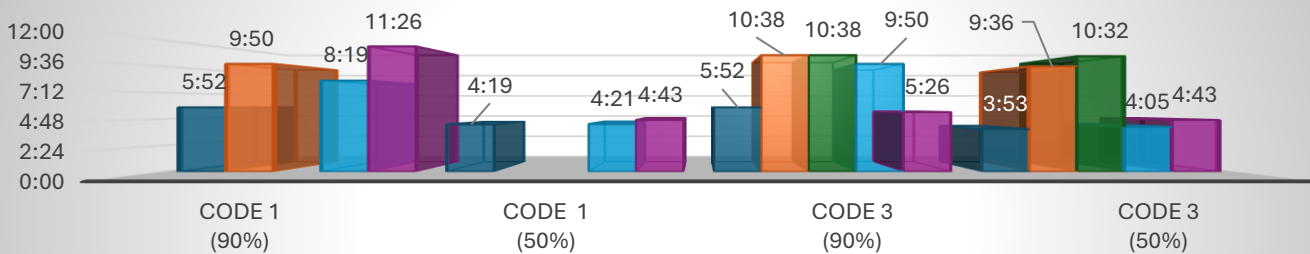
Response Times	Responses	Code 1 (90%)	Code 1 (50%)	Code 3 (90%)	Code 3 (50%)	C3 to C1 (90%)	C3 to C1 (50%)
M471	8	5:52	4:19	5:52	3:53		
M472	4	9:50		10:38	9:36		
M476	6			10:38	10:32		
M491	20	8:19	4:21	9:50	4:05		
M492	11	11:26	4:43	5:26	4:43		

Medic Reaction Times: April 1-4, 2026



	Code 1 (90%)	Code 1 (50%)	Code 3 (90%)	Code 3 (50%)
M471	1:12	0:58	1:28	1:23
M472	2:36		3:36	3:30
M476			2:58	2:37
M491	1:45	1:25	2:09	1:21
M492	1:37	1:14	13:35	1:46

Medic Response Times: April 1-4, 2026



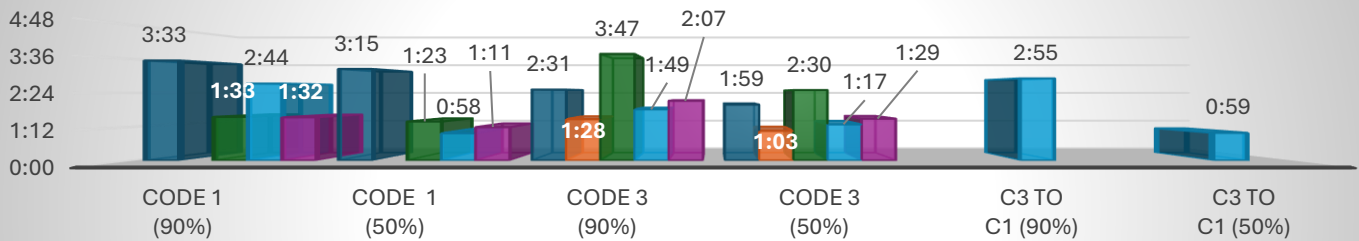
	Code 1 (90%)	Code 1 (50%)	Code 3 (90%)	Code 3 (50%)
M471	5:52	4:19	5:52	3:53
M472	9:50		10:38	9:36
M476			10:38	10:32
M491	8:19	4:21	9:50	4:05
M492	11:26	4:43	5:26	4:43

April 7-11, 2026

Reaction Times	Responses	Code 1 (90%)	Code 1 (50%)	Code 3 (90%)	Code 3 (50%)	C3 to C1 (90%)	C3 to C1 (50%)
M471	14	3:33	3:15	2:31	1:59		
M472	3			1:28	1:03		
M476	18	1:33	1:23	3:47	2:30		
M491	24	2:44	0:58	1:49	1:17	2:55	0:59
M492	20	1:32	1:11	2:07	1:29		

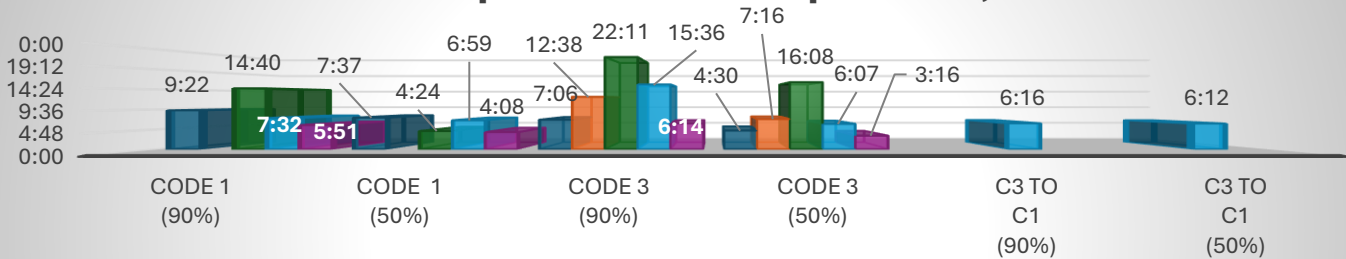
Response Times	Responses	Code 1 (90%)	Code 1 (50%)	Code 3 (90%)	Code 3 (50%)	C3 to C1 (90%)	C3 to C1 (50%)
M471	14	9:22	7:37	7:06	4:30		
M472	3			12:38	7:16		
M476	18	14:40	4:24	22:11	16:08		
M491	24	7:32	6:59	15:36	6:07	6:16	6:12
M492	20	5:51	4:08	6:14	3:16		

Medic Reaction Times: April 7-11, 2026



	Code 1 (90%)	Code 1 (50%)	Code 3 (90%)	Code 3 (50%)	C3 to C1 (90%)	C3 to C1 (50%)
M471	3:33	3:15	2:31	1:59		
M472			1:28	1:03		
M476	1:33	1:23	3:47	2:30		
M491	2:44	0:58	1:49	1:17	2:55	0:59
M492	1:32	1:11	2:07	1:29		

Medic Response Times: April 7-11, 2026

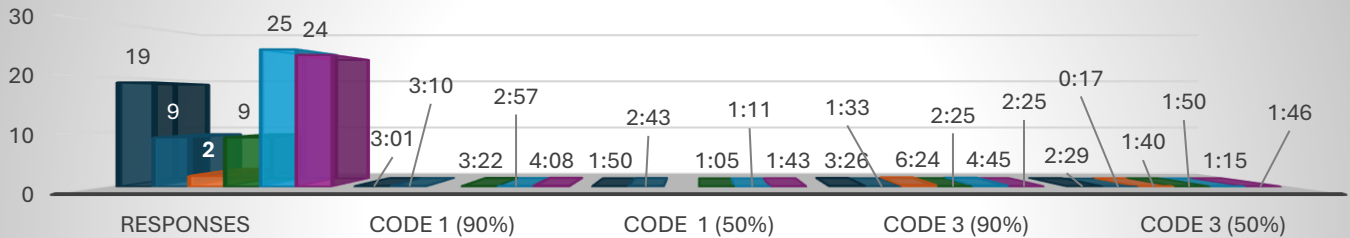


	Code 1 (90%)	Code 1 (50%)	Code 3 (90%)	Code 3 (50%)	C3 to C1 (90%)	C3 to C1 (50%)
M471	9:22	7:37	7:06	4:30		
M472			12:38	7:16		
M476	14:40	4:24	22:11	16:08		
M491	7:32	6:59	15:36	6:07	6:16	6:12
M492	5:51	4:08	6:14	3:16		

April 12-18, 2026							
Reaction Times	Responses	Code 1 (90%)	Code 1 (50%)	Code 3 (90%)	Code 3 (50%)	C3 to C1 (90%)	C3 to C1 (50%)
M471	19	3:01	1:50	3:26	2::29		
M472	9	3:10	2:43	1:33	0:17		
M473	2			6:24	1:40		
M476	9	3:22	1:05	2:25	1:50		
M491	25	2:57	1:11	4:45	1:15		
M492	24	4:08	1:43	2:25	1:46		

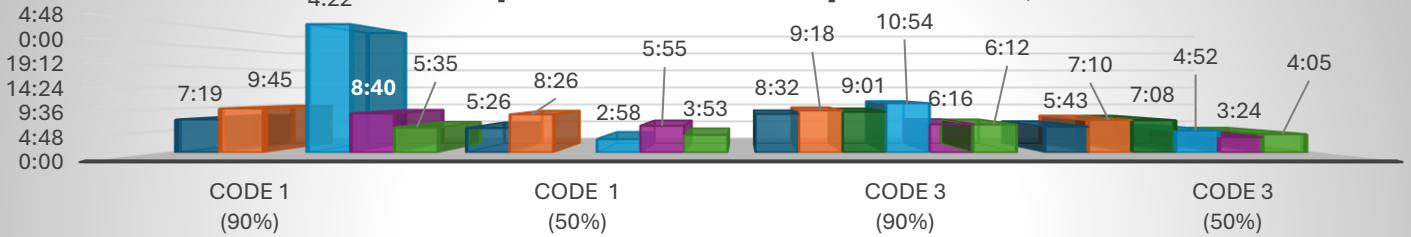
Response Times	Responses	Code 1 (90%)	Code 1 (50%)	Code 3 (90%)	Code 3 (50%)	C3 to C1 (90%)	C3 to C1 (50%)
M471	19	7:19	5:26	8:32	5:43		
M472	9	9:45	8:26	9:18	7:10		
M473	2			9:01	7:08		
M476	9	4:22	2:58	10:54	4:52		
M491	25	8:40	5:55	6:16	3:24		
M492	24	5:35	3:53	6:12	4:05		

Medic Reaction Times: April 12-18, 2026



	Responses	Code 1 (90%)	Code 1 (50%)	Code 3 (90%)	Code 3 (50%)
M471	19	3:01	1:50	3:26	2:29
M472	9	3:10	2:43	1:33	0:17
M473	2			6:24	1:40
M476	9	3:22	1:05	2:25	1:50
M491	25	2:57	1:11	4:45	1:15
M492	24	4:08	1:43	2:25	1:46

Medic Response Times: April 12-16, 2026



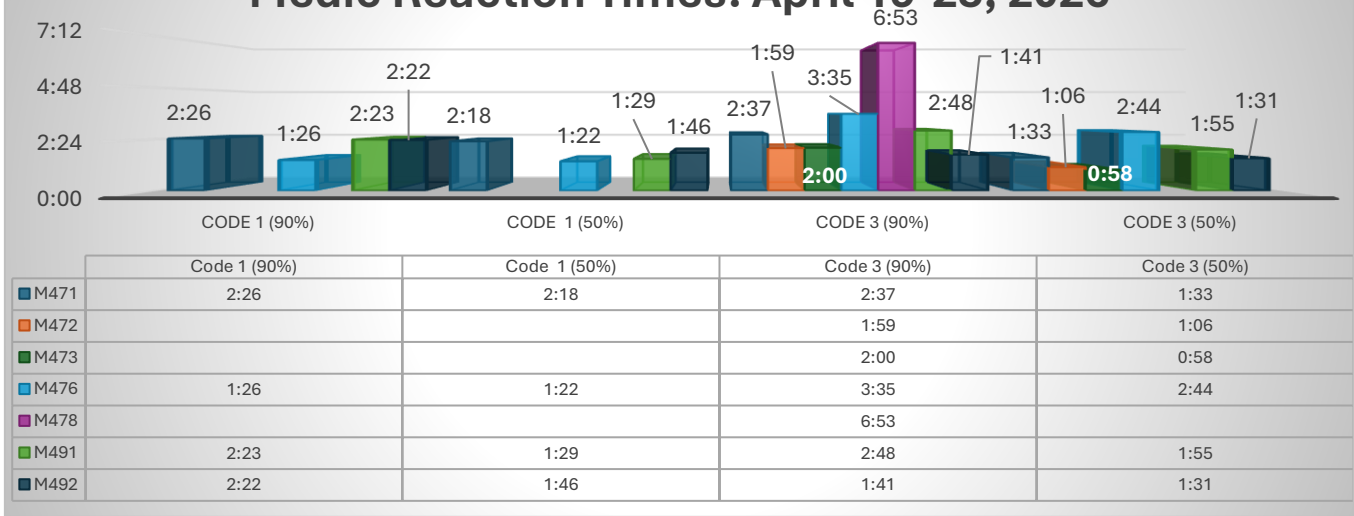
	Code 1 (90%)	Code 1 (50%)	Code 3 (90%)	Code 3 (50%)
M471	7:19	5:26	8:32	5:43
M472	9:45	8:26	9:18	7:10
M473			9:01	7:08
M476	4:22	2:58	10:54	4:52
M491	8:40	5:55	6:16	3:24
M492	5:35	3:53	6:12	4:05

April 19-25, 2026

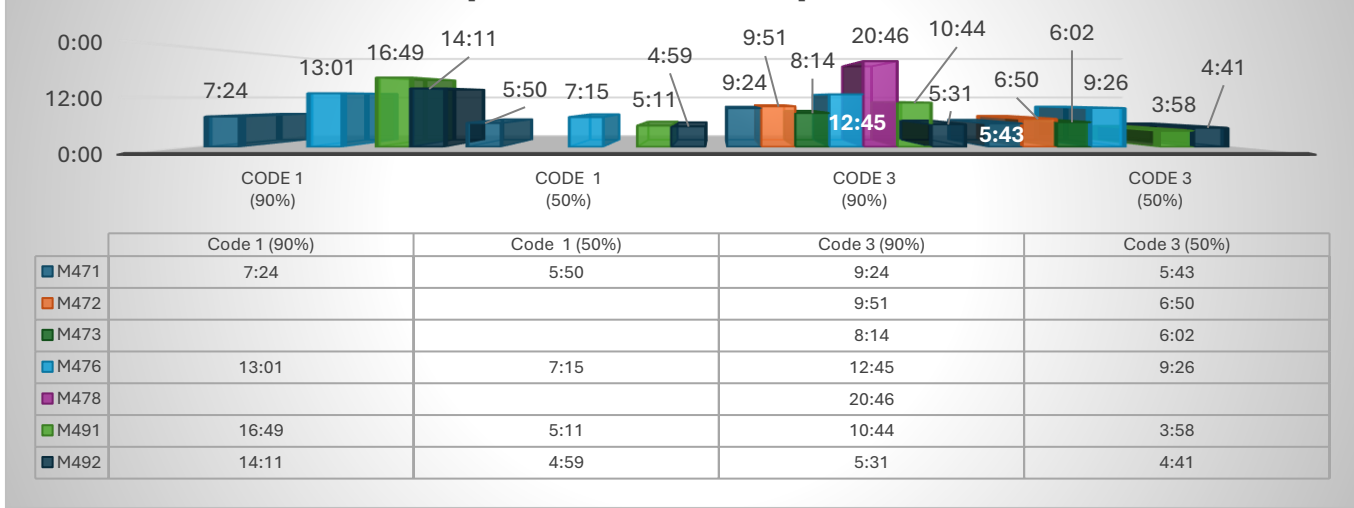
Reaction Times	Responses	Code 1 (90%)	Code 1 (50%)	Code 3 (90%)	Code 3 (50%)	C3 to C1 (90%)	C3 to C1 (50%)
M471	20	2:26	2:18	2:37	1:33		
M472	3			1:59	1:06		
M473	2			2:00	0:58		
M476	14	1:26	1:22	3:35	2:44		
M478	1			6:53			
M491	33	2:23	1:29	2:48	1:55		
M492	20	2:22	1:46	1:41	1:31		

Response Times	Responses	Code 1 (90%)	Code 1 (50%)	Code 3 (90%)	Code 3 (50%)	C3 to C1 (90%)	C3 to C1 (50%)
M471	20	7:24	5:50	9:24	5:43		
M472	3			9:51	6:50		
M473	2			8:14	6:02		
M476	14	13:01	7:15	12:45	9:26		
M478	1			20:46			
M491	33	16:49	5:11	10:44	3:58		
M492	20	14:11	4:59	5:31	4:41		

Medic Reaction Times: April 19-25, 2026



Medic Response Times: April 19-25, 2026

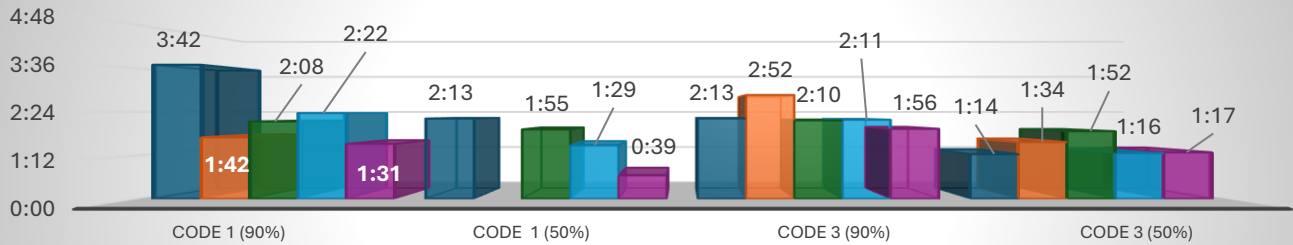


April 26-30, 2026

Reaction Times	Responses	Code 1 (90%)	Code 1 (50%)	Code 3 (90%)	Code 3 (50%)	C3 to C1 (90%)	C3 to C1 (50%)
M471	11	3:42	2:13	2:13	1:14		
M472	8	1:42		2:52	1:34		
M476	7	2:08	1:55	2:10	1:52		
M491	16	2:22	1:29	2:11	1:16		
M492	12	1:31	0:39	1:56	1:17		

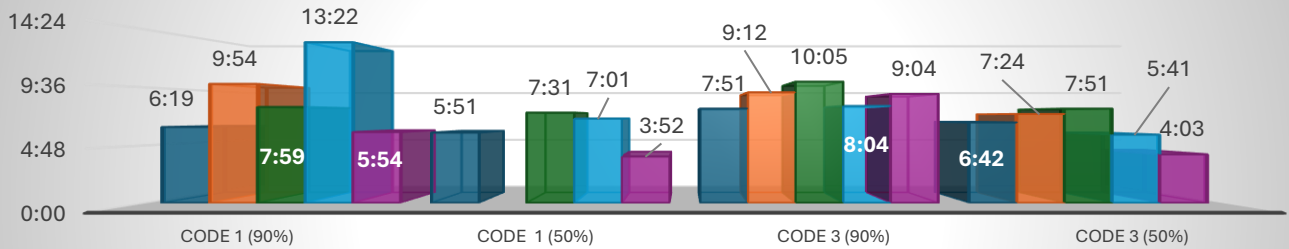
Response Times	Responses	Code 1 (90%)	Code 1 (50%)	Code 3 (90%)	Code 3 (50%)	C3 to C1 (90%)	C3 to C1 (50%)
M471	11	6:19	5:51	7:51	6:42		
M472	8	9:54		9:12	7:24		
M476	7	7:59	7:31	10:05	7:51		
M491	16	13:22	7:01	8:04	5:41		
M492	12	5:54	3:52	9:04	4:03		

Medic Reaction Times: April 26-30, 2026



	Code 1 (90%)	Code 1 (50%)	Code 3 (90%)	Code 3 (50%)
M471	3:42	2:13	2:13	1:14
M472	1:42		2:52	1:34
M476	2:08	1:55	2:10	1:52
M491	2:22	1:29	2:11	1:16
M492	1:31	0:39	1:56	1:17

Medic Response Times: April 26-30, 2026




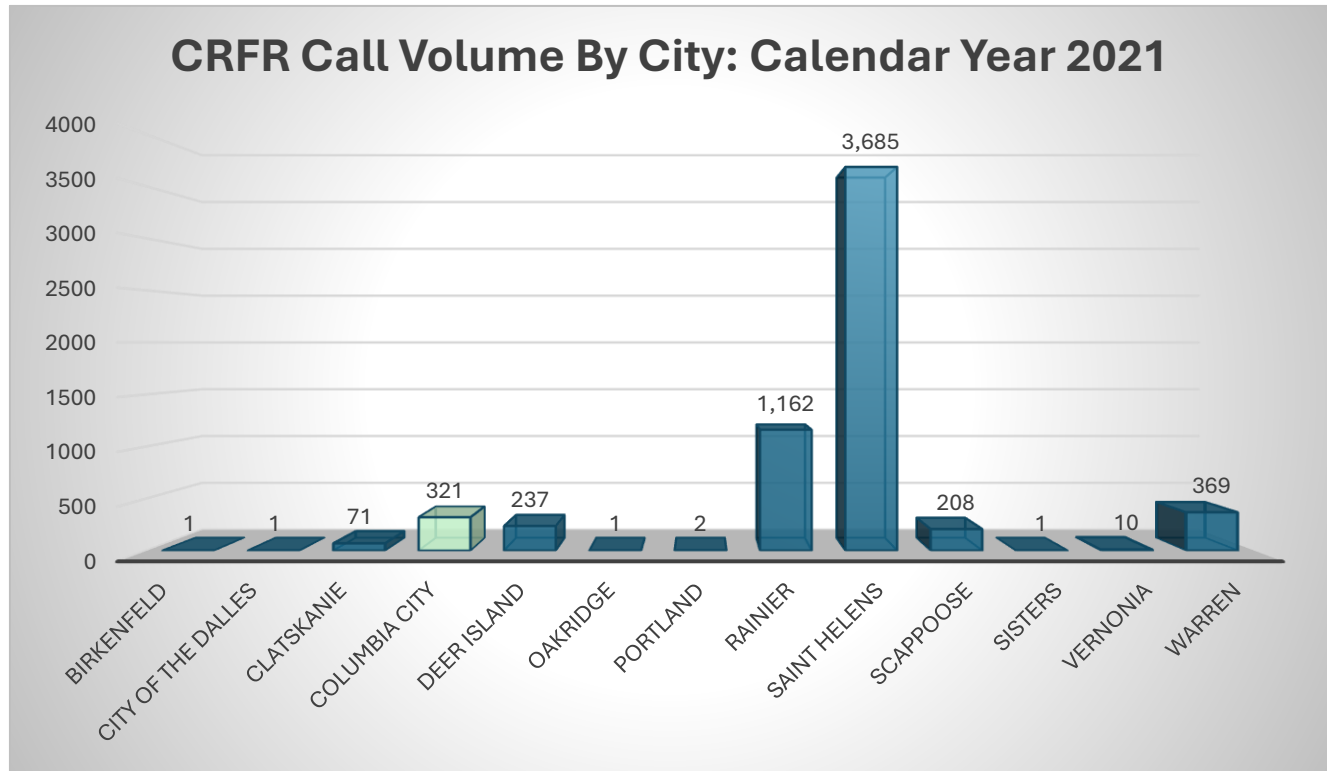
	Code 1 (90%)	Code 1 (50%)	Code 3 (90%)	Code 3 (50%)
M471	6:19	5:51	7:51	6:42
M472	9:54		9:12	7:24
M476	7:59	7:31	10:05	7:51
M491	13:22	7:01	8:04	5:41
M492	5:54	3:52	9:04	4:03

Columbia City Call Volume Report

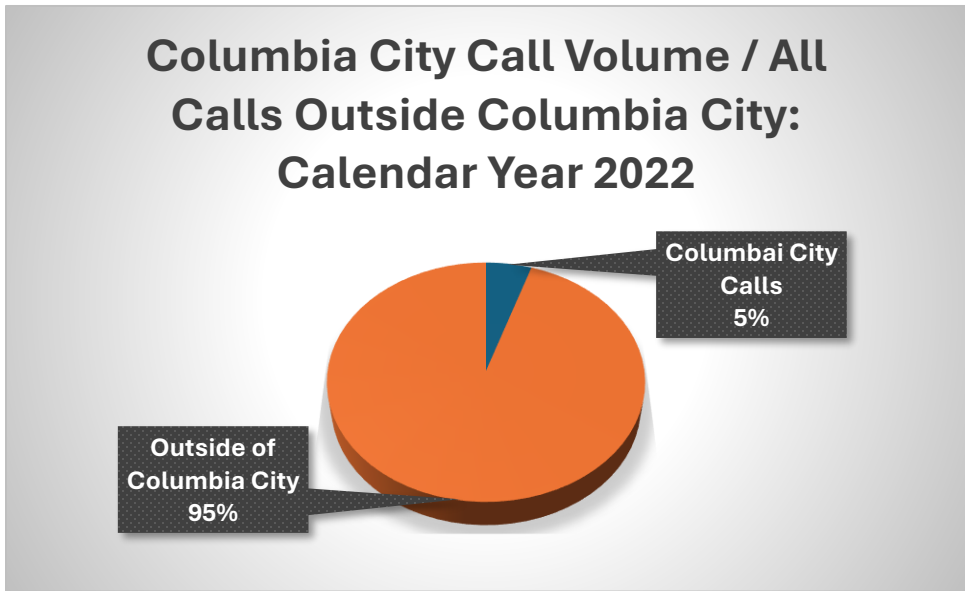
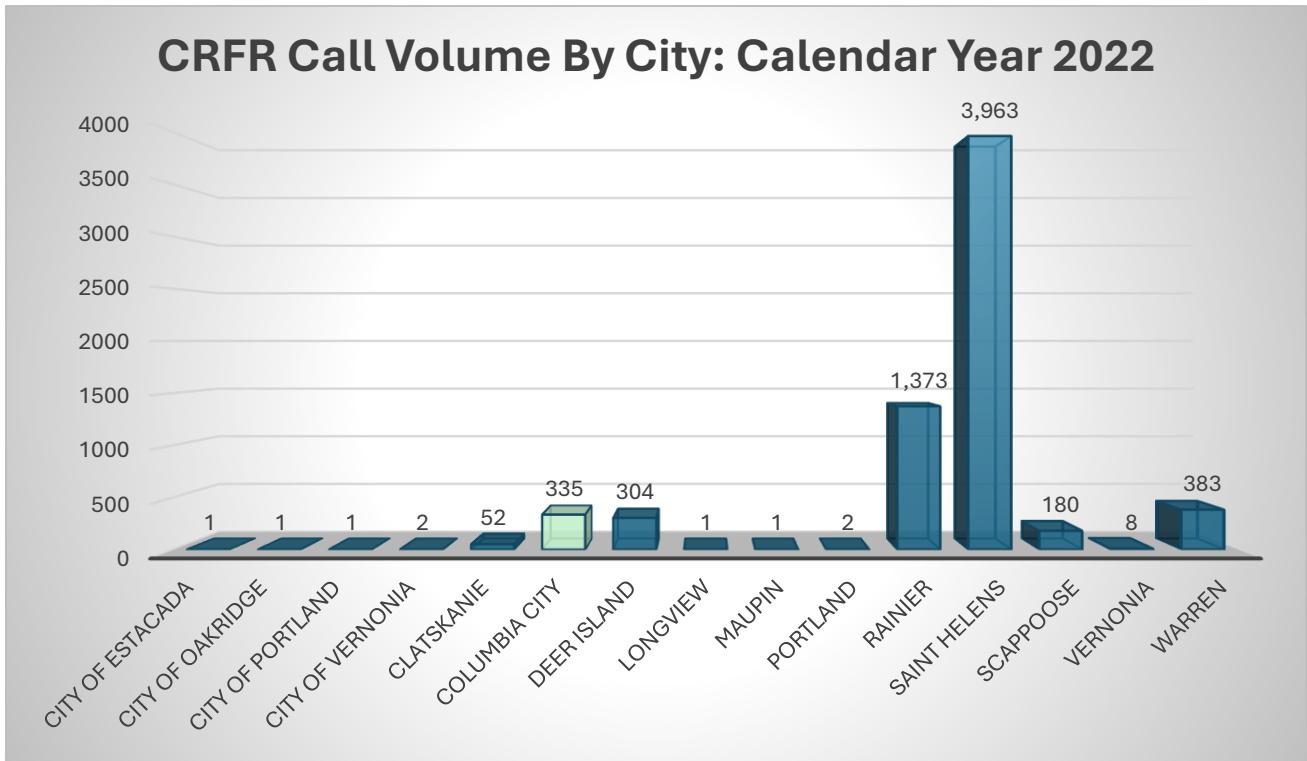


Calendar Year 2021 to Present


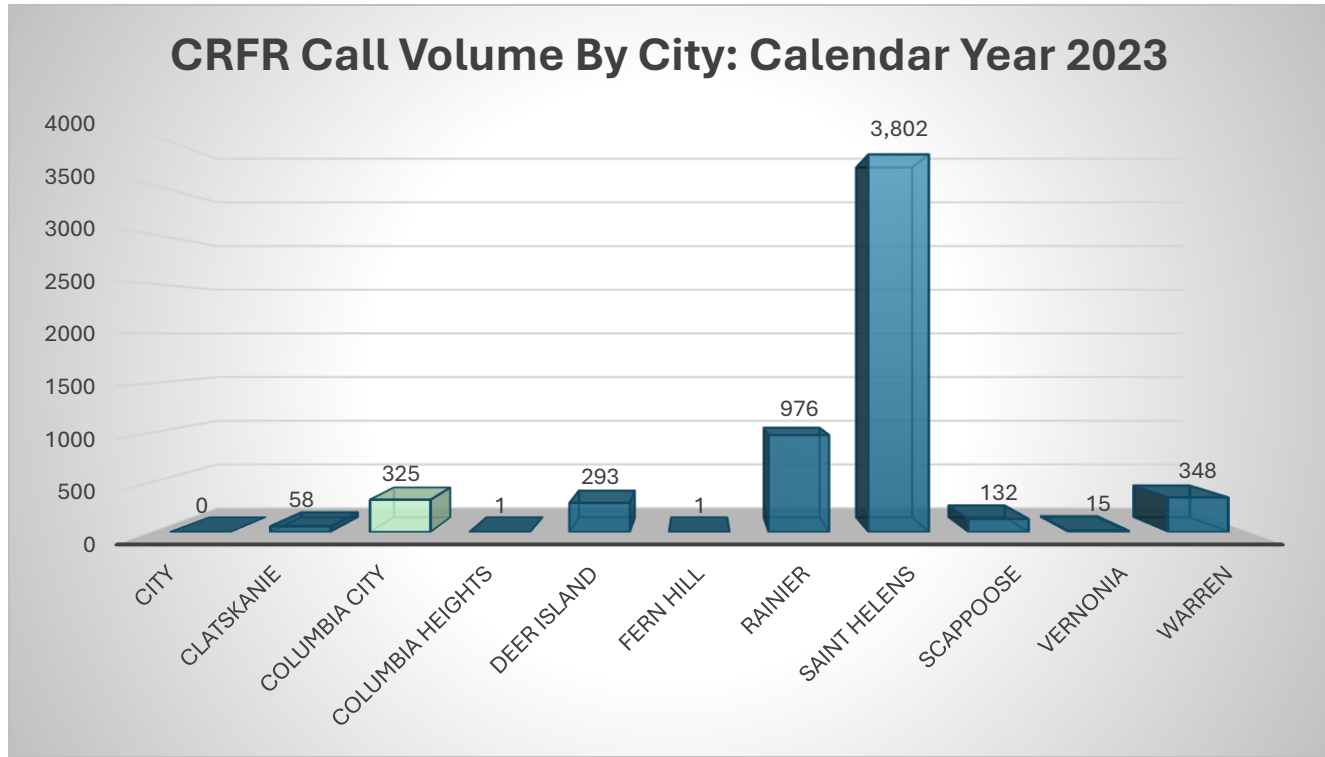
City	Calls
Birkenfeld	1
City of The Dalles	1
CLATSKANIE	71
Columbia City	321
DEER ISLAND	237
Oakridge	1
PORTLAND	2
Rainier	1,162
Saint Helens	3,685
Scappoose	208
Sisters	1
VERNONIA	10
WARREN	369
Total	6069



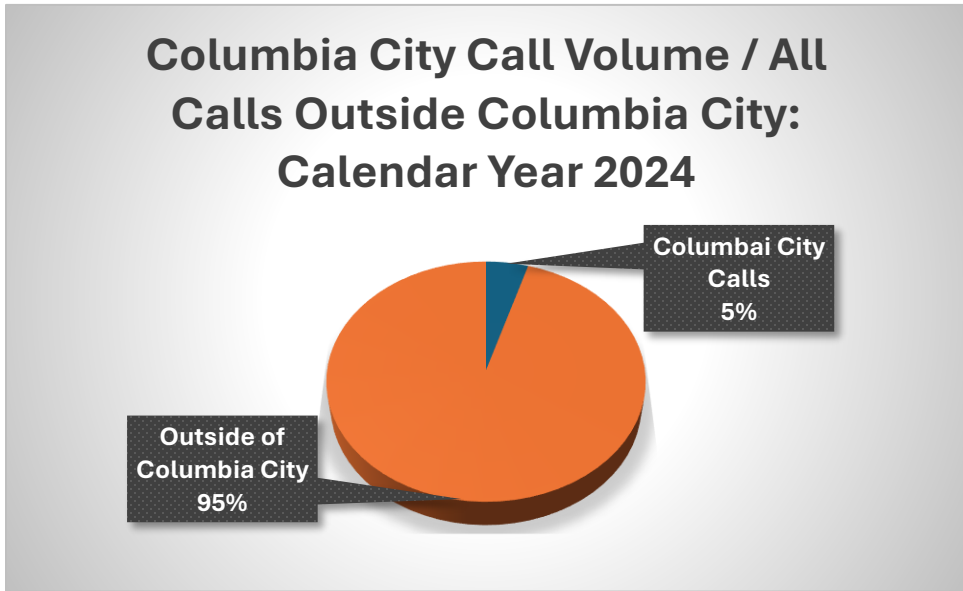
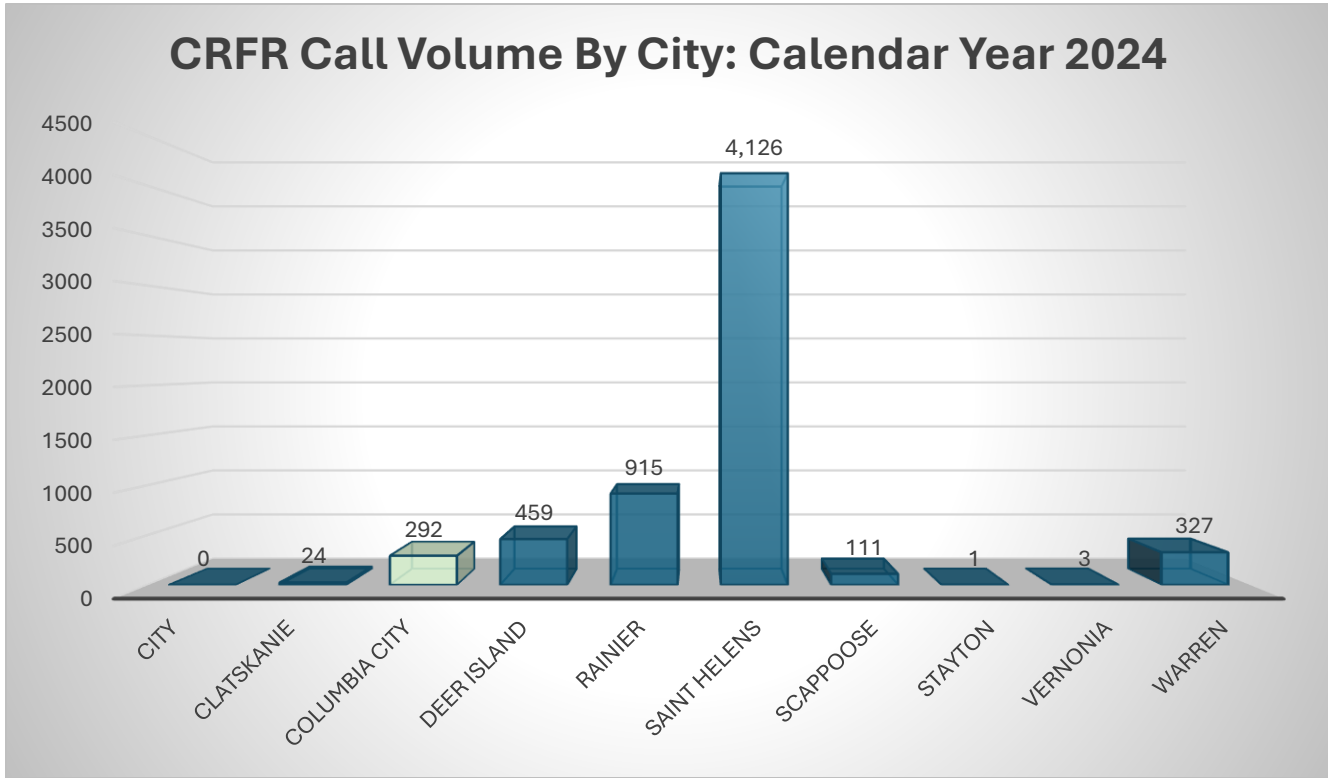
City	Calls
City of Estacada	1
City of Oakridge	1
City of Portland	1
City of Vernonia	2
CLATSKANIE	52
COLUMBIA CITY	335
DEER ISLAND	304
Longview	1
Maupin	1
PORTLAND	2
RAINIER	1,373
Saint Helens	3,963
SCAPPOOSE	180
VERNONIA	8
WARREN	383
Total	6607




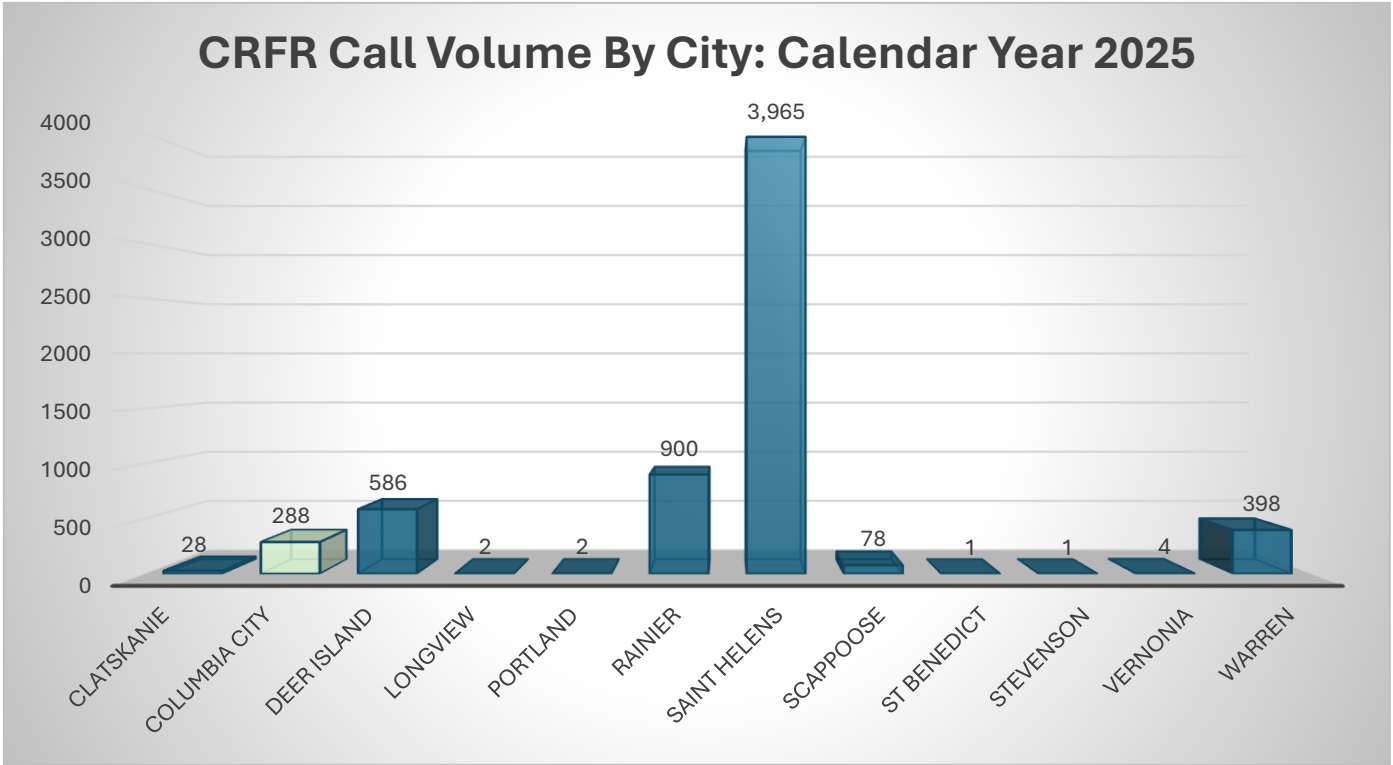
City	Calls
Clatskanie	58
Columbia City	325
Columbia Heights	1
DEER ISLAND	293
Fern Hill	1
RAINIER	976
Saint Helens	3,802
SCAPPOOSE	132
VERNONIA	15
WARREN	348
Total	5951



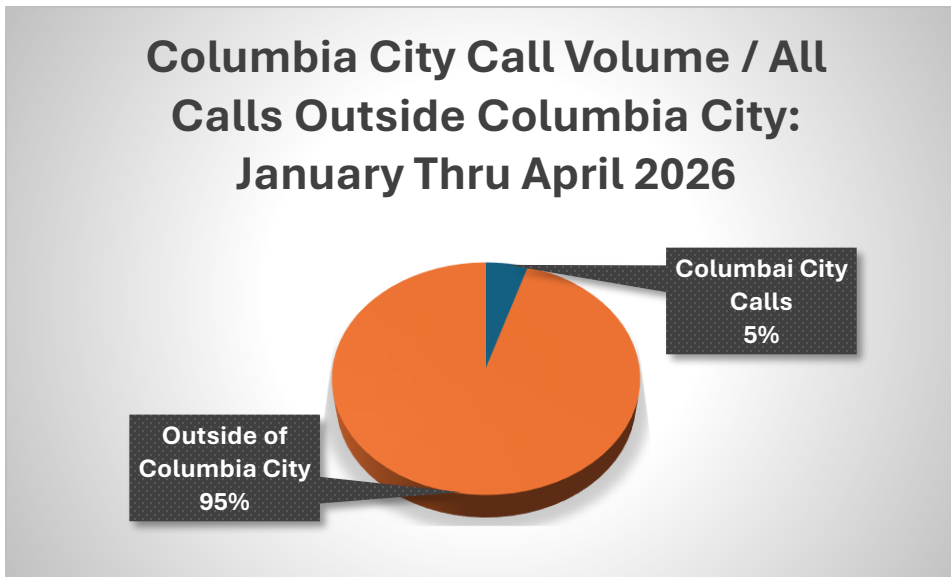
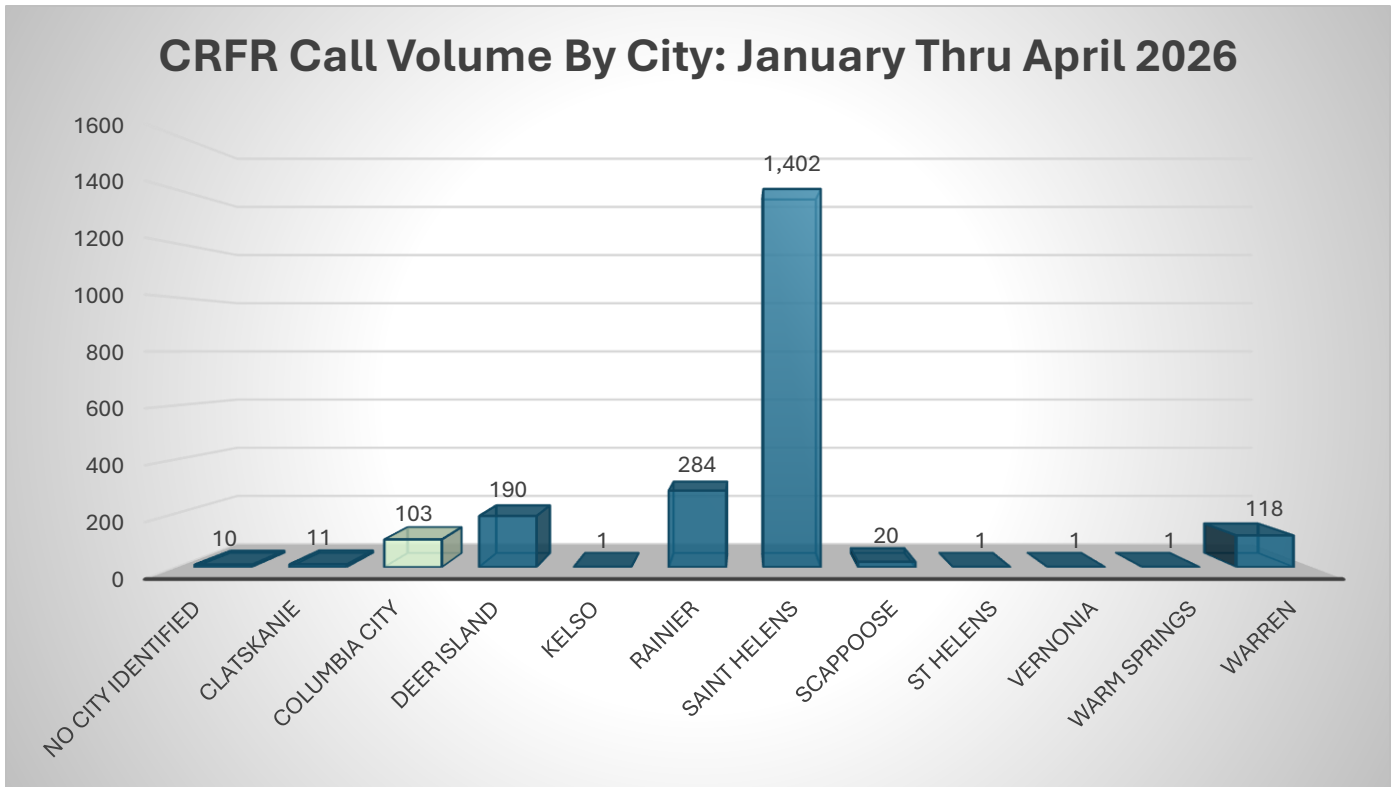
City	Calls
CLATSKANIE	24
COLUMBIA CITY	292
Deer Island	459
Rainier	915
Saint Helens	4,126
SCAPPOOSE	111
STAYTON	1
VERNONIA	3
WARREN	327
Total	6258



City	Calls
Clatskanie	28
COLUMBIA CITY	288
DEER ISLAND	586
LONGVIEW	2
PORTLAND	2
RAINIER	900
Saint Helens	3,965
SCAPPOOSE	78
ST BENEDICT	1
STEVENSON	1
VERNONIA	4
WARREN	398
Total	6253



City	Calls
No City Identified	10
CLATSKANIE	11
COLUMBIA CITY	103
DEER ISLAND	190
KELSO	1
RAINIER	284
Saint Helens	1,402
SCAPPOOSE	20
St helens	1
VERNONIA	1
WARM SPRINGS	1
WARREN	118
Totals	2142



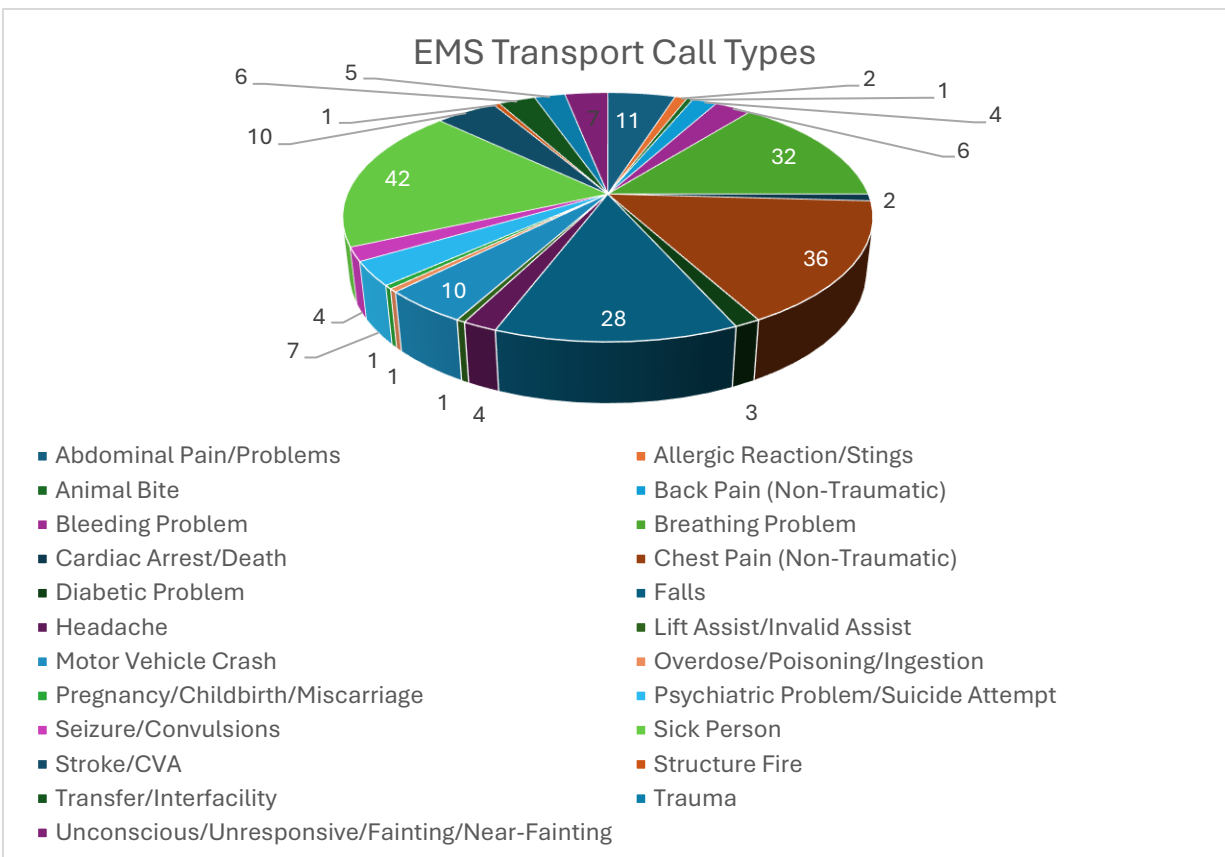
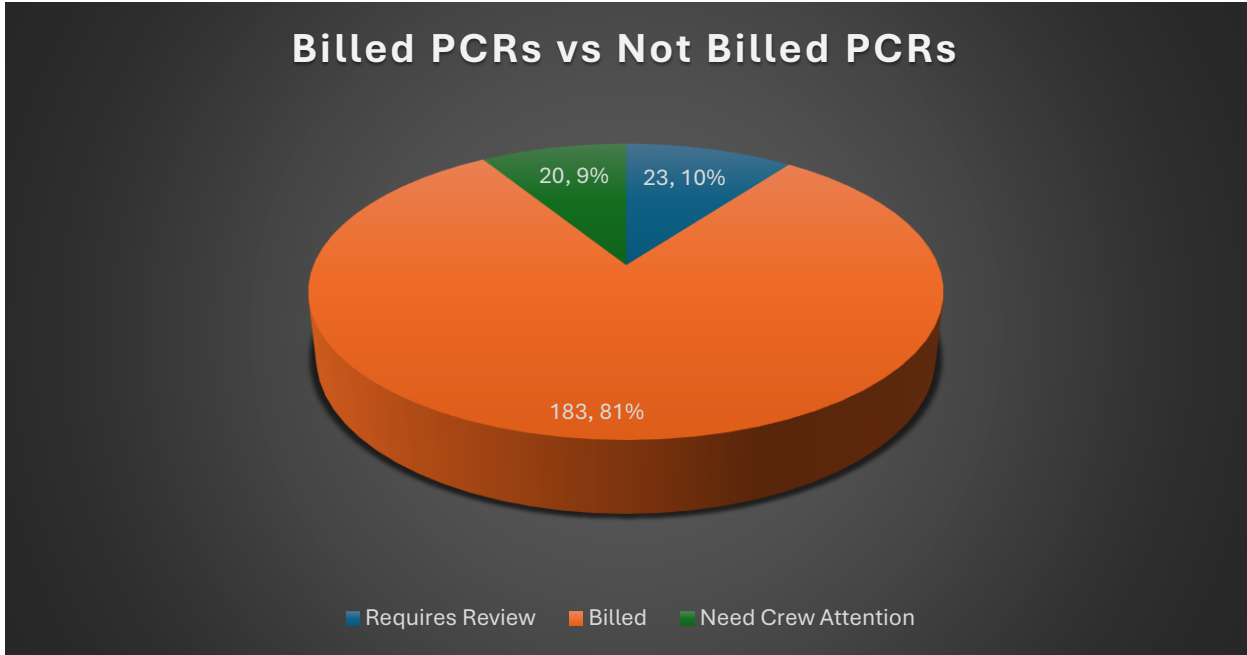
QA/CQI Transport Report



MAY 2026

QA / CQI Agency Overview of Patient Transports

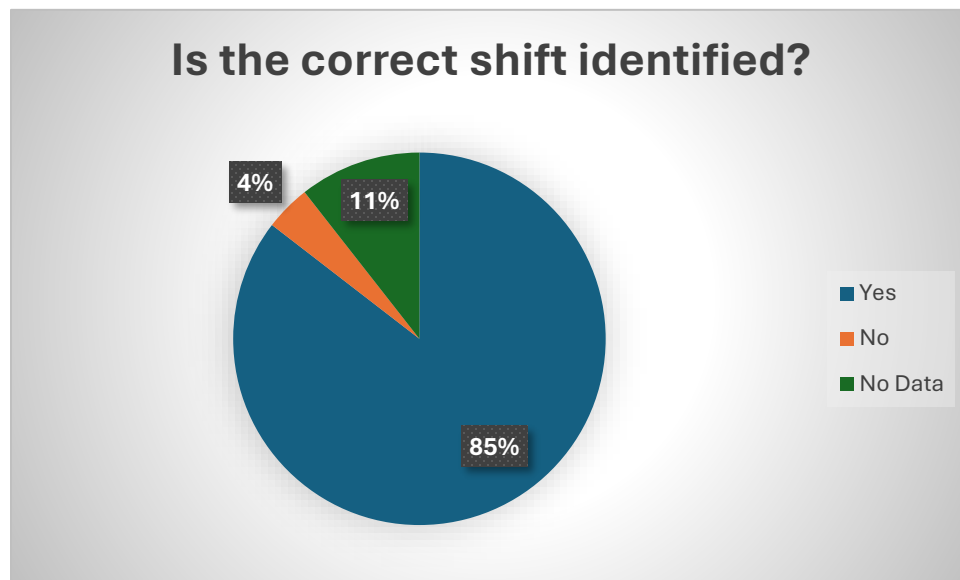
During **April 2026**, Columbia River Fire and Rescue responded to **226** EMS calls that received a disposition of “Patient Treated and Transported by this EMS Unit.” At the time of this review, the following status is recorded: **183** of these transports reflect “**Billed**”; **23** of them show “**Requires Review**”; **20** of them show “**Need Crew Attention**”.



QA / CQI Agency Overview of Patient Transports


There are 14 specific elements of the documentation that are being represented in this report:

1. Is the correct shift identified?
2. Is the correct unit call sign identified?
3. Is the mileage documented (Including tenths of a mile)?
4. Was the patient's mailing address confirmed?
5. If the patient is complaining of pain, is the pain scale recorded?
6. If this is a septic type patient, is the patient's temperature recorded?
7. Are protocols used correctly documented? (Preferably two listed)
8. Was the initial position / situation in which the patient was discovered documented?
9. Is the patient's preferred gender identity and pronouns consistent throughout the PCR?
10. Is the narrative free from obvious grammatical and spelling errors?
11. If an ECG was performed, is it attached to the report with a documented interpretation?
12. Were all required signatures included on the report? Is the "typed name" present with date and time stamp?
13. If all required signatures are not present, is there an explanation provided by the author?
14. Are all appropriate attachments (i.e. Facesheets, ECG, Worksheets) attached to the report?

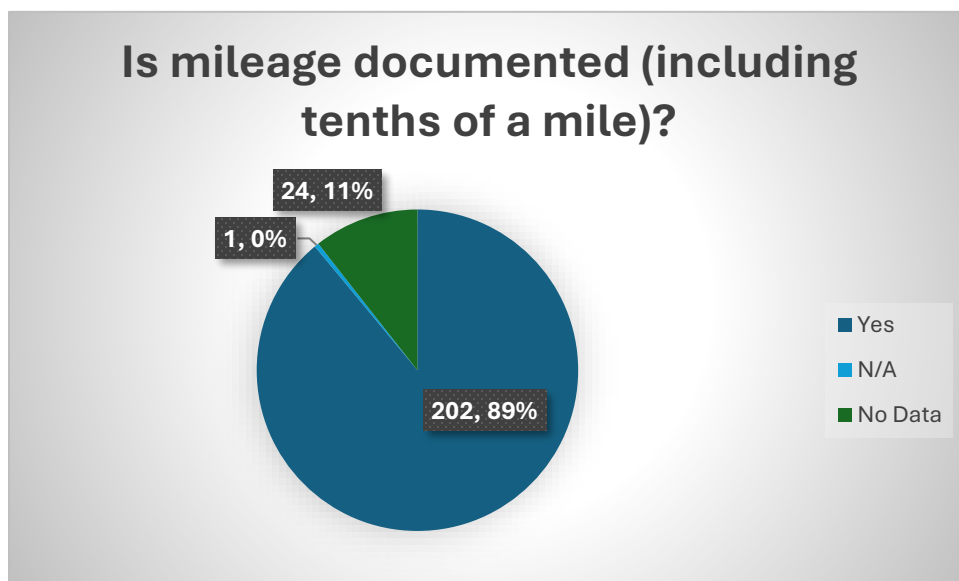


- The correct shift was identified on the PCR **85%** of the time.
- **4%** (9) of the reviewed PCRs were found to have the wrong shift documented.
- **11%** (24) of the PCRs reviewed for this month reflect that this data is not available.

QA / CQI Agency Overview of Patient Transports

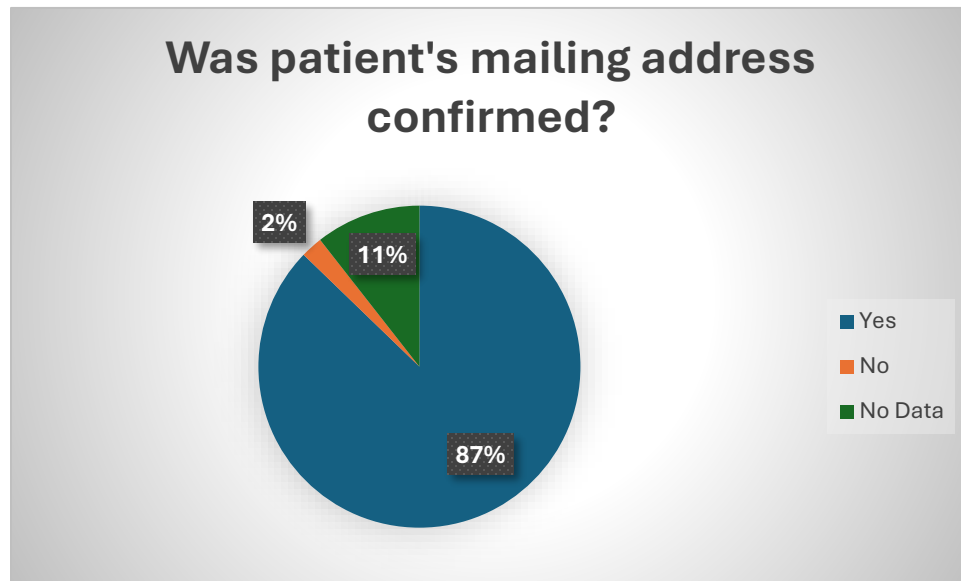


- The correct unit call sign was identified in the PCR **88%** of the time.
- **1%** (3) of the reviewed PCRs were found to have the wrong unit call sign documented.
- **11%** (24) of the PCRs reviewed for this month reflect that this data is not available.

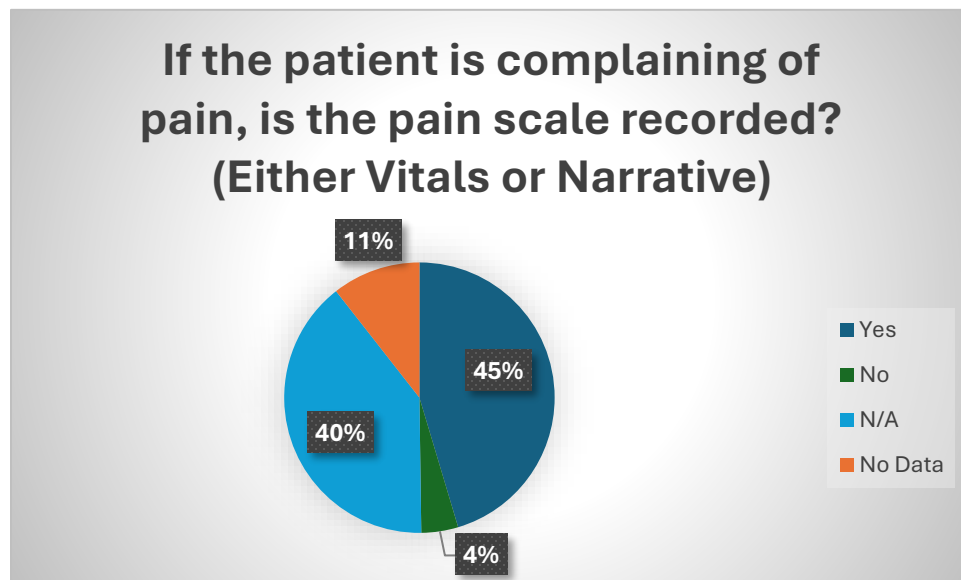


- Mileage was documented correctly **89%** of the time.
- **1** of the reviewed PCRs reflected that the reviewer found the mileage “Not Applicable”
- **11%** (24) of the PCRs reviewed for this month reflect that this data is not available.

QA / CQI Agency Overview of Patient Transports

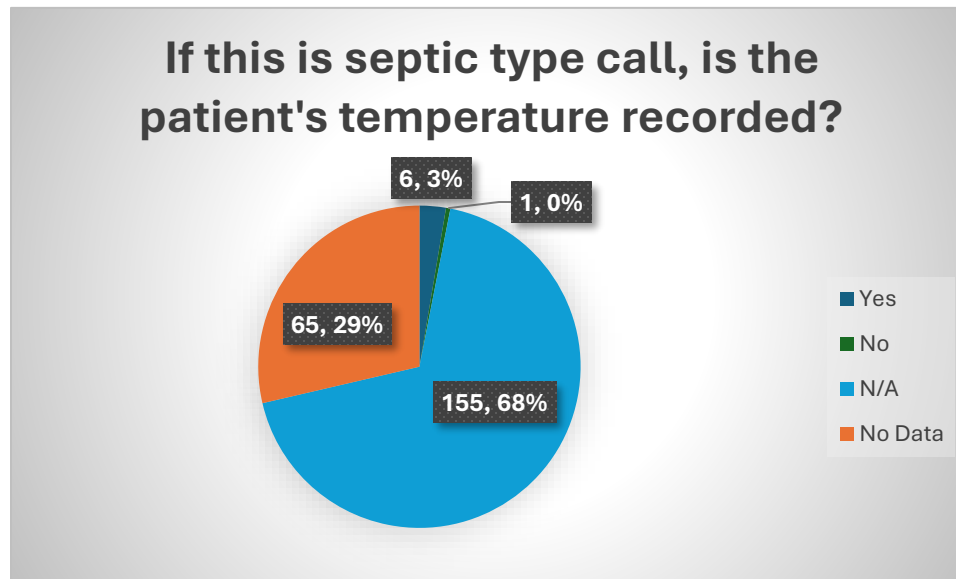


- Patient's mailing address was documented correctly **87%** of the time.
- **2%** (5) of the reviewed PCRs were found to have mileage incorrectly documented.
- **11%** (24) of the PCRs reviewed for this month reflect that this data is not available.

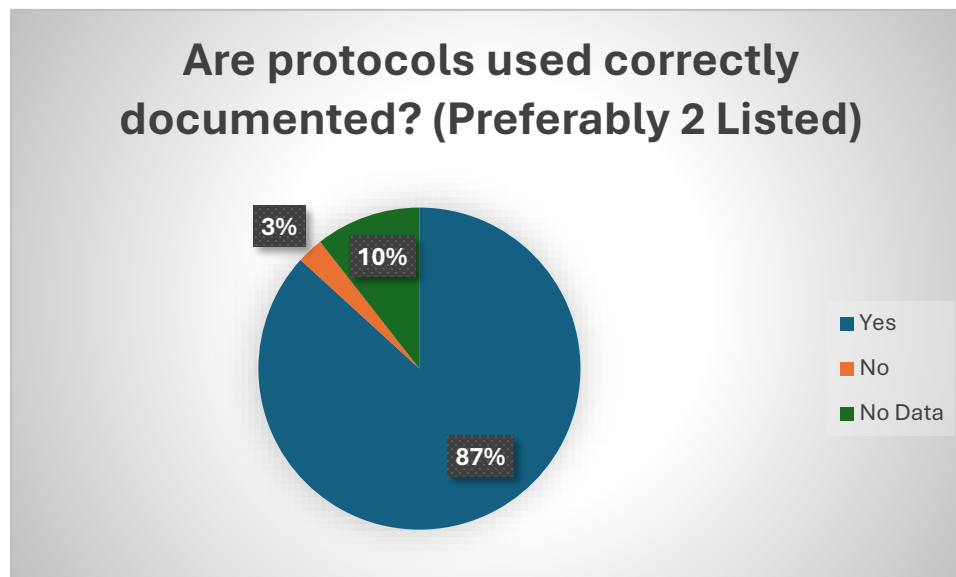


- Patient pain was documented correctly **45%** of the time.
- **4%** (10) of the reviewed PCRs were found to have patient's pain incorrectly documented.
- **40%** (90) of the reviewed PCRs reflected that the patient was not complaining of pain.
- **11%** (24) of the PCRs reviewed for this month reflect that this data is not available.

QA / CQI Agency Overview of Patient Transports

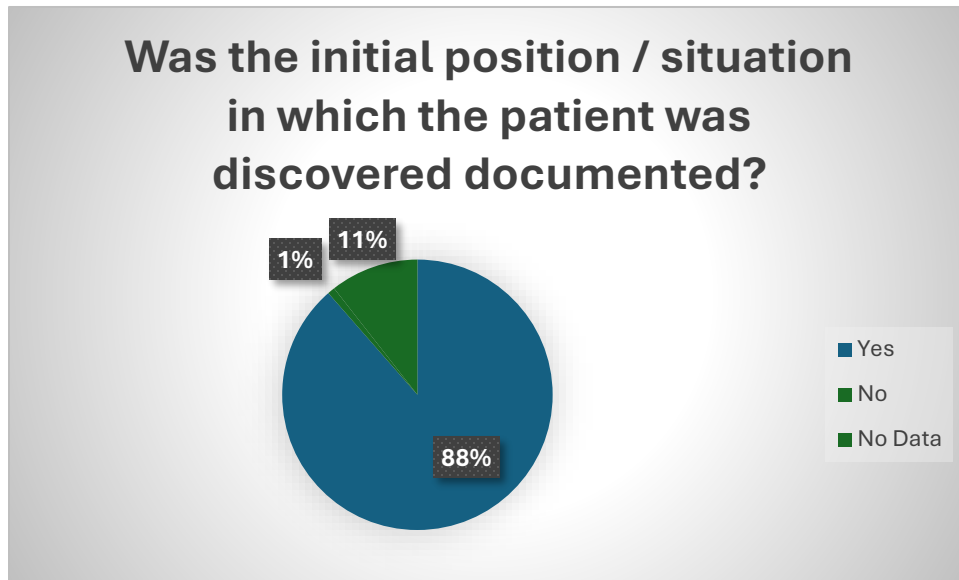


- Of the currently reviewed PCRAs for April, **3%** (6) of the PCRS indicated temperature was appropriately documented for a “septic type patient”.
- This data point was not applicable in **68%** of the PCRs reviewed.
- **1** of the PCRs reviewed reflect the patient’s temperature is not recorded
- **29%** (65) of the PCRs reviewed for this month reflect that this data is not available.

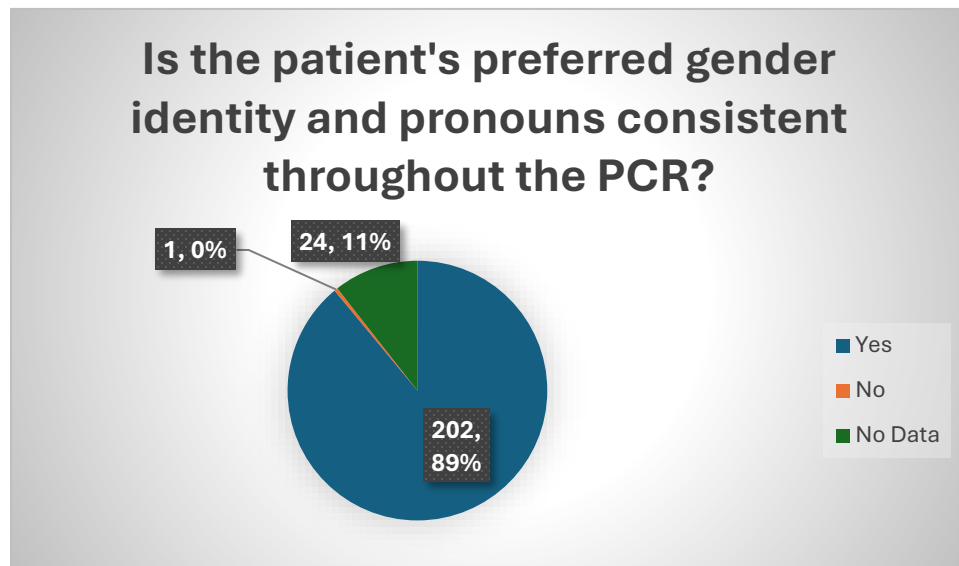


- Protocols were found to be correctly documented **87%** of the time.
- **3%** (6) of the PCRs reviewed did not have the protocols correctly documented.
- **11%** (24) of the PCRs reviewed for this month reflect that this data is not available.

QA / CQI Agency Overview of Patient Transports



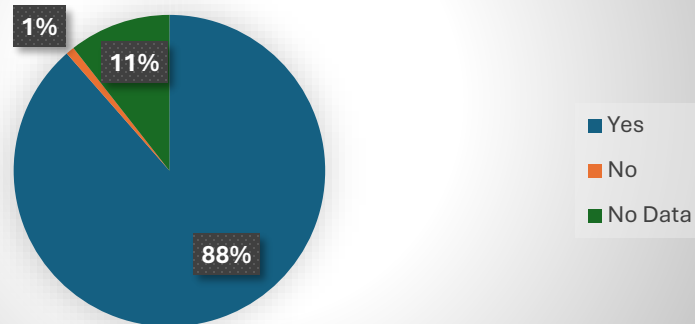
- **88%** of the PCRs reviewed reflect the initial position and situation was documented.
- **1%** (2) of the PCRs reviewed reflect the initial position and situation was not documented.
- **11%** (24) of the PCRs reviewed for this month reflect that this data is not available.



- **88%** of the PCRs reviewed reflect the patient's preferred gender identity was documented.
- **1** of the PCRs reviewed reflect the patient's preferred gender identity was not documented.
- **11%** (24) of the PCRs reviewed for this month reflect that this data is not available.

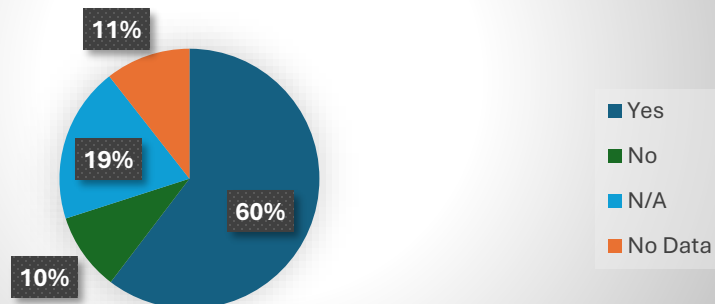
QA / CQI Agency Overview of Patient Transports

Is the narrative free from obvious grammatical and spelling errors?



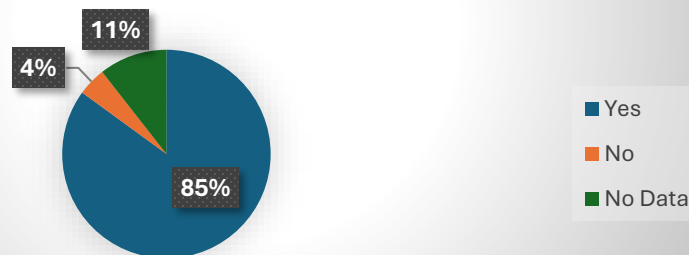
- **1%** (2) of the PCRs reviewed reflect that the narrative was noted to have obvious grammatical and spelling errors.
- **11%** (24) of the PCRs reviewed for this month reflect that this data is not available.

If an ECG was performed, is it attached to the report with a documented interpretation?



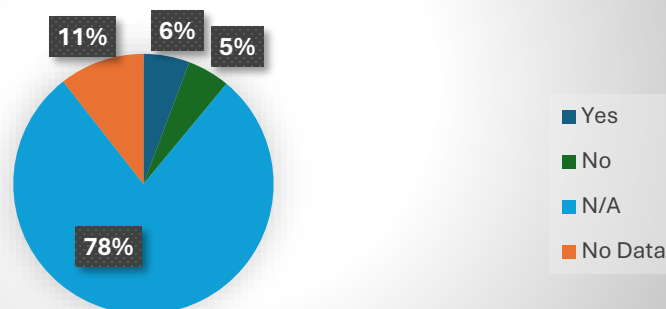
- **60%** of the time, an ECG was attached and appropriately documented.
- **10%** (22) of the PCRs were found to not have the ECG appropriately documented (unknown whether the ECG was not attached or if an interpretation was missing)
- **19%** (44) of the PCRs reviewed reflect that an ECG was not performed
- **11%** (24) of the PCRs reviewed for this month reflect that this data is not available.

Were all required signatures included on report? Is the "typed name" present with date and time stamp?



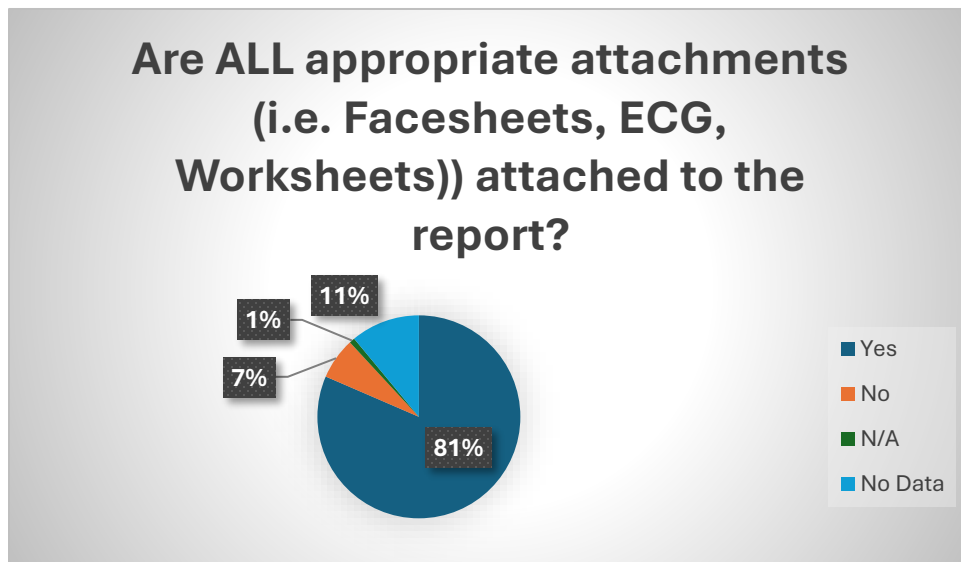
- **85%** of the PCRs reviewed were found to have the appropriate signatures.
- **4%** (10) of the PCRs reviewed were found to have identified incorrect signatures.
- **11%** (24) of the PCRs reviewed for this month reflect that this data is not available.

If all required signatures are not present, is there an explanation provided by the author?



- **78%** (178) of the PCRs reviewed indicate that this data point was not applicable, which indicates that the appropriate signatures were collected by the PCR author.
- **6%** (13) of the PCRs reviewed indicate that the author provided an explanation for missing signatures.
- **5%** (12) of the PCRs reviewed reflect that the author did not provide an explanation for missing signatures.
- **11%** (24) of the PCRs reviewed for this month reflect that this data is not available.

QA / CQI Agency Overview of Patient Transports



- **81%** of the time, appropriate attachments were found to be present with the PCR
- **7%** (15) of the PCRs reviewed reflected incorrect or missing attachments
- **1%** (2) of the reviewed PCRs reflect that the reviewer found attachments to be Not Applicable
- **11%** (25) of the PCRs reviewed for this month reflect that this data is not available.

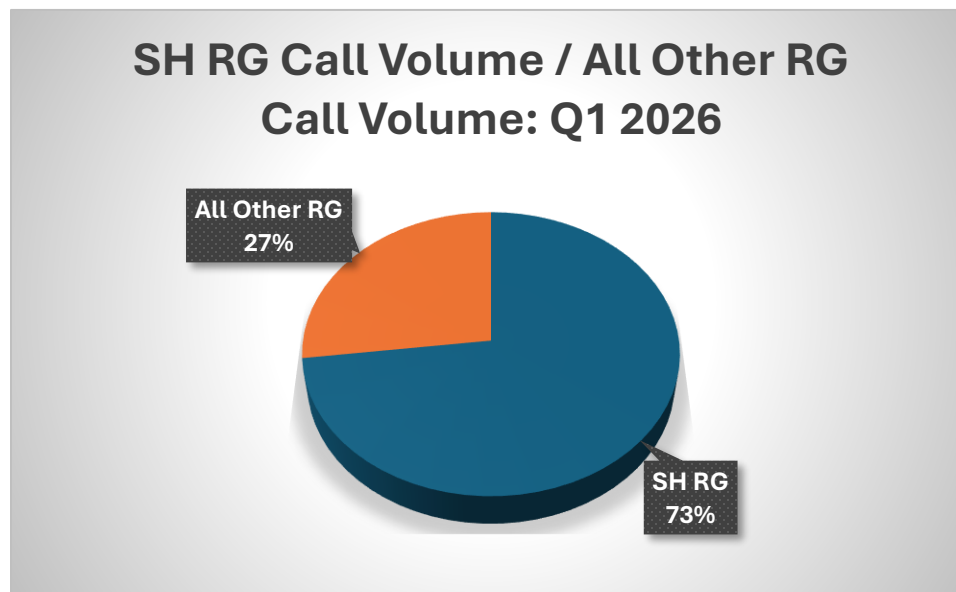
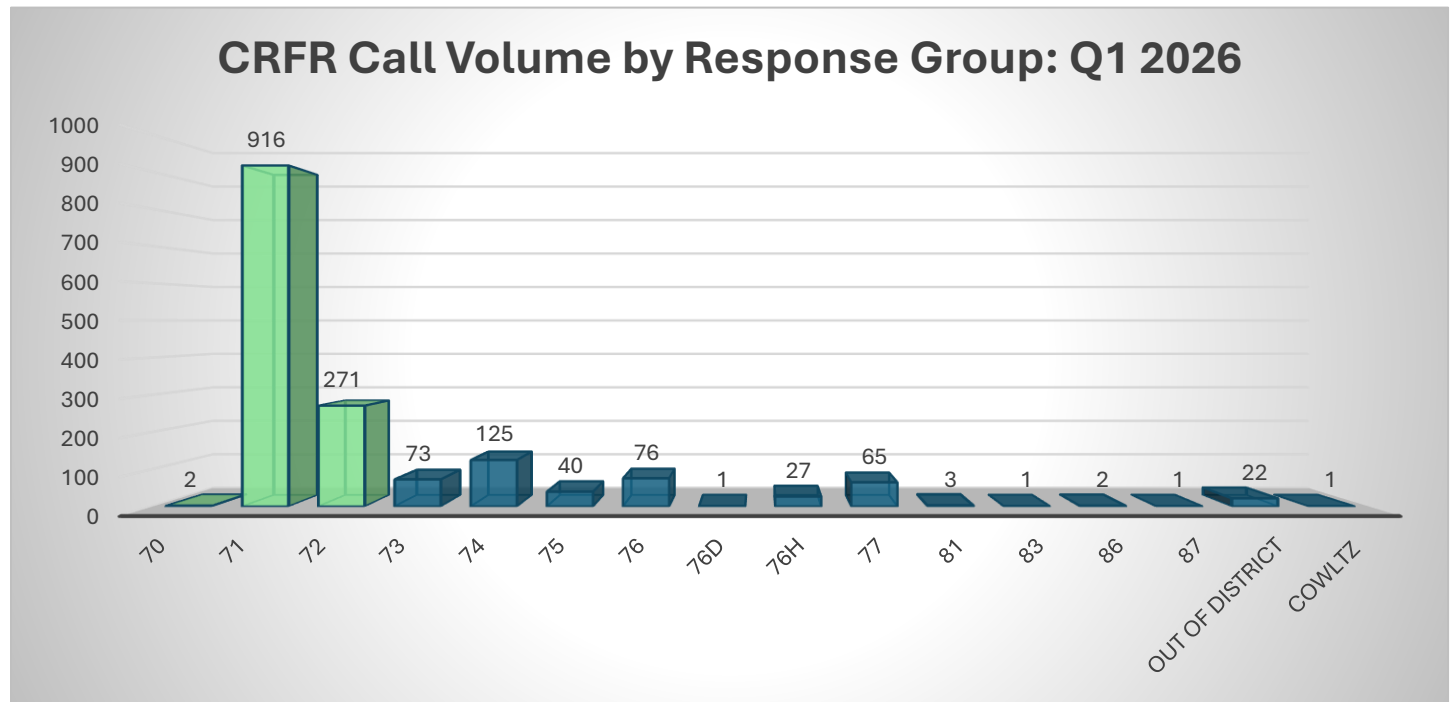
Saint Helens Call Volume Report



2026

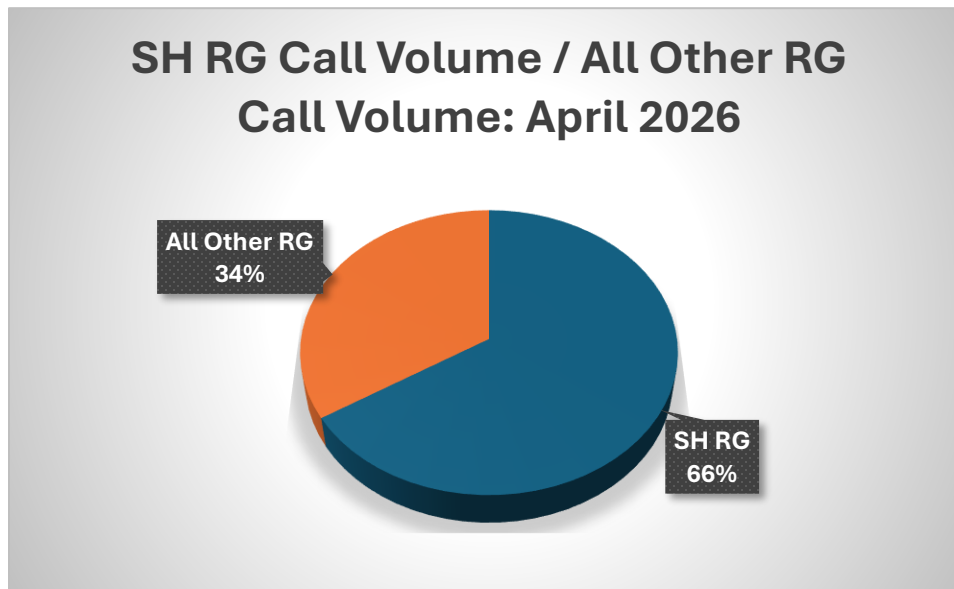
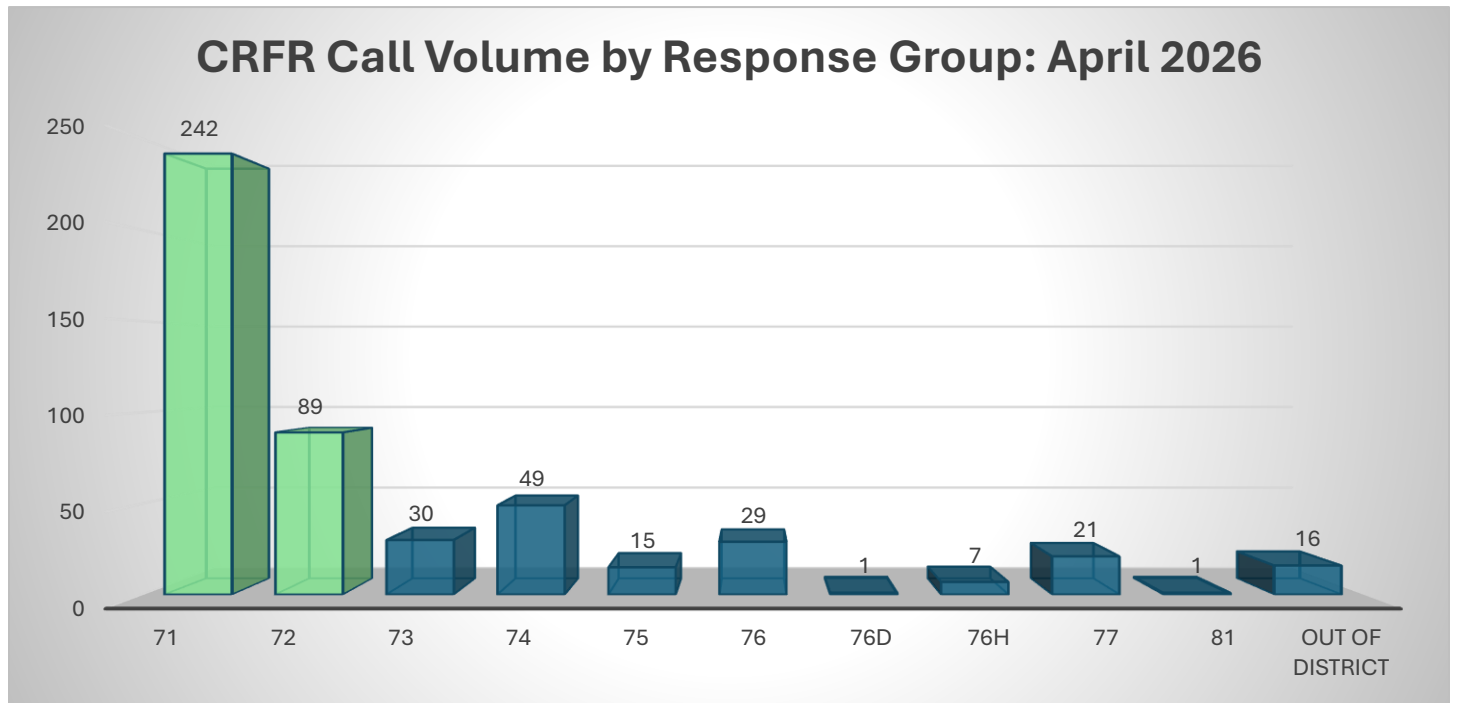
Q1 2026

Response Group	Calls
70	2
71	916
72	271
73	73
74	125
75	40
76	76
76D	1
76H	27
77	65
81	3
83	1
86	2
87	1
Out of District	22
COWLTZ	1
Total	1626



April 2026

Respense Group	Calls
71	242
72	89
73	30
74	49
75	15
76	29
76D	1
76H	7
77	21
81	1
Out of District	16
Total	500





Resolution #: FY-25-26-09 (RT Tile – St. Helens Station)

WHEREAS the following is presented for authorization to the Fire Board Directors of the Columbia River Fire & Rescue Department, herein referred to as CRFR, in a meeting held at 58611 McNulty Way, Saint Helens, OR 97051, on this **21st Day of May 2026.**

1. At least three of the directors were present, constituting a quorum:
 - i. **President:** Ryan Welby
 - ii. **Vice President:** Austin Zimbrick
 - iii. **Director:** Mark Gundersen
 - iv. **Director:** Paul Rice
 - v. **Secretary-Treasurer:** Richard Fletcher
2. The Fire Board of Directors, being present, formally called the meeting to order and declared the meeting to be regularly called.
3. **BE IT RESOLVED**, upon a motion duly made, seconded, and carried/denied by a vote of For ___ /Against ___ shall be the will of the Fire Board of CRFR.
4. **BE IT ORDAINED** The following memorandum was then read and ordered to be inserted in these minutes:

“We, the Fire Board of Columbia River Fire & Rescue, by our authority, proclaim and carry/denied **Resolution # 25-26-09** being held at the above time and place and consent to the transaction of such business, as may have come before it, as testified by the signatures below”.

Signature: _____ For: Against: Date: _____

Signature: _____ For: Against: Date: _____

Signature: _____ For: Against: Date: _____

Signature: _____ For: Against: Date: _____

Signature: _____ For: Against: Date: _____



ADMINISTRATION OFFICES

270 Columbia Blvd * St Helens, Oregon * 97051

Phone (503)-397-2990 * www.crfr.com * FAX (503)-397-3198

Add additional information here.

The board adopted Resolution No. 2025-26-09, authorizing the replacement of tiles on the exterior pillars in between bay doors at Saint Helens Fire Station.

Attested:

X _____ Date: _____

President: Ryan Welby



Scope of Initial Estimate for: CRF&R - St. Helens Station - 4/22/2025

RT Tile - CCB 249780

Over all Scope

- Exterior pillars between fire station bay doors
- Remove current materials, prep area, install new tiles, grout tiles.

Over all Scope Breakdown

1. <u>Removal of current materials</u>	-\$2,535
a. Remove and properly dispose of current tile materials	
2. <u>Materials cost estimations</u>	-\$3,190
a. Preparation materials	
i. Cement backerboard, cement for pillar repair	
b. Installation materials	
i. Adhesives for boards & tiles, installation hardware	
ii. Tiles	
iii. Grout	
3. <u>Labor cost estimations</u>	-\$ 11,205
a. Preparations for install	~ 229 sqft
i. 10 exterior 11' tall pillars	
b. Installation of tiles & grout	
i. 10 exterior 11'tall pillars	
<u>Total cost estimate-</u>	\$16,930

Details -

- We will procure all necessary materials.
- Final materials cost is TBD on final tile choice (Materials cost includes an estimated tile cost)
- All removal, preparation, and tile installation materials are assumed in cost.
- Any obscure discoveries during removal/ prep of current material will be addressed upon discovery.
- Materials cost estimate is an estimate based on the scope outlined above at current materials prices at date written up. Prices on materials are subject to change from supplier outside 30 days from date.
- Labor cost estimate is an estimate based on entire current scope of project.
- Total cost estimate is an estimate based on entire current scope of project.

- Changes to actual scope could change actual cost and materials needed for installation.
- Transfer / Removal fees to be applied to final invoice based on weight.
- Suggested payment schedule –
 - ~50% upfront/ beginning deposit, ~50%/ remainder when project is complete.
- Upfront/ beginning deposit to be paid 2 weeks prior to start date to secure materials.

Any questions please feel free to ask!

Your business is appreciated!

-Nate T.

RT Tile – CCB 249780

Phone - 503.621.8641

Client - Sign and Date _____

By signing client agrees to the above scope and terms.

RT Tile Representative - Sign and Date: _____

By Signing Representative agrees to the above scope and terms.